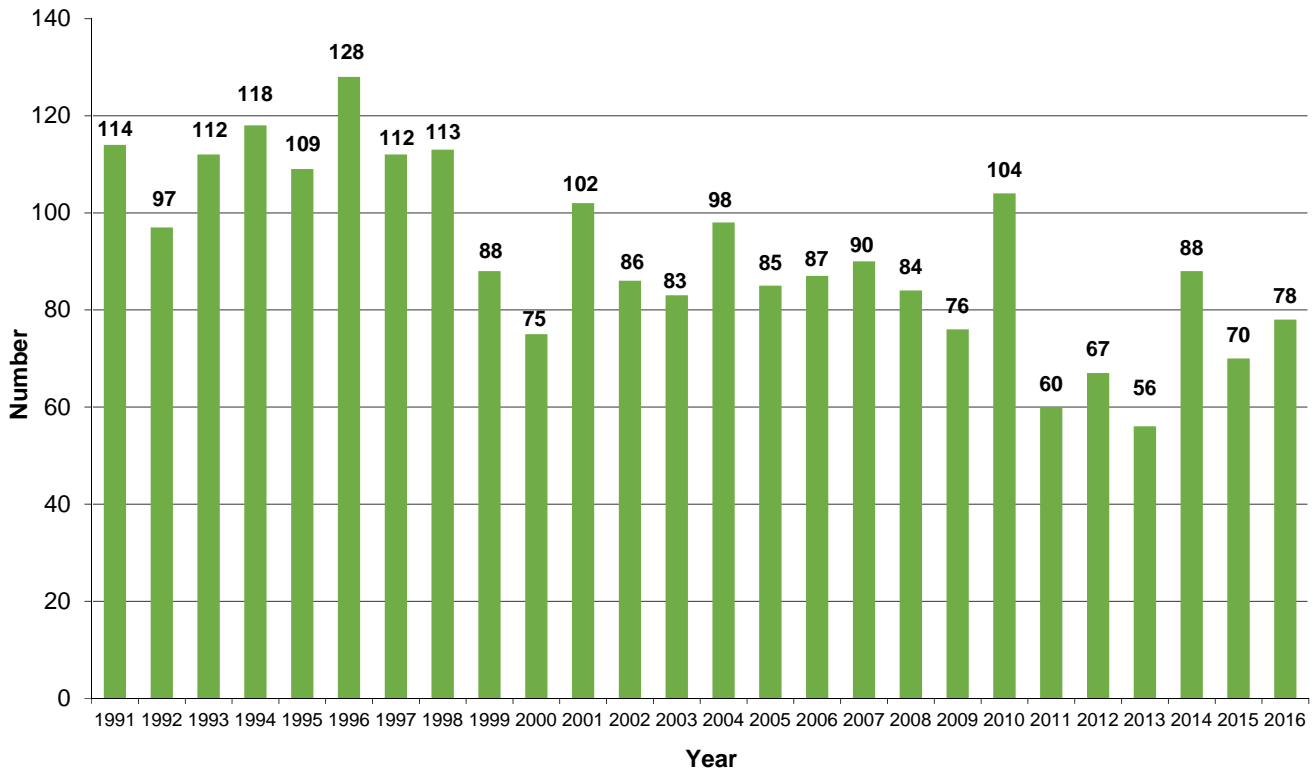


# 2016 Washington State Census of Fatal Occupational Injuries (CFOI)

## Change to the OIICS Structure

Information in this release incorporates a major revision in the Occupational Injury and Illness Classification System (OIICS), which is used to describe the characteristics of fatal work injuries. Because of the extensive revisions, data for the OIICS case characteristics for reference year 2011 and beyond represent a break in series with data for prior years. More information on OIICS can be found at [www.bls.gov/iif/oshhoics.htm](http://www.bls.gov/iif/oshhoics.htm).

## Number of fatal occupational injuries, Washington, 1991 - 2016



SOURCE: U.S. Department of Labor, Bureau of Labor Statistics, in cooperation with State and Federal agencies, Census of Fatal Occupational Injuries

**TABLE A-1. Fatal occupational injuries by industry and event or exposure, Washington, 2016**

| Industry <sup>1</sup>                                    | NAICS code <sup>1</sup> | Total fatal injuries (number) | Event or exposure <sup>2</sup>                                 |                                       |                      |                     |  |                                    |
|--|-------------------------|-------------------------------|--|---------------------------------------|----------------------|---------------------|--|------------------------------------|
|  |                         |                               | Violence and other injuries by persons or animals <sup>3</sup> | Transportation incidents <sup>4</sup> | Fires and explosions | Falls, slips, trips | Exposure to harmful substances or environments | Contact with objects and equipment |
| <b>Total</b>   |                         | 78                            | 13   | 27                                    | --                   | 24                  | 3  | 8                                  |
| <b>Private industry</b>                                  |                         | 73                            | 12   | 26                                    | --                   | 22                  | 3  | 8                                  |
| <b>Goods producing</b>                                   |                         | 34                            | --   | 13                                    | --                   | 10                  | --   | 7                                  |
| <b>Natural resources and mining</b>                      |                         | 16                            | --   | 8                                     | --                   | --                  | --   | 5                                  |
| <b>Agriculture, forestry, fishing and hunting</b>        |                         | 15                            | --   | 8                                     | --                   | --                  | --   | 4                                  |
| Crop production  | 111                     | 7                             | --   | 5                                     | --                   | --                  | --   | 1                                  |
| Fruit and tree nut farming                               | 1113                    | 3                             | --   | --                                    | --                   | --                  | --   | 1                                  |
| Noncitrus fruit and tree nut farming                     | 11133                   | 3                             | --   | --                                    | --                   | --                  | --   | 1                                  |
| Forestry and logging                                     | 113                     | 5                             | --   | --                                    | --                   | --                  | --   | --                                 |
| Logging  | 1133                    | 5                             | --   | --                                    | --                   | --                  | --   | --                                 |
| Logging  | 11331                   | 5                             | --   | --                                    | --                   | --                  | --   | --                                 |
| <b>Construction</b>                                      |                         | 14                            | --   | 3                                     | --                   | 8                   | --   | --                                 |
| <b>Construction</b>                                      |                         | 14                            | --   | 3                                     | --                   | 8                   | --   | --                                 |
| Construction of buildings                                | 236                     | 3                             | --   | --                                    | --                   | 3                   | --   | --                                 |
| Heavy and civil engineering construction                 | 237                     | 4                             | --   | --                                    | --                   | --                  | --   | --                                 |
| Utility system construction                              | 2371                    | 3                             | --   | --                                    | --                   | --                  | --   | --                                 |
| Specialty trade contractors                              | 238                     | 7                             | --   | --                                    | --                   | 5                   | --   | --                                 |
| Foundation, structure, and building exterior contractors | 2381                    | 3                             | --   | --                                    | --                   | 3                   | --   | --                                 |
| Building finishing contractors                           | 2383                    | 1                             | --   | --                                    | --                   | --                  | --   | --                                 |
| Painting and wall covering contractors                   | 23832                   | 1                             | --   | --                                    | --                   | --                  | --   | --                                 |
| <b>Manufacturing</b>                                     |                         | 4                             | --   | --                                    | --                   | --                  | --   | --                                 |
| <b>Manufacturing</b>                                     |                         | 4                             | --   | --                                    | --                   | --                  | --   | --                                 |
| Food manufacturing                                       | 311                     | 1                             | --   | 1                                     | --                   | --                  | --   | --                                 |
| Seafood product preparation and packaging                | 3117                    | 1                             | --   | 1                                     | --                   | --                  | --   | --                                 |
| Seafood product preparation and packaging                | 31171                   | 1                             | --   | 1                                     | --                   | --                  | --   | --                                 |
| <b>Service providing</b>                                 |                         | 39                            | 10   | 13                                    | --                   | 12                  | --   | --                                 |
| <b>Trade, transportation, and utilities</b>              |                         | 16                            | 3  | 9                                     | --                   | 3                   | --   | --                                 |
| <b>Retail trade</b>                                      |                         | 6                             | --   | --                                    | --                   | --                  | --   | --                                 |
| General merchandise stores                               | 452                     | 3                             | --   | --                                    | --                   | --                  | --   | --                                 |
| <b>Transportation and warehousing</b>                    |                         | 10                            | 1  | 8                                     | --                   | --                  | --   | --                                 |
| Truck transportation                                     | 484                     | 8                             | 1  | 6                                     | --                   | --                  | --   | --                                 |
| General freight trucking                                 | 4841                    | 3                             | 1  | --                                    | --                   | --                  | --   | --                                 |
| General freight trucking, long-distance                  | 48412                   | 2                             | 1  | 1                                     | --                   | --                  | --   | --                                 |
| General freight trucking, long-distance, truckload       | 484121                  | 2                             | 1  | 1                                     | --                   | --                  | --   | --                                 |

**TABLE A-1. Fatal occupational injuries by industry and event or exposure, Washington, 2016**

| Industry <sup>1</sup>  | NAICS code <sup>1</sup> | Total fatal injuries (number) | Event or exposure <sup>2</sup>                                 |                                       |                      |                     |  |                                    |
|--|-------------------------|-------------------------------|--|---------------------------------------|----------------------|---------------------|--|------------------------------------|
|  |                         |                               | Violence and other injuries by persons or animals <sup>3</sup> | Transportation incidents <sup>4</sup> | Fires and explosions | Falls, slips, trips | Exposure to harmful substances or environments | Contact with objects and equipment |
| Specialized freight trucking   | 4842                    | 5                             | --   | 4                                     | --                   | --                  | --   | --                                 |
| Specialized freight (except used goods) trucking, long-distance        | 48423                   | 3                             | --   | --                                    | --                   | --                  | --   | --                                 |
| Support activities for transportation                                  | 488                     | 1                             | --   | 1                                     | --                   | --                  | --   | --                                 |
| Support activities for water transportation                            | 4883                    | 1                             | --   | 1                                     | --                   | --                  | --   | --                                 |
| Marine cargo handling  | 48832                   | 1                             | --   | 1                                     | --                   | --                  | --   | --                                 |
| Couriers and messengers  | 492                     | 1                             | --   | 1                                     | --                   | --                  | --   | --                                 |
| Couriers   | 4921                    | 1                             | --   | 1                                     | --                   | --                  | --   | --                                 |
| Couriers   | 49211                   | 1                             | --   | 1                                     | --                   | --                  | --   | --                                 |
| <b>Financial activities</b>  |                         | 6                             | --   | --                                    | --                   | 3                   | --   | --                                 |
| <b>Finance and insurance</b>   |                         | --                            | --   | --                                    | --                   | --                  | --   | --                                 |
| Credit intermediation and related activities                           | 522                     | --                            | --   | --                                    | --                   | --                  | --   | --                                 |
| Nondepository credit intermediation                                    | 5222                    | 1                             | --   | --                                    | --                   | --                  | --   | --                                 |
| Other nondepository credit intermediation                              | 52229                   | 1                             | --   | --                                    | --                   | --                  | --   | --                                 |
| <b>Real estate and rental and leasing</b>                              |                         | 3                             | --   | --                                    | --                   | --                  | --   | --                                 |
| <b>Professional and business services</b>                              |                         | 8                             | --   | --                                    | --                   | 4                   | --   | --                                 |
| <b>Administrative and waste services</b>                               |                         | 8                             | --   | --                                    | --                   | 4                   | --   | --                                 |
| Administrative and support services                                    | 561                     | 8                             | --   | --                                    | --                   | 4                   | --   | --                                 |
| Services to buildings and dwellings                                    | 5617                    | 5                             | --   | --                                    | --                   | --                  | --   | --                                 |
| Landscaping services   | 56173                   | 5                             | --   | --                                    | --                   | --                  | --   | --                                 |
| <b>Educational and health services</b>                                 |                         | 3                             | --   | --                                    | --                   | --                  | --   | --                                 |
| <b>Health care and social assistance</b>                               |                         | 3                             | --   | --                                    | --                   | --                  | --   | --                                 |
| <b>Leisure and hospitality</b>   |                         | --                            | --   | --                                    | --                   | --                  | --   | --                                 |
| <b>Arts, entertainment, and recreation</b>                             |                         | 1                             | --   | --                                    | --                   | --                  | --   | --                                 |
| Amusement, gambling, and recreation industries                         | 713                     | 1                             | --   | --                                    | --                   | --                  | --   | --                                 |
| Other amusement and recreation industries                              | 7139                    | 1                             | --   | --                                    | --                   | --                  | --   | --                                 |
| Fitness and recreational sports centers                                | 71394                   | 1                             | --   | --                                    | --                   | --                  | --   | --                                 |
| <b>Other services, except public administration</b>                    |                         | 3                             | --   | --                                    | --                   | --                  | --   | --                                 |
| <b>Other services, except public administration</b>                    |                         | 3                             | --   | --                                    | --                   | --                  | --   | --                                 |
| Religious, grantmaking, civic, professional, and similar organizations | 813                     | --                            | --   | 1                                     | --                   | --                  | --   | --                                 |
| Civic and social organizations   | 8134                    | 1                             | --   | 1                                     | --                   | --                  | --   | --                                 |
| Civic and social organizations   | 81341                   | 1                             | --   | 1                                     | --                   | --                  | --   | --                                 |

**TABLE A-1. Fatal occupational injuries by industry and event or exposure, Washington, 2016**

| Industry <sup>1</sup>                        | NAICS code <sup>1</sup> | Total fatal injuries (number) | Event or exposure <sup>2</sup>                                 |                                       |                      |                     |  |                                    |
|--|-------------------------|-------------------------------|--|---------------------------------------|----------------------|---------------------|--|------------------------------------|
|  |                         |                               | Violence and other injuries by persons or animals <sup>3</sup> | Transportation incidents <sup>4</sup> | Fires and explosions | Falls, slips, trips | Exposure to harmful substances or environments | Contact with objects and equipment |
| <b>Government<sup>6</sup></b>                |                         | 5                             | 1  | --                                    | --                   | --                  | --   | --                                 |
| <b>Local government</b>                      |                         | 3                             | 1  | --                                    | --                   | --                  | --   | --                                 |
| <b>Service providing</b>                     |                         | --                            | 1  | --                                    | --                   | --                  | --   | --                                 |
| <b>Public administration</b>                 |                         | 1                             | 1  | --                                    | --                   | --                  | --   | --                                 |
| <b>Public administration</b>                 |                         | 1                             | 1  | --                                    | --                   | --                  | --   | --                                 |
| Justice, public order, and safety activities | 922                     | 1                             | 1  | --                                    | --                   | --                  | --   | --                                 |
| Justice, public order, and safety activities | 9221                    | 1                             | 1  | --                                    | --                   | --                  | --   | --                                 |
| Police protection                            | 92212                   | 1                             | 1  | --                                    | --                   | --                  | --   | --                                 |

<sup>1</sup> CFOI has used several versions of the North American Industry Classification System (NAICS) since 2003 to define industry. For more information on the version of NAICS used in this year, see our definitions page at <http://www.bls.gov/iif/oshcdef.htm>.

<sup>2</sup> Based on the BLS Occupational Injury and Illness Classification System (OIICS) 2.01 implemented for 2011 data forward.

<sup>3</sup> Includes violence by persons, self-inflicted injury, and attacks by animals.

<sup>4</sup> Includes roadway, nonroadway, air, water, rail fatal occupational injuries, and fatal occupational injuries resulting from being struck by a vehicle.

<sup>5</sup> Includes fatal injuries at all establishments categorized as Mining (Sector 21) in the North American Industry Classification System, including establishments not governed by the Mine Safety and Health Administration (MSHA) rules and reporting, such as those in Oil and Gas Extraction.

<sup>6</sup> Includes fatal injuries to workers employed by governmental organizations regardless of industry.

Note: Data for all years are revised and final. Totals for major categories may include subcategories not shown separately. Dashes indicate no data reported or data that do not meet publication criteria. CFOI fatal injury counts exclude illness-related deaths unless precipitated by an injury event.

Source: U.S. Department of Labor, Bureau of Labor Statistics, in cooperation with state, New York City, District of Columbia, and federal agencies, Census of Fatal Occupational Injuries, December 19, 2017

**TABLE A-2. Fatal occupational injuries resulting from transportation incidents and homicides, Washington, 2016**

| Industry <sup>1</sup>                                    | Total fatal injuries (number) | Transportation incidents <sup>2</sup> |  |  |                                | Homicides <sup>2</sup> |                                       |
|--|-------------------------------|---------------------------------------|--|--|--------------------------------|------------------------|---------------------------------------|
|  |                               | Total                                 | Roadway incidents involving motorized land vehicle | Nonroadway incidents involving motorized land vehicles | Pedestrian vehicular incidents | Total                  | Shooting by other person--intentional |
| <b>Total</b>   | 78                            | 27                                    | 15   | 4  | 4                              | 9                      | 7                                     |
| <b>Private industry</b>                                  | 73                            | 26                                    | 15   | 3  | 4                              | 8                      | 6                                     |
| <b>Goods producing</b>                                   | 34                            | 13                                    | 7  | --   | --                             | --                     | --                                    |
| <b>Natural resources and mining</b>                      | 16                            | 8                                     | 4  | --   | --                             | --                     | --                                    |
| <b>Agriculture, forestry, fishing and hunting</b>        | 15                            | 8                                     | 4  | --   | --                             | --                     | --                                    |
| Crop production  | 7                             | 5                                     | 3  | --   | --                             | --                     | --                                    |
| Fruit and tree nut farming                               | 3                             | --                                    | --   | --   | --                             | --                     | --                                    |
| Noncitrus fruit and tree nut farming                     | 3                             | --                                    | --   | --   | --                             | --                     | --                                    |
| Forestry and logging                                     | 5                             | --                                    | --   | --   | --                             | --                     | --                                    |
| Logging  | 5                             | --                                    | --   | --   | --                             | --                     | --                                    |
| Logging  | 5                             | --                                    | --   | --   | --                             | --                     | --                                    |
| <b>Construction</b>                                      | 14                            | 3                                     | --   | --   | --                             | --                     | --                                    |
| <b>Construction</b>                                      | 14                            | 3                                     | --   | --   | --                             | --                     | --                                    |
| Construction of buildings                                | 3                             | --                                    | --   | --   | --                             | --                     | --                                    |
| Heavy and civil engineering construction                 | 4                             | --                                    | --   | --   | --                             | --                     | --                                    |
| Utility system construction                              | 3                             | --                                    | --   | --   | --                             | --                     | --                                    |
| Specialty trade contractors                              | 7                             | --                                    | --   | --   | --                             | --                     | --                                    |
| Foundation, structure, and building exterior contractors | 3                             | --                                    | --   | --   | --                             | --                     | --                                    |
| Building finishing contractors                           | 1                             | --                                    | --   | --   | --                             | --                     | --                                    |
| Painting and wall covering contractors                   | 1                             | --                                    | --   | --   | --                             | --                     | --                                    |
| <b>Manufacturing</b>                                     | 4                             | --                                    | --   | --   | --                             | --                     | --                                    |
| <b>Manufacturing</b>                                     | 4                             | --                                    | --   | --   | --                             | --                     | --                                    |
| Food manufacturing                                       | 1                             | 1                                     | --   | --   | --                             | --                     | --                                    |
| Seafood product preparation and packaging                | 1                             | 1                                     | --   | --   | --                             | --                     | --                                    |
| Seafood product preparation and packaging                | 1                             | 1                                     | --   | --   | --                             | --                     | --                                    |
| <b>Service providing</b>                                 | 39                            | 13                                    | 8  | --   | --                             | 7                      | 5                                     |
| <b>Trade, transportation, and utilities</b>              | 16                            | 9                                     | 6  | --   | --                             | 3                      | --                                    |
| <b>Retail trade</b>                                      | 6                             | --                                    | --   | --   | --                             | --                     | --                                    |
| General merchandise stores                               | 3                             | --                                    | --   | --   | --                             | --                     | --                                    |
| <b>Transportation and warehousing</b>                    | 10                            | 8                                     | 5  | --   | --                             | 1                      | --                                    |
| Truck transportation                                     | 8                             | 6                                     | 4  | --   | --                             | 1                      | --                                    |

**TABLE A-2. Fatal occupational injuries resulting from transportation incidents and homicides, Washington, 2016**

| Industry <sup>1</sup>  | Total fatal injuries (number) | Transportation incidents <sup>2</sup> |  |  |                                | Homicides <sup>2</sup> |                                       |
|--|-------------------------------|---------------------------------------|--|--|--------------------------------|------------------------|---------------------------------------|
|  |                               | Total                                 | Roadway incidents involving motorized land vehicle | Nonroadway incidents involving motorized land vehicles | Pedestrian vehicular incidents | Total                  | Shooting by other person--intentional |
| General freight trucking   | 3                             | --                                    | --   | --   | --                             | 1                      | --                                    |
| General freight trucking, long-distance                                | 2                             | 1                                     | 1  | --   | --                             | 1                      | --                                    |
| General freight trucking, long-distance, truckload                     | 2                             | 1                                     | 1  | --   | --                             | 1                      | --                                    |
| Specialized freight trucking   | 5                             | 4                                     | --   | --   | --                             | --                     | --                                    |
| Specialized freight (except used goods) trucking, long-distance        | 3                             | --                                    | --   | --   | --                             | --                     | --                                    |
| Support activities for transportation                                  | 1                             | 1                                     | --   | --   | --                             | --                     | --                                    |
| Support activities for water transportation                            | 1                             | 1                                     | --   | --   | --                             | --                     | --                                    |
| Marine cargo handling  | 1                             | 1                                     | --   | --   | --                             | --                     | --                                    |
| Couriers and messengers  | 1                             | 1                                     | 1  | --   | --                             | --                     | --                                    |
| Couriers   | 1                             | 1                                     | 1  | --   | --                             | --                     | --                                    |
| Couriers   | 1                             | 1                                     | 1  | --   | --                             | --                     | --                                    |
| <b>Financial activities</b>  | 6                             | --                                    | --   | --   | --                             | --                     | --                                    |
| <b>Finance and insurance</b>   | --                            | --                                    | --   | --   | --                             | --                     | --                                    |
| Credit intermediation and related activities                           | --                            | --                                    | --   | --   | --                             | --                     | --                                    |
| Nondepository credit intermediation                                    | 1                             | --                                    | --   | --   | --                             | --                     | --                                    |
| Other nondepository credit intermediation                              | 1                             | --                                    | --   | --   | --                             | --                     | --                                    |
| <b>Real estate and rental and leasing</b>                              | 3                             | --                                    | --   | --   | --                             | --                     | --                                    |
| <b>Professional and business services</b>                              | 8                             | --                                    | --   | --   | --                             | --                     | --                                    |
| <b>Administrative and waste services</b>                               | 8                             | --                                    | --   | --   | --                             | --                     | --                                    |
| Administrative and support services                                    | 8                             | --                                    | --   | --   | --                             | --                     | --                                    |
| Services to buildings and dwellings                                    | 5                             | --                                    | --   | --   | --                             | --                     | --                                    |
| Landscaping services   | 5                             | --                                    | --   | --   | --                             | --                     | --                                    |
| <b>Educational and health services</b>                                 | 3                             | --                                    | --   | --   | --                             | --                     | --                                    |
| <b>Health care and social assistance</b>                               | 3                             | --                                    | --   | --   | --                             | --                     | --                                    |
| <b>Leisure and hospitality</b>   | --                            | --                                    | --   | --   | --                             | --                     | --                                    |
| <b>Arts, entertainment, and recreation</b>                             | 1                             | --                                    | --   | --   | --                             | --                     | --                                    |
| Amusement, gambling, and recreation industries                         | 1                             | --                                    | --   | --   | --                             | --                     | --                                    |
| Other amusement and recreation industries                              | 1                             | --                                    | --   | --   | --                             | --                     | --                                    |
| Fitness and recreational sports centers                                | 1                             | --                                    | --   | --   | --                             | --                     | --                                    |
| <b>Other services, except public administration</b>                    | 3                             | --                                    | --   | --   | --                             | --                     | --                                    |
| <b>Other services, except public administration</b>                    | 3                             | --                                    | --   | --   | --                             | --                     | --                                    |
| Religious, grantmaking, civic, professional, and similar organizations | --                            | 1                                     | --   | --   | --                             | --                     | --                                    |

**TABLE A-2. Fatal occupational injuries resulting from transportation incidents and homicides, Washington, 2016**

| Industry <sup>1</sup>                        | Total fatal injuries (number) | Transportation incidents <sup>2</sup> |  |  |                                | Homicides <sup>2</sup> |                                       |
|--|-------------------------------|---------------------------------------|--|--|--------------------------------|------------------------|---------------------------------------|
|  |                               | Total                                 | Roadway incidents involving motorized land vehicle | Nonroadway incidents involving motorized land vehicles | Pedestrian vehicular incidents | Total                  | Shooting by other person--intentional |
| Civic and social organizations               | 1                             | 1                                     | --   | --   | --                             | --                     | --                                    |
| Civic and social organizations               | 1                             | 1                                     | --   | --   | --                             | --                     | --                                    |
| <b>Government<sup>4</sup></b>                | 5                             | --                                    | --   | --   | --                             | 1                      | 1                                     |
| <b>Local government</b>                      | 3                             | --                                    | --   | --   | --                             | 1                      | 1                                     |
| <b>Service providing</b>                     | --                            | --                                    | --   | --   | --                             | 1                      | 1                                     |
| <b>Public administration</b>                 | 1                             | --                                    | --   | --   | --                             | 1                      | 1                                     |
| <b>Public administration</b>                 | 1                             | --                                    | --   | --   | --                             | 1                      | 1                                     |
| Justice, public order, and safety activities | 1                             | --                                    | --   | --   | --                             | 1                      | 1                                     |
| Justice, public order, and safety activities | 1                             | --                                    | --   | --   | --                             | 1                      | 1                                     |
| Police protection                            | 1                             | --                                    | --   | --   | --                             | 1                      | 1                                     |

<sup>1</sup> CFOI has used several versions of the North American Industry Classification System (NAICS) since 2003 to define industry. For more information on the version of NAICS used in this year, see our definitions page at <http://www.bls.gov/iif/oshcdef.htm>.

<sup>2</sup> Based on the BLS Occupational Injury and Illness Classification System (OIICS) 2.01 implemented for 2011 data forward.

<sup>3</sup> Includes fatal injuries at all establishments categorized as Mining (Sector 21) in the North American Industry Classification System, including establishments not governed by the Mine Safety and Health Administration (MSHA) rules and reporting, such as those in Oil and Gas Extraction.

<sup>4</sup> Includes fatal injuries to workers employed by governmental organizations regardless of industry.

Note: Data for all years are revised and final. Totals for major categories may include subcategories not shown separately. Dashes indicate no data reported or data that do not meet publication criteria. CFOI fatal injury counts exclude illness-related deaths unless precipitated by an injury event.

Source: U.S. Department of Labor, Bureau of Labor Statistics, in cooperation with state, New York City, District of Columbia, and federal agencies, Census of Fatal Occupational Injuries, December 19, 2017

TABLE A-3. Fatal occupational injuries to private sector wage and salary workers, government workers, and self-employed workers by industry, Washington, 2016

| Industry <sup>1</sup>                                    | Fatal injuries |         | Private sector wage and salary workers <sup>2</sup> |         | Government workers <sup>3</sup> |         | Self-employed workers <sup>4</sup> |         |
|--|----------------|---------|---|---------|---------------------------------|---------|------------------------------------|---------|
|  | Number         | Percent | Number  | Percent | Number                          | Percent | Number                             | Percent |
| <b>Total</b>   | 78             | 100.0   | 54  | 100.0   | 5                               | 100.0   | 19                                 | 100.0   |
| <b>Goods producing</b>                                   | 36             | 46.2    | 25  | 46.3    | --                              | --      | 9                                  | 47.4    |
| <b>Natural resources and mining</b>                      | 16             | 20.5    | 10  | 18.5    | --                              | --      | 6                                  | 31.6    |
| <b>Agriculture, forestry, fishing and hunting</b>        | 15             | 19.2    | 9   | 16.7    | --                              | --      | 6                                  | 31.6    |
| Crop production  | 7              | 9.0     | 5   | 9.3     | --                              | --      | --                                 | --      |
| Fruit and tree nut farming                               | 3              | 3.8     | --  | --      | --                              | --      | --                                 | --      |
| Noncitrus fruit and tree nut farming                     | 3              | 3.8     | --  | --      | --                              | --      | --                                 | --      |
| Forestry and logging                                     | 5              | 6.4     | 3   | 5.6     | --                              | --      | --                                 | --      |
| Logging  | 5              | 6.4     | 3   | 5.6     | --                              | --      | --                                 | --      |
| Logging  | 5              | 6.4     | 3   | 5.6     | --                              | --      | --                                 | --      |
| <b>Construction</b>                                      | 16             | 20.5    | 12  | 22.2    | --                              | --      | --                                 | --      |
| <b>Construction</b>                                      | 16             | 20.5    | 12  | 22.2    | --                              | --      | --                                 | --      |
| Construction of buildings                                | 3              | 3.8     | 3   | 5.6     | --                              | --      | --                                 | --      |
| Heavy and civil engineering construction                 | 5              | 6.4     | 4   | 7.4     | --                              | --      | --                                 | --      |
| Utility system construction                              | 3              | 3.8     | 3   | 5.6     | --                              | --      | --                                 | --      |
| Specialty trade contractors                              | 7              | 9.0     | 5   | 9.3     | --                              | --      | --                                 | --      |
| Foundation, structure, and building exterior contractors | 3              | 3.8     | --  | --      | --                              | --      | --                                 | --      |
| Building finishing contractors                           | 1              | 1.3     | --  | --      | --                              | --      | 1                                  | 5.3     |
| Painting and wall covering contractors                   | 1              | 1.3     | --  | --      | --                              | --      | 1                                  | 5.3     |
| <b>Manufacturing</b>                                     | 4              | 5.1     | 3   | 5.6     | --                              | --      | --                                 | --      |
| <b>Manufacturing</b>                                     | 4              | 5.1     | 3   | 5.6     | --                              | --      | --                                 | --      |
| Food manufacturing                                       | 1              | 1.3     | 1   | 1.9     | --                              | --      | --                                 | --      |
| Seafood product preparation and packaging                | 1              | 1.3     | 1   | 1.9     | --                              | --      | --                                 | --      |
| Seafood product preparation and packaging                | 1              | 1.3     | 1   | 1.9     | --                              | --      | --                                 | --      |
| <b>Service providing</b>                                 | 42             | 53.8    | 29  | 53.7    | 3                               | 60.0    | 10                                 | 52.6    |
| <b>Trade, transportation, and utilities</b>              | 17             | 21.8    | 13  | 24.1    | --                              | --      | 3                                  | 15.8    |
| <b>Retail trade</b>                                      | 6              | 7.7     | 6   | 11.1    | --                              | --      | --                                 | --      |
| General merchandise stores                               | 3              | 3.8     | 3   | 5.6     | --                              | --      | --                                 | --      |
| <b>Transportation and warehousing</b>                    | 10             | 12.8    | 7   | 13.0    | --                              | --      | 3                                  | 15.8    |
| Truck transportation                                     | 8              | 10.3    | 6   | 11.1    | --                              | --      | --                                 | --      |
| General freight trucking                                 | 3              | 3.8     | --  | --      | --                              | --      | 1                                  | 5.3     |
| General freight trucking, long-distance                  | 2              | 2.6     | 1   | 1.9     | --                              | --      | 1                                  | 5.3     |



TABLE A-3. Fatal occupational injuries to private sector wage and salary workers, government workers, and self-employed workers by industry, Washington, 2016

| Industry <sup>1</sup>  | Fatal injuries |         | Private sector wage and salary workers <sup>2</sup> |         | Government workers <sup>3</sup> |         | Self-employed workers <sup>4</sup> |         |
|--|----------------|---------|---|---------|---------------------------------|---------|------------------------------------|---------|
|  | Number         | Percent | Number  | Percent | Number                          | Percent | Number                             | Percent |
| General freight trucking, long-distance, truckload                     | 2              | 2.6     | 1   | 1.9     | --                              | --      | 1                                  | 5.3     |
| Specialized freight trucking   | 5              | 6.4     | 4   | 7.4     | --                              | --      | --                                 | --      |
| Specialized freight (except used goods) trucking, long-distance        | 3              | 3.8     | --  | --      | --                              | --      | --                                 | --      |
| Support activities for transportation                                  | 1              | 1.3     | 1   | 1.9     | --                              | --      | --                                 | --      |
| Support activities for water transportation                            | 1              | 1.3     | 1   | 1.9     | --                              | --      | --                                 | --      |
| Marine cargo handling  | 1              | 1.3     | 1   | 1.9     | --                              | --      | --                                 | --      |
| Couriers and messengers  | 1              | 1.3     | --  | --      | --                              | --      | 1                                  | 5.3     |
| Couriers   | 1              | 1.3     | --  | --      | --                              | --      | 1                                  | 5.3     |
| Couriers   | 1              | 1.3     | --  | --      | --                              | --      | 1                                  | 5.3     |
| <b>Financial activities</b>  | 6              | 7.7     | 5   | 9.3     | --                              | --      | 1                                  | 5.3     |
| <b>Finance and insurance</b>   | --             | --      | --  | --      | --                              | --      | 1                                  | 5.3     |
| Credit intermediation and related activities                           | --             | --      | --  | --      | --                              | --      | 1                                  | 5.3     |
| Nondepository credit intermediation                                    | 1              | 1.3     | --  | --      | --                              | --      | 1                                  | 5.3     |
| Other nondepository credit intermediation                              | 1              | 1.3     | --  | --      | --                              | --      | 1                                  | 5.3     |
| <b>Real estate and rental and leasing</b>                              | 3              | 3.8     | 3   | 5.6     | --                              | --      | --                                 | --      |
| <b>Professional and business services</b>                              | 8              | 10.3    | 4   | 7.4     | --                              | --      | 4                                  | 21.1    |
| <b>Administrative and waste services</b>                               | 8              | 10.3    | 4   | 7.4     | --                              | --      | 4                                  | 21.1    |
| Administrative and support services                                    | 8              | 10.3    | 4   | 7.4     | --                              | --      | 4                                  | 21.1    |
| Services to buildings and dwellings                                    | 5              | 6.4     | --  | --      | --                              | --      | 4                                  | 21.1    |
| Landscaping services   | 5              | 6.4     | --  | --      | --                              | --      | 4                                  | 21.1    |
| <b>Educational and health services</b>                                 | 4              | 5.1     | --  | --      | --                              | --      | --                                 | --      |
| <b>Health care and social assistance</b>                               | 3              | 3.8     | --  | --      | --                              | --      | --                                 | --      |
| <b>Leisure and hospitality</b>   | --             | --      | 1   | 1.9     | --                              | --      | --                                 | --      |
| <b>Arts, entertainment, and recreation</b>                             | 1              | 1.3     | 1   | 1.9     | --                              | --      | --                                 | --      |
| Amusement, gambling, and recreation industries                         | 1              | 1.3     | 1   | 1.9     | --                              | --      | --                                 | --      |
| Other amusement and recreation industries                              | 1              | 1.3     | 1   | 1.9     | --                              | --      | --                                 | --      |
| Fitness and recreational sports centers                                | 1              | 1.3     | 1   | 1.9     | --                              | --      | --                                 | --      |
| <b>Other services, except public administration</b>                    | 3              | 3.8     | 3   | 5.6     | --                              | --      | --                                 | --      |
| <b>Other services, except public administration</b>                    | 3              | 3.8     | 3   | 5.6     | --                              | --      | --                                 | --      |
| Religious, grantmaking, civic, professional, and similar organizations | --             | --      | --  | --      | --                              | --      | --                                 | --      |

TABLE A-3. Fatal occupational injuries to private sector wage and salary workers, government workers, and self-employed workers by industry, Washington, 2016

| Industry <sup>1</sup>                        | Fatal injuries |         | Private sector wage and salary workers <sup>2</sup> |         | Government workers <sup>3</sup> |         | Self-employed workers <sup>4</sup> |         |
|--|----------------|---------|---|---------|---------------------------------|---------|------------------------------------|---------|
|  | Number         | Percent | Number  | Percent | Number                          | Percent | Number                             | Percent |
| Civic and social organizations               | 1              | 1.3     | 1   | 1.9     | --                              | --      | --                                 | --      |
| Civic and social organizations               | 1              | 1.3     | 1   | 1.9     | --                              | --      | --                                 | --      |
| <b>Public administration</b>                 | 1              | 1.3     | --  | --      | 1                               | 20.0    | --                                 | --      |
| <b>Public administration</b>                 | 1              | 1.3     | --  | --      | 1                               | 20.0    | --                                 | --      |
| Justice, public order, and safety activities | 1              | 1.3     | --  | --      | 1                               | 20.0    | --                                 | --      |
| Justice, public order, and safety activities | 1              | 1.3     | --  | --      | 1                               | 20.0    | --                                 | --      |
| Police protection                            | 1              | 1.3     | --  | --      | 1                               | 20.0    | --                                 | --      |

<sup>1</sup> CFOI has used several versions of the North American Industry Classification System (NAICS) since 2003 to define industry. For more information on the version of NAICS used in this year, see our definitions page at <http://www.bls.gov/iif/oshcdef.htm>.

<sup>2</sup> May include volunteers and workers receiving other types of compensation.

<sup>3</sup> Includes fatal injuries to workers employed by governmental organizations regardless of industry.

<sup>4</sup> Includes self-employed workers, owners of unincorporated businesses and farms, paid and unpaid family workers, and may include some owners of incorporated businesses or members of partnerships.

<sup>5</sup> Includes fatal injuries at all establishments categorized as Mining (Sector 21) in the North American Industry Classification System, including establishments not governed by the Mine Safety and Health Administration (MSHA) rules and reporting, such as those in Oil and Gas Extraction.

Note: Data for all years are revised and final. Totals for major categories may include subcategories not shown separately. Dashes indicate no data reported or data that do not meet publication criteria. CFOI fatal injury counts exclude illness-related deaths unless precipitated by an injury event.

Source: U.S. Department of Labor, Bureau of Labor Statistics, in cooperation with state, New York City, District of Columbia, and federal agencies, Census of Fatal Occupational Injuries, December 19, 2017

**TABLE A-4. Fatal occupational injuries by primary and secondary source of injury for all fatal injuries and by major private industry <sup>1</sup> sector, Washington, 2016**

| Primary source and secondary source <sup>2</sup>                     | Total fatal injuries (number) | Goods producing       |   |              |               | Service providing       |                                     |             |                      |                                    |                                 |                         |                |
|--|-------------------------------|-----------------------|---|--------------|---------------|-------------------------|-------------------------------------|-------------|----------------------|------------------------------------|---------------------------------|-------------------------|----------------|
|  |                               | Total goods producing | Natural resources and mining <sup>3</sup> | Construction | Manufacturing | Total service providing | Trade, transportation and utilities | Information | Financial activities | Professional and business services | Educational and health services | Leisure and hospitality | Other services |
| Total  | 78                            | 34                    | 16  | 14           | 4             | 39                      | 16                                  | --          | 6                    | 8                                  | 3                               | --                      | 3              |
| <b>Primary Source<sup>4</sup></b>                                    |                               |                       |   |              |               |                         |                                     |             |                      |                                    |                                 |                         |                |
| <b>Machinery</b>   | 7                             | 5                     | 3   | --           | --            | --                      | --                                  | --          | --                   | --                                 | --                              | --                      | --             |
| Construction, logging, and mining machinery                          | 4                             | 3                     | --  | --           | --            | --                      | --                                  | --          | --                   | --                                 | --                              | --                      | --             |
| Material and personnel handling machinery                            | 3                             | --                    | --  | --           | --            | --                      | --                                  | --          | --                   | --                                 | --                              | --                      | --             |
| <b>Persons, plants, animals, and minerals</b>                        | 20                            | 5                     | 4   | --           | --            | 14                      | 4                                   | --          | 4                    | --                                 | 3                               | 1                       | --             |
| Person--injured or ill worker  | 5                             | --                    | --  | --           | --            | 4                       | --                                  | --          | --                   | 1                                  | --                              | 1                       | --             |
| Person--other than injured or ill worker                             | 9                             | --                    | --  | --           | --            | 7                       | 3                                   | --          | --                   | --                                 | --                              | --                      | --             |
| Assailant, suspect, inmate   | --                            | --                    | --  | --           | --            | --                      | --                                  | --          | --                   | --                                 | --                              | --                      | --             |
| Suspect not yet apprehended  | 1                             | --                    | --  | --           | --            | --                      | --                                  | --          | --                   | --                                 | --                              | --                      | --             |
| Plants, trees, vegetation—not processed                              | 3                             | --                    | --  | --           | --            | --                      | --                                  | --          | --                   | --                                 | --                              | --                      | --             |
| Trees, logs, limbs   | 3                             | --                    | --  | --           | --            | --                      | --                                  | --          | --                   | --                                 | --                              | --                      | --             |
| Trees  | 3                             | --                    | --  | --           | --            | --                      | --                                  | --          | --                   | --                                 | --                              | --                      | --             |
| <b>Structures and surfaces</b>                                       | 12                            | 6                     | --  | 6            | --            | 4                       | --                                  | --          | 1                    | --                                 | --                              | --                      | --             |
| Other structural elements  | 3                             | 3                     | --  | 3            | --            | --                      | --                                  | --          | --                   | --                                 | --                              | --                      | --             |
| Roofs  | 3                             | 3                     | --  | 3            | --            | --                      | --                                  | --          | --                   | --                                 | --                              | --                      | --             |
| Floors, walkways, ground surfaces                                    | 5                             | --                    | --  | --           | --            | --                      | --                                  | --          | 1                    | --                                 | --                              | --                      | --             |
| Stairs, steps, escalators  | --                            | --                    | --  | --           | --            | 1                       | --                                  | --          | 1                    | --                                 | --                              | --                      | --             |
| Stairs, steps--indoors   | --                            | --                    | --  | --           | --            | 1                       | --                                  | --          | 1                    | --                                 | --                              | --                      | --             |
| <b>Tools, instruments, and equipment</b>                             | 9                             | 4                     | --  | 3            | --            | 4                       | --                                  | --          | --                   | 1                                  | --                              | --                      | --             |
| Ladders  | 8                             | 4                     | --  | 3            | --            | 4                       | --                                  | --          | --                   | 1                                  | --                              | --                      | --             |
| Movable--ladders   | 8                             | 4                     | --  | 3            | --            | 4                       | --                                  | --          | --                   | 1                                  | --                              | --                      | --             |
| Extension ladders  | 4                             | 3                     | --  | 3            | --            | --                      | --                                  | --          | --                   | --                                 | --                              | --                      | --             |
| <b>Vehicles</b>  | 28                            | 12                    | 8   | --           | --            | 15                      | 10                                  | --          | --                   | --                                 | --                              | --                      | 3              |
| Water vehicle  | 3                             | 1                     | --  | --           | 1             | 2                       | 1                                   | --          | --                   | --                                 | --                              | --                      | 1              |
| Commercial fishing vessel  | 1                             | 1                     | --  | --           | 1             | --                      | --                                  | --          | --                   | --                                 | --                              | --                      | --             |
| Cargo ship, freighter, passenger liner, ship, excluding sail-powered | 1                             | --                    | --  | --           | --            | 1                       | 1                                   | --          | --                   | --                                 | --                              | --                      | --             |
| Rowboat, kayak, canoe  | 1                             | --                    | --  | --           | --            | 1                       | --                                  | --          | --                   | --                                 | --                              | --                      | 1              |
| Highway vehicles, motorized  | 20                            | 7                     | 4   | --           | --            | 12                      | 9                                   | --          | --                   | --                                 | --                              | --                      | --             |
| Trucks--motorized freight hauling and utility                        | 17                            | 5                     | 3   | --           | --            | 12                      | 9                                   | --          | --                   | --                                 | --                              | --                      | --             |
| Semi, tractor-trailer, tanker truck                                  | 10                            | 3                     | --  | --           | --            | 7                       | 6                                   | --          | --                   | --                                 | --                              | --                      | --             |
| Delivery truck or van  | 6                             | --                    | --  | --           | --            | 5                       | 3                                   | --          | --                   | --                                 | --                              | --                      | --             |
| Multi-purpose highway vehicles                                       | 3                             | --                    | --  | --           | --            | --                      | --                                  | --          | --                   | --                                 | --                              | --                      | --             |
| Off-road or industrial vehicles--powered                             | 5                             | 4                     | 4   | --           | --            | --                      | --                                  | --          | --                   | --                                 | --                              | --                      | --             |
| Tractors, PTOs   | 4                             | 3                     | 3   | --           | --            | --                      | --                                  | --          | --                   | --                                 | --                              | --                      | --             |
| Farm tractor   | 3                             | 3                     | 3   | --           | --            | --                      | --                                  | --          | --                   | --                                 | --                              | --                      | --             |

**TABLE A-4. Fatal occupational injuries by primary and secondary source of injury for all fatal injuries and by major private industry <sup>1</sup> sector, Washington, 2016**

| Primary source and secondary source <sup>2</sup>            | Total fatal injuries (number) | Goods producing       |   |              |               | Service providing       |                                     |             |                      |                                    |                                 |                         |                |
|---|-------------------------------|-----------------------|---|--------------|---------------|-------------------------|-------------------------------------|-------------|----------------------|------------------------------------|---------------------------------|-------------------------|----------------|
|   |                               | Total goods producing | Natural resources and mining <sup>3</sup> | Construction | Manufacturing | Total service providing | Trade, transportation and utilities | Information | Financial activities | Professional and business services | Educational and health services | Leisure and hospitality | Other services |
| <b>Secondary Source<sup>5</sup></b>                         |                               |                       |   |              |               |                         |                                     |             |                      |                                    |                                 |                         |                |
| <b>Chemicals and chemical products</b>                      | --                            | --                    | --  | --           | --            | --                      | --                                  | --          | --                   | 1                                  | --                              | --                      | --             |
| Other chemicals   | 1                             | --                    | --  | --           | --            | 1                       | --                                  | --          | --                   | 1                                  | --                              | --                      | --             |
| Oxygen and oxygen compounds                                 | 1                             | --                    | --  | --           | --            | 1                       | --                                  | --          | --                   | 1                                  | --                              | --                      | --             |
| Carbon monoxide   | 1                             | --                    | --  | --           | --            | 1                       | --                                  | --          | --                   | 1                                  | --                              | --                      | --             |
| <b>Parts and materials</b>                                  | 4                             | --                    | --  | --           | 1             | --                      | --                                  | --          | --                   | --                                 | --                              | 1                       | --             |
| Fasteners, connectors, ropes, ties                          | 3                             | --                    | --  | --           | --            | --                      | --                                  | --          | --                   | --                                 | --                              | 1                       | --             |
| Ropes, ties, chains   | 3                             | --                    | --  | --           | --            | --                      | --                                  | --          | --                   | --                                 | --                              | 1                       | --             |
| Machine, tool, and electric parts                           | 1                             | 1                     | --  | --           | 1             | --                      | --                                  | --          | --                   | --                                 | --                              | --                      | --             |
| Electric parts  | 1                             | 1                     | --  | --           | 1             | --                      | --                                  | --          | --                   | --                                 | --                              | --                      | --             |
| Switchboards, switches, fuses                               | 1                             | 1                     | --  | --           | 1             | --                      | --                                  | --          | --                   | --                                 | --                              | --                      | --             |
| <b>Persons, plants, animals, and minerals</b>               | 9                             | 3                     | 3   | --           | --            | 5                       | --                                  | --          | --                   | 3                                  | --                              | --                      | --             |
| Plants, trees, vegetation--not processed                    | 6                             | --                    | --  | --           | --            | 3                       | --                                  | --          | --                   | 1                                  | --                              | --                      | --             |
| Trees, logs, limbs  | 6                             | --                    | --  | --           | --            | 3                       | --                                  | --          | --                   | 1                                  | --                              | --                      | --             |
| Trees   | 4                             | --                    | --  | --           | --            | --                      | --                                  | --          | --                   | --                                 | --                              | --                      | --             |
| Limbs, branches--unattached                                 | 1                             | --                    | --  | --           | --            | 1                       | --                                  | --          | --                   | 1                                  | --                              | --                      | --             |
| <b>Structures and surfaces</b>                              | 6                             | --                    | --  | --           | --            | 4                       | 3                                   | --          | --                   | --                                 | --                              | --                      | --             |
| Structures other than buildings                             | 3                             | --                    | --  | --           | --            | --                      | --                                  | --          | --                   | --                                 | --                              | --                      | --             |
| Other structures  | 3                             | --                    | --  | --           | --            | --                      | --                                  | --          | --                   | --                                 | --                              | --                      | --             |
| Guardrails, road dividers                                   | 3                             | --                    | --  | --           | --            | --                      | --                                  | --          | --                   | --                                 | --                              | --                      | --             |
| <b>Tools, instruments, and equipment</b>                    | 9                             | --                    | --  | --           | --            | 7                       | 3                                   | --          | --                   | --                                 | --                              | --                      | --             |
| Firearms, law enforcement, and other self-defense equipment | 7                             | --                    | --  | --           | --            | 5                       | --                                  | --          | --                   | --                                 | --                              | --                      | --             |
| Firearms  | 7                             | --                    | --  | --           | --            | 5                       | --                                  | --          | --                   | --                                 | --                              | --                      | --             |
| Pistol, handgun, revolver                                   | 4                             | --                    | --  | --           | --            | --                      | --                                  | --          | --                   | --                                 | --                              | --                      | --             |
| <b>Vehicles</b>   | 7                             | 7                     | 4   | --           | --            | --                      | --                                  | --          | --                   | --                                 | --                              | --                      | --             |
| Highway vehicles, motorized                                 | 5                             | 5                     | --  | --           | --            | --                      | --                                  | --          | --                   | --                                 | --                              | --                      | --             |
| Trucks--motorized freight hauling and utility               | 4                             | 4                     | --  | --           | --            | --                      | --                                  | --          | --                   | --                                 | --                              | --                      | --             |
| <b>Other sources</b>  | 5                             | 3                     | --  | --           | --            | --                      | --                                  | --          | --                   | --                                 | --                              | --                      | --             |
| Environmental and elemental conditions                      | 4                             | 3                     | --  | --           | --            | --                      | --                                  | --          | --                   | --                                 | --                              | --                      | --             |
| Weather and atmospheric conditions                          | 4                             | 3                     | --  | --           | --            | --                      | --                                  | --          | --                   | --                                 | --                              | --                      | --             |
| Rain  | 3                             | --                    | --  | --           | --            | --                      | --                                  | --          | --                   | --                                 | --                              | --                      | --             |

<sup>1</sup> CFOI has used several versions of the North American Industry Classification System (NAICS) since 2003 to define industry. For more information on the version of NAICS used in this year, see our definitions page at <http://www.bls.gov/iif/oshcdef.htm>.

<sup>2</sup> Based on the BLS Occupational Injury and Illness Classification System (OIICS) 2.01 implemented for 2011 data forward.

<sup>3</sup> Includes fatal injuries at all establishments categorized as Mining (Sector 21) in the North American Industry Classification System, including establishments not governed by the Mine Safety and Health Administration (MSHA) rules and reporting, such as those in Oil and Gas Extraction.

<sup>4</sup> The primary source of a fatal occupational injury is the object, substance, person, bodily motion, or exposure which most directly led to, produced, or inflicted the injury or illness.

<sup>5</sup> The secondary source of a fatal occupational injury is the object, substance, person, or exposure, other than the source, if any, which most actively generated the source or contributed to the injury or illness.

Note: Data for all years are revised and final. Totals for major categories may include subcategories not shown separately. Dashes indicate no data reported or data that do not meet publication criteria. N.e.c. means "not elsewhere classified." CFOI fatal injury counts exclude illness-related deaths unless precipitated by an injury event.

Source: U.S. Department of Labor, Bureau of Labor Statistics, in cooperation with state, New York City, District of Columbia, and federal agencies, Census of Fatal Occupational Injuries, December 19, 2017

TABLE A-5. Fatal occupational injuries by occupation and event or exposure, Washington, 2016

| Occupation <sup>1</sup>   | Total fatal injuries (number) | Event or exposure <sup>2</sup>                                 |                                       |                      |                     |  |                                    |
|---|-------------------------------|--|---------------------------------------|----------------------|---------------------|--|------------------------------------|
|   |                               | Violence and other injuries by persons or animals <sup>3</sup> | Transportation incidents <sup>4</sup> | Fires and explosions | Falls, slips, trips | Exposure to harmful substances or environments | Contact with objects and equipment |
| Total   | 78                            | 13   | 27                                    | --                   | 24                  | 3  | 8                                  |
| <b>Management occupations</b>   | 4                             | --   | --                                    | --                   | --                  | --   | 1                                  |
| Other management occupations  | 3                             | --   | --                                    | --                   | --                  | --   | 1                                  |
| Farmers, ranchers, and other agricultural managers                        | --                            | --   | --                                    | --                   | --                  | --   | 1                                  |
| <b>Healthcare practitioners and technical occupations</b>                 | 3                             | --   | --                                    | --                   | --                  | --   | --                                 |
| <b>Protective service occupations</b>                                     | 4                             | --   | --                                    | --                   | --                  | --   | --                                 |
| Law enforcement workers   | 1                             | 1  | --                                    | --                   | --                  | --   | --                                 |
| Police officers   | 1                             | 1  | --                                    | --                   | --                  | --   | --                                 |
| Police and sheriff's patrol officers                                      | 1                             | 1  | --                                    | --                   | --                  | --   | --                                 |
| Other protective service workers  | 3                             | --   | --                                    | --                   | --                  | --   | --                                 |
| Miscellaneous protective service workers                                  | --                            | --   | --                                    | --                   | --                  | --   | --                                 |
| Lifeguards, ski patrol, and other recreational protective service workers | 1                             | --   | --                                    | --                   | --                  | --   | --                                 |
| <b>Building and grounds cleaning and maintenance occupations</b>          | 5                             | --   | --                                    | --                   | 3                   | --   | --                                 |
| Grounds maintenance workers   | 4                             | --   | --                                    | --                   | --                  | --   | --                                 |
| Grounds maintenance workers   | 4                             | --   | --                                    | --                   | --                  | --   | --                                 |
| Landscaping and groundskeeping workers                                    | 3                             | --   | --                                    | --                   | --                  | --   | --                                 |
| <b>Personal care and service occupations</b>                              | 1                             | --   | 1                                     | --                   | --                  | --   | --                                 |
| Other personal care and service workers                                   | 1                             | --   | 1                                     | --                   | --                  | --   | --                                 |
| Recreation and fitness workers  | 1                             | --   | 1                                     | --                   | --                  | --   | --                                 |
| Recreation workers  | 1                             | --   | 1                                     | --                   | --                  | --   | --                                 |
| <b>Sales and related occupations</b>                                      | 6                             | --   | --                                    | --                   | 3                   | --   | --                                 |
| Supervisors of sales workers  | 1                             | --   | --                                    | --                   | --                  | --   | --                                 |
| First-line supervisors of sales workers                                   | 1                             | --   | --                                    | --                   | --                  | --   | --                                 |
| First-line supervisors of retail sales workers                            | 1                             | --   | --                                    | --                   | --                  | --   | --                                 |
| Retail sales workers  | 4                             | --   | --                                    | --                   | --                  | --   | --                                 |
| <b>Office and administrative support occupations</b>                      | --                            | --   | 1                                     | --                   | --                  | --   | --                                 |
| Material recording, scheduling, dispatching, and distributing workers     | 1                             | --   | 1                                     | --                   | --                  | --   | --                                 |
| Couriers and messengers   | 1                             | --   | 1                                     | --                   | --                  | --   | --                                 |
| Couriers and messengers   | 1                             | --   | 1                                     | --                   | --                  | --   | --                                 |
| <b>Farming, fishing, and forestry occupations</b>                         | 10                            | --   | 6                                     | --                   | --                  | --   | --                                 |
| Agricultural workers  | 4                             | --   | 4                                     | --                   | --                  | --   | --                                 |
| Miscellaneous agricultural workers  | 4                             | --   | 4                                     | --                   | --                  | --   | --                                 |
| Farmworkers and laborers, crop, nursery, and greenhouse                   | 3                             | --   | 3                                     | --                   | --                  | --   | --                                 |
| Forest, conservation, and logging workers                                 | 5                             | --   | --                                    | --                   | --                  | --   | --                                 |
| Logging workers   | 5                             | --   | --                                    | --                   | --                  | --   | --                                 |
| Fallers   | 3                             | --   | --                                    | --                   | --                  | --   | --                                 |

**TABLE A-5. Fatal occupational injuries by occupation and event or exposure, Washington, 2016**

| Occupation <sup>1</sup>  | Total fatal injuries (number) | Event or exposure <sup>2</sup>                                 |                                       |                      |                     |  |                                    |
|--|-------------------------------|--|---------------------------------------|----------------------|---------------------|--|------------------------------------|
|  |                               | Violence and other injuries by persons or animals <sup>3</sup> | Transportation incidents <sup>4</sup> | Fires and explosions | Falls, slips, trips | Exposure to harmful substances or environments | Contact with objects and equipment |
| <b>Construction and extraction occupations</b>                       | 14                            | --   | --                                    | --                   | 8                   | --   | 3                                  |
| Supervisors of construction and extraction workers                   | 3                             | --   | --                                    | --                   | --                  | --   | --                                 |
| First-line supervisors of construction trades and extraction workers | 3                             | --   | --                                    | --                   | --                  | --   | --                                 |
| First-line supervisors of construction trades and extraction workers | 3                             | --   | --                                    | --                   | --                  | --   | --                                 |
| Construction trades workers  | 9                             | --   | --                                    | --                   | 7                   | --   | --                                 |
| Painters and paperhangers  | 1                             | --   | --                                    | --                   | --                  | --   | --                                 |
| Painters, construction and maintenance                               | 1                             | --   | --                                    | --                   | --                  | --   | --                                 |
| <b>Installation, maintenance, and repair occupations</b>             | 7                             | --   | --                                    | --                   | 3                   | --   | --                                 |
| Other installation, maintenance, and repair occupations              | 6                             | --   | --                                    | --                   | 3                   | --   | --                                 |
| Maintenance and repair workers, general                              | 3                             | --   | --                                    | --                   | --                  | --   | --                                 |
| Maintenance and repair workers, general                              | 3                             | --   | --                                    | --                   | --                  | --   | --                                 |
| <b>Transportation and material moving occupations</b>                | 18                            | --   | 12                                    | --                   | 3                   | --   | --                                 |
| Motor vehicle operators  | 13                            | --   | 9                                     | --                   | --                  | --   | --                                 |
| Driver/sales workers and truck drivers                               | 13                            | --   | 9                                     | --                   | --                  | --   | --                                 |
| Heavy and tractor-trailer truck drivers                              | 11                            | --   | 8                                     | --                   | --                  | --   | --                                 |
| Water transportation workers   | 1                             | --   | 1                                     | --                   | --                  | --   | --                                 |
| Sailors and marine oilers  | 1                             | --   | 1                                     | --                   | --                  | --   | --                                 |
| Sailors and marine oilers  | 1                             | --   | 1                                     | --                   | --                  | --   | --                                 |
| Material moving workers  | 3                             | --   | --                                    | --                   | --                  | --   | --                                 |

<sup>1</sup> CFOI has used several versions of the Standard Occupation Classification (SOC) system since 2003 to define occupation. For more information on the version of SOC used in this year, see our definitions page at <http://www.bls.gov/iif/oshcdef.htm>.

<sup>2</sup> Based on the BLS Occupational Injury and Illness Classification System (OIICS) 2.01 implemented for 2011 data forward.

<sup>3</sup> Includes violence by persons, self-inflicted injury, and attacks by animals.

<sup>4</sup> Includes roadway, nonroadway, air, water, rail fatal occupational injuries, and fatal occupational injuries resulting from being struck by a vehicle.

<sup>5</sup> Includes fatal injuries to persons identified as resident armed forces regardless of individual occupation listed.

Note: Data for all years are revised and final. Totals for major categories may include subcategories not shown separately. Dashes indicate no data reported or data that do not meet publication criteria. CFOI fatal injury counts exclude illness-related deaths unless precipitated by an injury event.

Source: U.S. Department of Labor, Bureau of Labor Statistics, in cooperation with state, New York City, District of Columbia, and federal agencies, Census of Fatal Occupational Injuries, December 19, 2017

TABLE A-6. Fatal occupational injuries resulting from transportation incidents and homicides by occupation, Washington, 2016

| Occupation <sup>1</sup>   | Total fatal injuries (number) | Transportation incidents <sup>2</sup> |  |  |                                | Homicides <sup>2</sup> |                                       |
|---|-------------------------------|---------------------------------------|--|--|--------------------------------|------------------------|---------------------------------------|
|   |                               | Total                                 | Roadway incidents involving motorized land vehicle | Nonroadway incidents involving motorized land vehicles | Pedestrian vehicular incidents | Total                  | Shooting by other person--intentional |
| Total   | 78                            | 27                                    | 15   | 4  | 4                              | 9                      | 7                                     |
| <b>Management occupations</b>   | 4                             | --                                    | --   | --   | --                             | --                     | --                                    |
| Other management occupations  | 3                             | --                                    | --   | --   | --                             | --                     | --                                    |
| <b>Healthcare practitioners and technical occupations</b>                 | 3                             | --                                    | --   | --   | --                             | --                     | --                                    |
| <b>Protective service occupations</b>                                     | 4                             | --                                    | --   | --   | --                             | 1                      | 1                                     |
| Law enforcement workers   | 1                             | --                                    | --   | --   | --                             | 1                      | 1                                     |
| Police officers   | 1                             | --                                    | --   | --   | --                             | 1                      | 1                                     |
| Police and sheriff's patrol officers                                      | 1                             | --                                    | --   | --   | --                             | 1                      | 1                                     |
| Other protective service workers  | 3                             | --                                    | --   | --   | --                             | --                     | --                                    |
| Miscellaneous protective service workers                                  | --                            | --                                    | --   | --   | --                             | --                     | --                                    |
| Lifeguards, ski patrol, and other recreational protective service workers | 1                             | --                                    | --   | --   | --                             | --                     | --                                    |
| <b>Building and grounds cleaning and maintenance occupations</b>          | 5                             | --                                    | --   | --   | --                             | --                     | --                                    |
| Grounds maintenance workers   | 4                             | --                                    | --   | --   | --                             | --                     | --                                    |
| Grounds maintenance workers   | 4                             | --                                    | --   | --   | --                             | --                     | --                                    |
| Landscaping and groundskeeping workers                                    | 3                             | --                                    | --   | --   | --                             | --                     | --                                    |
| <b>Personal care and service occupations</b>                              | 1                             | 1                                     | --   | --   | --                             | --                     | --                                    |
| Other personal care and service workers                                   | 1                             | 1                                     | --   | --   | --                             | --                     | --                                    |
| Recreation and fitness workers  | 1                             | 1                                     | --   | --   | --                             | --                     | --                                    |
| Recreation workers  | 1                             | 1                                     | --   | --   | --                             | --                     | --                                    |
| <b>Sales and related occupations</b>                                      | 6                             | --                                    | --   | --   | --                             | --                     | --                                    |
| Supervisors of sales workers  | 1                             | --                                    | --   | --   | --                             | --                     | --                                    |
| First-line supervisors of sales workers                                   | 1                             | --                                    | --   | --   | --                             | --                     | --                                    |
| First-line supervisors of retail sales workers                            | 1                             | --                                    | --   | --   | --                             | --                     | --                                    |
| Retail sales workers  | 4                             | --                                    | --   | --   | --                             | --                     | --                                    |
| <b>Office and administrative support occupations</b>                      | --                            | 1                                     | 1  | --   | --                             | --                     | --                                    |
| Material recording, scheduling, dispatching, and distributing workers     | 1                             | 1                                     | 1  | --   | --                             | --                     | --                                    |
| Couriers and messengers   | 1                             | 1                                     | 1  | --   | --                             | --                     | --                                    |
| Couriers and messengers   | 1                             | 1                                     | 1  | --   | --                             | --                     | --                                    |
| <b>Farming, fishing, and forestry occupations</b>                         | 10                            | 6                                     | --   | --   | --                             | --                     | --                                    |
| Agricultural workers  | 4                             | 4                                     | --   | --   | --                             | --                     | --                                    |
| Miscellaneous agricultural workers  | 4                             | 4                                     | --   | --   | --                             | --                     | --                                    |
| Farmworkers and laborers, crop, nursery, and greenhouse                   | 3                             | 3                                     | --   | --   | --                             | --                     | --                                    |
| Forest, conservation, and logging workers                                 | 5                             | --                                    | --   | --   | --                             | --                     | --                                    |
| Logging workers   | 5                             | --                                    | --   | --   | --                             | --                     | --                                    |
| Fallers   | 3                             | --                                    | --   | --   | --                             | --                     | --                                    |
| <b>Construction and extraction occupations</b>                            | 14                            | --                                    | --   | --   | --                             | --                     | --                                    |
| Supervisors of construction and extraction workers                        | 3                             | --                                    | --   | --   | --                             | --                     | --                                    |
| First-line supervisors of construction trades and extraction workers      | 3                             | --                                    | --   | --   | --                             | --                     | --                                    |
| First-line supervisors of construction trades and extraction workers      | 3                             | --                                    | --   | --   | --                             | --                     | --                                    |
| Construction trades workers   | 9                             | --                                    | --   | --   | --                             | --                     | --                                    |
| Painters and paperhangers   | 1                             | --                                    | --   | --   | --                             | --                     | --                                    |
| Painters, construction and maintenance                                    | 1                             | --                                    | --   | --   | --                             | --                     | --                                    |

**TABLE A-6. Fatal occupational injuries resulting from transportation incidents and homicides by occupation, Washington, 2016**

| Occupation <sup>1</sup>                                  | Total fatal injuries (number) | Transportation incidents <sup>2</sup> |  |  |                                | Homicides <sup>2</sup> |                                       |
|--|-------------------------------|---------------------------------------|--|--|--------------------------------|------------------------|---------------------------------------|
|  |                               | Total                                 | Roadway incidents involving motorized land vehicle | Nonroadway incidents involving motorized land vehicles | Pedestrian vehicular incidents | Total                  | Shooting by other person--intentional |
| <b>Installation, maintenance, and repair occupations</b> | 7                             | --                                    | --   | --   | --                             | --                     | --                                    |
| Other installation, maintenance, and repair occupations  | 6                             | --                                    | --   | --   | --                             | --                     | --                                    |
| Maintenance and repair workers, general                  | 3                             | --                                    | --   | --   | --                             | --                     | --                                    |
| Maintenance and repair workers, general                  | 3                             | --                                    | --   | --   | --                             | --                     | --                                    |
| <b>Transportation and material moving occupations</b>    | 18                            | 12                                    | 8  | --   | --                             | --                     | --                                    |
| Motor vehicle operators                                  | 13                            | 9                                     | 8  | --   | --                             | --                     | --                                    |
| Driver/sales workers and truck drivers                   | 13                            | 9                                     | 8  | --   | --                             | --                     | --                                    |
| Heavy and tractor-trailer truck drivers                  | 11                            | 8                                     | 7  | --   | --                             | --                     | --                                    |
| Water transportation workers                             | 1                             | 1                                     | --   | --   | --                             | --                     | --                                    |
| Sailors and marine oilers                                | 1                             | 1                                     | --   | --   | --                             | --                     | --                                    |
| Sailors and marine oilers                                | 1                             | 1                                     | --   | --   | --                             | --                     | --                                    |
| Material moving workers                                  | 3                             | --                                    | --   | --   | --                             | --                     | --                                    |

<sup>1</sup> CFOI has used several versions of the Standard Occupation Classification (SOC) system since 2003 to define occupation. For more information on the version of SOC used in this year, see our definitions page at <http://www.bls.gov/iif/oshcdef.htm>.

<sup>2</sup> Based on the BLS Occupational Injury and Illness Classification System (OIICS) 2.01 implemented for 2011 data forward.

<sup>3</sup> Includes fatal injuries to persons identified as resident armed forces regardless of individual occupation listed.

Note: Data for all years are revised and final. Totals for major categories may include subcategories not shown separately. Dashes indicate no data reported or data that do not meet publication criteria. CFOI fatal injury counts exclude illness-related deaths unless precipitated by an injury event.

Source: U.S. Department of Labor, Bureau of Labor Statistics, in cooperation with state, New York City, District of Columbia, and federal agencies, Census of Fatal Occupational Injuries, December 19, 2017



**TABLE A-7. Fatal occupational injuries by worker characteristics and event or exposure, Washington, 2016**

| Worker characteristics                             | Total fatal injuries (number) | Event or exposure <sup>1</sup>        |  |                                    |                     |  |                      |
|--|-------------------------------|---------------------------------------|--|------------------------------------|---------------------|--|----------------------|
|  |                               | Transportation incidents <sup>2</sup> | Violence and other injuries by persons or animals <sup>3</sup> | Contact with objects and equipment | Falls, slips, trips | Exposure to harmful substances or environments | Fires and explosions |
| Total  | 78                            | 27                                    | 13   | 8                                  | 24                  | 3  | --                   |
| <b>Employee status</b>                             |                               |                                       |  |                                    |                     |  |                      |
| Wage and salary <sup>4</sup>                       | 59                            | 21                                    | 10   | 7                                  | 17                  | --   | --                   |
| Self-employed <sup>5</sup>                         | 19                            | 6                                     | 3  | 1                                  | 7                   | --   | --                   |
| <b>Gender</b>                                      |                               |                                       |  |                                    |                     |  |                      |
| Women  | 8                             | --                                    | 5  | --                                 | --                  | --   | --                   |
| Men  | 70                            | 27                                    | 8  | 8                                  | 23                  | --   | --                   |
| <b>Age</b>   |                               |                                       |  |                                    |                     |  |                      |
| Under 16 years                                     | --                            | --                                    | --   | --                                 | --                  | --   | --                   |
| 16 to 17 years                                     | --                            | --                                    | --   | --                                 | --                  | --   | --                   |
| 18 to 19 years                                     | --                            | --                                    | --   | --                                 | --                  | --   | --                   |
| 20 to 24 years                                     | 5                             | 3                                     | --   | --                                 | --                  | --   | --                   |
| 25 to 34 years                                     | 9                             | --                                    | 4  | --                                 | --                  | --   | --                   |
| 35 to 44 years                                     | 13                            | 5                                     | --   | 3                                  | --                  | --   | --                   |
| 45 to 54 years                                     | 19                            | 4                                     | 5  | --                                 | 7                   | --   | --                   |
| 55 to 64 years                                     | 18                            | 9                                     | --   | --                                 | 6                   | --   | --                   |
| 65 years and over                                  | 13                            | 4                                     | --   | --                                 | 7                   | --   | --                   |
| <b>Race or ethnic origin<sup>6</sup></b>           |                               |                                       |  |                                    |                     |  |                      |
| White (non-Hispanic)                               | 60                            | 19                                    | 9  | 7                                  | 20                  | --   | --                   |
| Black or African-American (non-Hispanic)           | --                            | --                                    | --   | --                                 | --                  | --   | --                   |
| Hispanic or Latino                                 | 13                            | 7                                     | --   | --                                 | --                  | --   | --                   |
| American Indian or Alaska Native (non-Hispanic)    | --                            | --                                    | --   | --                                 | --                  | --   | --                   |
| Asian (non-Hispanic)                               | --                            | --                                    | --   | --                                 | --                  | --   | --                   |
| Native Hawaiian or Pacific Islander (non-Hispanic) | --                            | --                                    | --   | --                                 | --                  | --   | --                   |

<sup>1</sup> Based on the BLS Occupational Injury and Illness Classification System (OIICS) 2.01 implemented for 2011 data forward.

<sup>2</sup> Includes roadway, nonroadway, air, water, rail fatal occupational injuries, and fatal occupational injuries resulting from being struck by a vehicle.

<sup>3</sup> Includes violence by persons, self-inflicted injury, and attacks by animals.

<sup>4</sup> May include volunteers and workers receiving other types of compensation.

<sup>5</sup> Includes self-employed workers, owners of unincorporated businesses and farms, paid and unpaid family workers, and may include some owners of incorporated businesses or members of partnerships.

<sup>6</sup> Persons identified as Hispanic or Latino may be of any race. The race categories shown exclude data for Hispanics and Latinos.

Note: Data for all years are revised and final. Totals for major categories may include subcategories not shown separately. Dashes indicate no data reported or data that do not meet publication criteria. CFOI fatal injury counts exclude illness-related deaths unless precipitated by an injury event.

Source: U.S. Department of Labor, Bureau of Labor Statistics, in cooperation with state, New York City, District of Columbia, and federal agencies, Census of Fatal Occupational Injuries, December 19, 2017

**TABLE A-8. Fatal occupational injuries by event or exposure and age, Washington, 2016**

| Event or exposure <sup>1</sup>                              | Total fatal injuries (number) | Age            |             |             |             |             |             |             |             |                   |
|---|-------------------------------|----------------|-------------|-------------|-------------|-------------|-------------|-------------|-------------|-------------------|
|   |                               | Under 16 years | 16-17 years | 18-19 years | 20-24 years | 25-34 years | 35-44 years | 45-54 years | 55-64 years | 65 years and over |
| Total   | 78                            | --             | --          | --          | 5           | 9           | 13          | 19          | 18          | 13                |
| <b>Violence and other injuries by persons or animals</b>    | 13                            | --             | --          | --          | --          | 4           | --          | 5           | --          | --                |
| Intentional injury by person                                | 13                            | --             | --          | --          | --          | 4           | --          | 5           | --          | --                |
| Homicides (Intentional injury by other person)              | 9                             | --             | --          | --          | --          | --          | --          | 5           | --          | --                |
| Shooting by other person--intentional                       | 7                             | --             | --          | --          | --          | --          | --          | 3           | --          | --                |
| Suicides (Self-inflicted injury—intentional)                | 4                             | --             | --          | --          | --          | --          | --          | --          | --          | --                |
| Hanging, strangulation, asphyxiation--intentional self-harm | 3                             | --             | --          | --          | --          | --          | --          | --          | --          | --                |
| <b>Transportation incidents</b>                             | 27                            | --             | --          | --          | 3           | --          | 5           | 4           | 9           | 4                 |
| Pedestrian vehicular incident                               | 4                             | --             | --          | --          | --          | --          | --          | --          | --          | --                |
| Pedestrian struck by vehicle in nonroadway area             | 3                             | --             | --          | --          | --          | --          | --          | --          | --          | --                |
| Water vehicle incidents                                     | 3                             | --             | --          | --          | --          | --          | --          | --          | --          | --                |
| Capsized or sinking water vehicle                           | 1                             | --             | --          | --          | --          | --          | --          | --          | --          | --                |
| Machinery or equipment incident on water vehicle            | 1                             | --             | --          | --          | --          | --          | --          | --          | --          | --                |
| Fall on water vehicle                                       | 1                             | --             | --          | --          | --          | --          | --          | --          | --          | --                |
| Roadway incidents involving motorized land vehicle          | 15                            | --             | --          | --          | --          | --          | 5           | --          | 3           | --                |
| Roadway collision with object other than vehicle            | 8                             | --             | --          | --          | --          | --          | 3           | --          | --          | --                |
| Vehicle struck object or animal on side of roadway          | 7                             | --             | --          | --          | --          | --          | --          | --          | --          | --                |
| Roadway noncollision incident                               | 5                             | --             | --          | --          | --          | --          | --          | --          | --          | --                |
| Jack-knifed or overturned, roadway                          | 5                             | --             | --          | --          | --          | --          | --          | --          | --          | --                |
| Nonroadway incident involving motorized land vehicles       | 4                             | --             | --          | --          | --          | --          | --          | --          | 3           | --                |
| Nonroadway noncollision incident                            | 3                             | --             | --          | --          | --          | --          | --          | --          | --          | --                |
| Jack-knifed or overturned, nonroadway                       | 3                             | --             | --          | --          | --          | --          | --          | --          | --          | --                |

**TABLE A-8. Fatal occupational injuries by event or exposure and age, Washington, 2016**

| Event or exposure <sup>1</sup>                                   | Total fatal injuries (number) | Age            |             |             |             |             |             |             |             |                   |
|--|-------------------------------|----------------|-------------|-------------|-------------|-------------|-------------|-------------|-------------|-------------------|
|  |                               | Under 16 years | 16-17 years | 18-19 years | 20-24 years | 25-34 years | 35-44 years | 45-54 years | 55-64 years | 65 years and over |
| <b>Falls, slips, trips</b>                                       | 24                            | --             | --          | --          | --          | --          | --          | 7           | 6           | 7                 |
| Falls to lower level   | 22                            | --             | --          | --          | --          | --          | --          | 7           | 6           | 6                 |
| Fall from collapsing structure or equipment                      | 3                             | --             | --          | --          | --          | --          | --          | --          | --          | --                |
| Fall through surface or existing opening                         | 3                             | --             | --          | --          | --          | --          | --          | 3           | --          | --                |
| Other fall to lower level  | 16                            | --             | --          | --          | --          | --          | --          | 3           | 5           | 6                 |
| Other fall to lower level less than 6 feet                       | 4                             | --             | --          | --          | --          | --          | --          | --          | --          | 3                 |
| Other fall to lower level 6 to 10 feet                           | 3                             | --             | --          | --          | --          | --          | --          | --          | --          | --                |
| <b>Exposure to harmful substances or environments</b>            | 3                             | --             | --          | --          | --          | --          | --          | --          | --          | --                |
| <b>Contact with objects and equipment</b>                        | 8                             | --             | --          | --          | --          | --          | 3           | --          | --          | --                |
| Struck by object or equipment                                    | 7                             | --             | --          | --          | --          | --          | --          | --          | --          | --                |
| Struck by powered vehicle—nontransport                           | --                            | --             | --          | --          | --          | --          | --          | --          | --          | --                |
| Caught between rolling powered vehicle and other object          | 1                             | --             | --          | --          | --          | --          | --          | --          | --          | --                |
| Struck by falling object or equipment—other than powered vehicle | 5                             | --             | --          | --          | --          | --          | --          | --          | --          | --                |

<sup>1</sup> Based on the BLS Occupational Injury and Illness Classification System (OIICS) 2.01 implemented for 2011 data forward.

Note: Data for all years are revised and final. Totals for major categories may include subcategories not shown separately. Dashes indicate no data reported or data that do not meet publication criteria. N.e.c. means "not elsewhere classified." CFOI fatal injury counts exclude illness-related deaths unless precipitated by an injury event.

Source: U.S. Department of Labor, Bureau of Labor Statistics, in cooperation with state, New York City, District of Columbia, and federal agencies, Census of Fatal Occupational Injuries, December 19, 2017

**TABLE A-9. Fatal occupational injuries by event or exposure for all fatal injuries and major private industry <sup>1</sup> sector, Washington, 2016**

| Event or exposure <sup>2</sup>                             | Total fatal injuries (number) | Goods producing       |   |              |               | Service providing       |                                     |             |                      |                                    |                                 |                         |                |
|--|-------------------------------|-----------------------|---|--------------|---------------|-------------------------|-------------------------------------|-------------|----------------------|------------------------------------|---------------------------------|-------------------------|----------------|
|  |                               | Total goods producing | Natural resources and mining <sup>3</sup> | Construction | Manufacturing | Total service providing | Trade, transportation and utilities | Information | Financial activities | Professional and business services | Educational and health services | Leisure and hospitality | Other services |
| Total  | 78                            | 34                    | 16  | 14           | 4             | 39                      | 16                                  | --          | 6                    | 8                                  | 3                               | --                      | 3              |
| <b>Violence and other injuries by persons or animals</b>   | 13                            | --                    | --  | --           | --            | 10                      | 3                                   | --          | --                   | --                                 | --                              | --                      | --             |
| Intentional injury by person                               | 13                            | --                    | --  | --           | --            | 10                      | 3                                   | --          | --                   | --                                 | --                              | --                      | --             |
| Homicides (Intentional injury by other person)             | 9                             | --                    | --  | --           | --            | 7                       | 3                                   | --          | --                   | --                                 | --                              | --                      | --             |
| Shooting by other person--intentional                      | 7                             | --                    | --  | --           | --            | 5                       | --                                  | --          | --                   | --                                 | --                              | --                      | --             |
| Suicides (Self-inflicted injury--intentional)              | 4                             | --                    | --  | --           | --            | 3                       | --                                  | --          | --                   | --                                 | --                              | --                      | --             |
| Hanging, strangulation, asphyxiation—intentional self-harm | 3                             | --                    | --  | --           | --            | --                      | --                                  | --          | --                   | --                                 | --                              | --                      | --             |
| <b>Transportation incidents</b>                            | 27                            | 13                    | 8   | 3            | --            | 13                      | 9                                   | --          | --                   | --                                 | --                              | --                      | --             |
| Pedestrian vehicular incident                              | 4                             | --                    | --  | --           | --            | --                      | --                                  | --          | --                   | --                                 | --                              | --                      | --             |
| Pedestrian struck by vehicle in nonroadway area            | 3                             | --                    | --  | --           | --            | --                      | --                                  | --          | --                   | --                                 | --                              | --                      | --             |
| Water vehicle incidents                                    | 3                             | 1                     | --  | --           | 1             | 2                       | 1                                   | --          | --                   | --                                 | --                              | --                      | 1              |
| Capsized or sinking water vehicle                          | 1                             | --                    | --  | --           | --            | 1                       | --                                  | --          | --                   | --                                 | --                              | --                      | 1              |
| Machinery or equipment incident on water vehicle           | 1                             | 1                     | --  | --           | 1             | --                      | --                                  | --          | --                   | --                                 | --                              | --                      | --             |
| Fall on water vehicle                                      | 1                             | --                    | --  | --           | --            | 1                       | 1                                   | --          | --                   | --                                 | --                              | --                      | --             |
| Roadway incidents involving motorized land vehicle         | 15                            | 7                     | 4   | --           | --            | 8                       | 6                                   | --          | --                   | --                                 | --                              | --                      | --             |
| Roadway collision with object other than vehicle           | 8                             | 3                     | 3   | --           | --            | 5                       | 3                                   | --          | --                   | --                                 | --                              | --                      | --             |
| Vehicle struck object or animal on side of roadway         | 7                             | 3                     | 3   | --           | --            | 4                       | 3                                   | --          | --                   | --                                 | --                              | --                      | --             |
| Roadway noncollision incident                              | 5                             | --                    | --  | --           | --            | 3                       | 3                                   | --          | --                   | --                                 | --                              | --                      | --             |
| Jack-knifed or overturned, roadway                         | 5                             | --                    | --  | --           | --            | 3                       | 3                                   | --          | --                   | --                                 | --                              | --                      | --             |
| Nonroadway incident involving motorized land vehicles      | 4                             | --                    | --  | --           | --            | --                      | --                                  | --          | --                   | --                                 | --                              | --                      | --             |
| Nonroadway noncollision incident                           | 3                             | --                    | --  | --           | --            | --                      | --                                  | --          | --                   | --                                 | --                              | --                      | --             |
| Jack-knifed or overturned, Nonroadway                      | 3                             | --                    | --  | --           | --            | --                      | --                                  | --          | --                   | --                                 | --                              | --                      | --             |

**TABLE A-9. Fatal occupational injuries by event or exposure for all fatal injuries and major private industry <sup>1</sup> sector, Washington, 2016**

| Event or exposure <sup>2</sup>                                    | Total fatal injuries (number) | Goods producing       |   |              |               | Service providing       |                                     |             |                      |                                    |                                 |                         |                |
|---|-------------------------------|-----------------------|---|--------------|---------------|-------------------------|-------------------------------------|-------------|----------------------|------------------------------------|---------------------------------|-------------------------|----------------|
|   |                               | Total goods producing | Natural resources and mining <sup>3</sup> | Construction | Manufacturing | Total service providing | Trade, transportation and utilities | Information | Financial activities | Professional and business services | Educational and health services | Leisure and hospitality | Other services |
| <b>Falls, slips, trips</b>  | 24                            | 10                    | --  | 8            | --            | 12                      | 3                                   | --          | 3                    | 4                                  | --                              | --                      | --             |
| Falls to lower level  | 22                            | 10                    | --  | 8            | --            | 10                      | 3                                   | --          | --                   | 3                                  | --                              | --                      | --             |
| Fall from collapsing structure or equipment                       | 3                             | --                    | --  | --           | --            | --                      | --                                  | --          | --                   | --                                 | --                              | --                      | --             |
| Fall through surface or existing opening                          | 3                             | --                    | --  | --           | --            | --                      | --                                  | --          | --                   | --                                 | --                              | --                      | --             |
| Other fall to lower level   | 16                            | 7                     | --  | 5            | --            | 7                       | 3                                   | --          | --                   | --                                 | --                              | --                      | --             |
| Other fall to lower level less than 6 feet                        | 4                             | --                    | --  | --           | --            | 3                       | --                                  | --          | --                   | --                                 | --                              | --                      | --             |
| Other fall to lower level 6 to 10 feet                            | 3                             | --                    | --  | --           | --            | --                      | --                                  | --          | --                   | --                                 | --                              | --                      | --             |
| <b>Exposure to harmful substances or environments</b>             | 3                             | --                    | --  | --           | --            | --                      | --                                  | --          | --                   | --                                 | --                              | --                      | --             |
| <b>Contact with objects and equipment</b>                         | 8                             | 7                     | 5   | --           | --            | --                      | --                                  | --          | --                   | --                                 | --                              | --                      | --             |
| Struck by object or equipment                                     | 7                             | 6                     | 5   | --           | --            | --                      | --                                  | --          | --                   | --                                 | --                              | --                      | --             |
| Struck by powered vehicle—nontransport                            | --                            | 1                     | 1   | --           | --            | --                      | --                                  | --          | --                   | --                                 | --                              | --                      | --             |
| Caught between rolling powered vehicle and other object           | 1                             | 1                     | 1   | --           | --            | --                      | --                                  | --          | --                   | --                                 | --                              | --                      | --             |
| Struck by falling object or equipment--other than powered vehicle | 5                             | 5                     | 4   | --           | --            | --                      | --                                  | --          | --                   | --                                 | --                              | --                      | --             |

<sup>1</sup> CFOI has used several versions of the North American Industry Classification System (NAICS) since 2003 to define industry. For more information on the version of NAICS used in this year, see our definitions page at <http://www.bls.gov/iif/oshcdef.htm>.

<sup>2</sup> Based on the BLS Occupational Injury and Illness Classification System (OIICS) 2.01 implemented for 2011 data forward.

<sup>3</sup> Includes fatal injuries at all establishments categorized as Mining (Sector 21) in the North American Industry Classification System, including establishments not governed by the Mine Safety and Health Administration (MSHA) rules and reporting, such as those in Oil and Gas Extraction.

Note: Data for all years are revised and final. Totals for major categories may include subcategories not shown separately. Dashes indicate no data reported or data that do not meet publication criteria. CFOI fatal injury counts exclude illness-related deaths unless precipitated by an injury event.

Source: U.S. Department of Labor, Bureau of Labor Statistics, in cooperation with state, New York City, District of Columbia, and federal agencies, Census of Fatal Occupational Injuries, December 19, 2017

**2016 Census of Fatal Occupational Injuries  
Fatal Work Injury Rates  
Washington**

|                            | 2016 Overall rate | Industry <sup>1</sup>                      |   |              |               |                            |                              |             |                      |                                    |                                 |                         |  |                       |
|----------------------------|-------------------|--|---|--------------|---------------|----------------------------|------------------------------|-------------|----------------------|------------------------------------|---------------------------------|-------------------------|--|-----------------------|
|                            |                   | Agriculture, forestry, fishing and hunting | Mining, quarrying, and oil and gas extraction | Construction | Manufacturing | Wholesale and retail trade | Transportation and utilities | Information | Financial activities | Professional and business services | Educational and health services | Leisure and hospitality | Other services, except public administration | Public administration |
| Fatality rate <sup>2</sup> | 2.4               | 14.5                                       | -   | 7.5          | -             | 1.3                        | 6.1                          | -           | 3.2                  | 1.7                                | -                               | -                       | -  | -                     |

<sup>1</sup> Industry data are based on the North American Industry Classification System, 2012.

<sup>2</sup> Workers under the age of 16 years, volunteer workers, and members of the resident military are not included in rate calculations to maintain consistency with the Current Population Survey (CPS) employment. The ownership category government is not presented separately and may be included in any industry category. In 2007, the Census of Fatal Occupational Injuries (CFOI) adopted hours-based state fatal injury rates. Employment-based rates were used previously. Because of substantial differences between rates calculated using the two methods, hours-based state fatal injury rates should not be compared to the employment-based rates from previous years. Note: Dashes indicate that a fatal injury rate was not calculated because the data did not meet publication criteria or there were no data reported.

Source: U.S. Bureau of Labor Statistics, Current Population Survey, Census of Fatal Occupational Injuries, 2016.

**Fatal injury rate computation**

Fatal injury rates depict the risk of incurring a fatal occupational injury and can be used to compare risk among worker groups with varying employment levels. Since employment data are not collected by CFOI, fatal injury rates are calculated using Current Population Survey (CPS) data. Each state rate in the table above represents the number of fatal occupational injuries per 100,000 full-time equivalent workers and was calculated as:

Fatality rate = (Ns/EHs) x 200,000,000 where

Ns = number of fatal work injuries

EHs = total hours worked by all employees in the state during the calendar year

200,000,000 = base for 100,000 equivalent full-time workers (working 40 hours per week, 50 weeks per year)

State rates by industry were imputed by using national-level “average hours” and “at work” information from CPS to calculate the average annual number of hours for each employee, since these data are not available at the state level. EHs (total hours worked by all employees during the calendar year) was calculated as:

EHs = HW<sub>N</sub> x E<sub>s</sub> where

E<sub>s</sub> = State employment

HW<sub>N</sub> = average annual number of hours for each employee at the national level

**Fatal injury rate limitations**

State industry rates are not directly comparable to national industry rates. Because state rates include government workers in their respective industry sector and are not broken out separately, both the numerator and denominator include a different group of workers than that of the national rates. State industry rates are not comparable to other states because of the large differences in the industry composition of employment by state.

There are several **limitations** of using CPS data in CFOI rate calculations.

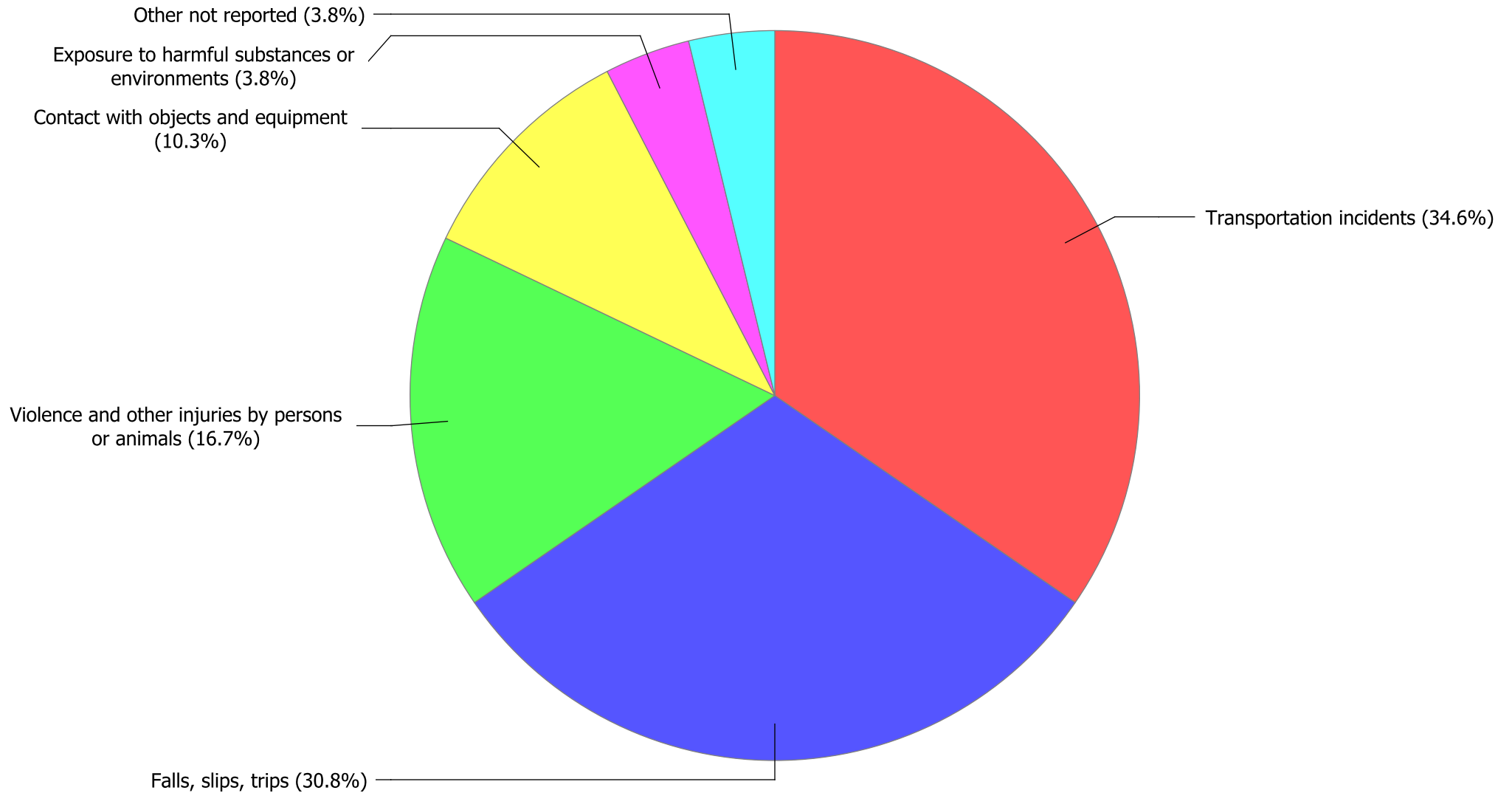
- **State of residence versus state of incident:** The CPS counts workers by their state of residence, whereas the CFOI counts workers by state of incident.

- **Primary job versus job at the time of incident:** The CPS annual average employment data used in the rate calculations count workers according to their primary job, whereas CFOI uses the job held when fatally injured.

- **Employment sampling errors:** The CPS data uses a sample of households, therefore the CPS estimates, and the fatal injury rates based on them, have sampling errors.

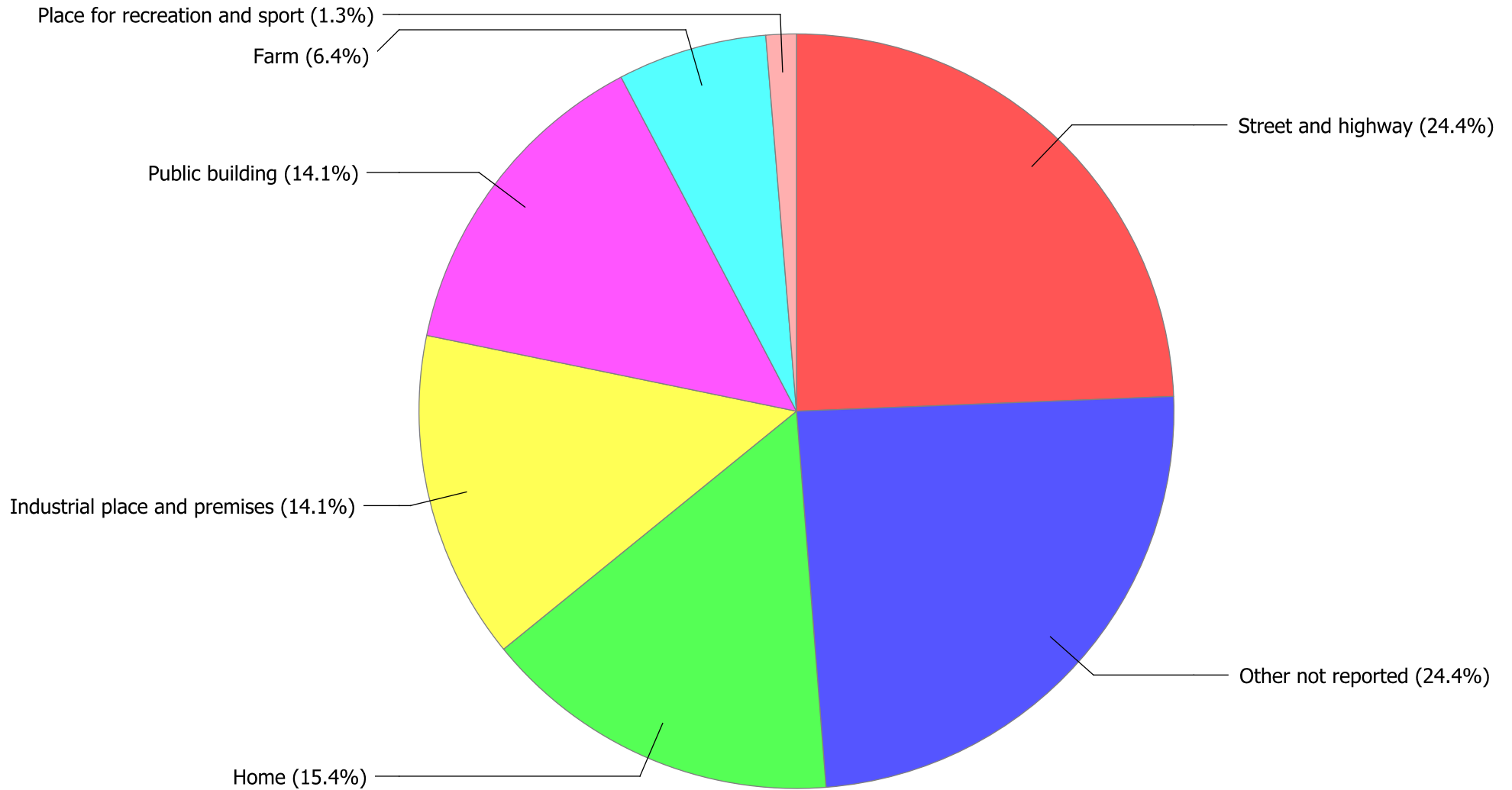
For more information on how state rates are calculated and employment data limitations please see Chapter 9 of the BLS Handbook of Methods: <http://www.bls.gov/opub/hom/pdf/homch9.pdf>.

Workplace fatal injuries by event or exposure, all ownerships, Washington, 2016 (78 total fatal injuries)



[SOURCE : U.S. Bureau of Labor Statistics, U.S. Department of Labor, 2017]

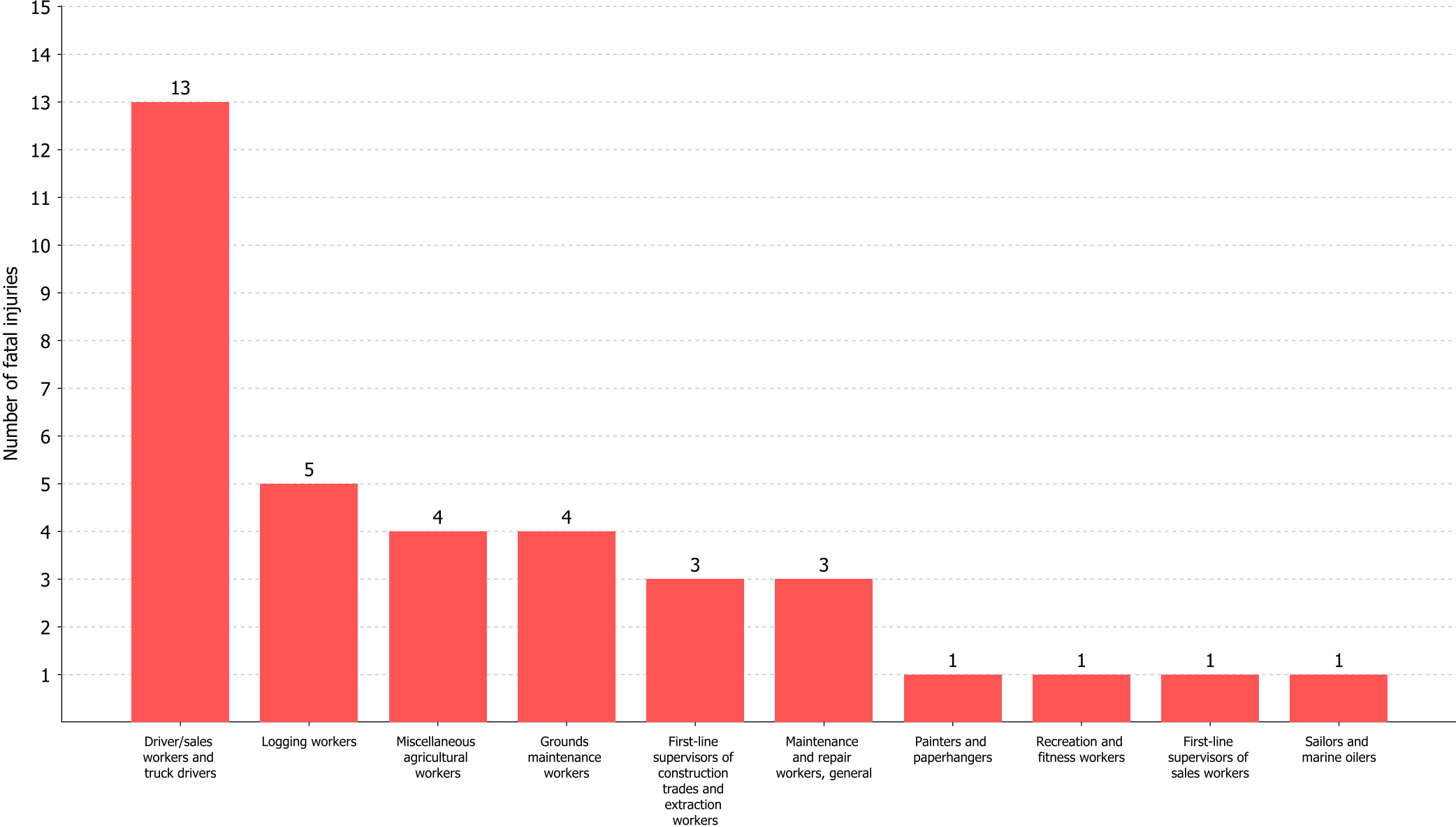
Fatal work injuries by location, all ownerships, Washington, 2016 (78 total fatal injuries)



[SOURCE : U.S. Bureau of Labor Statistics, U.S. Department of Labor, 2017]



Occupations with the largest number of worker fatal injuries, all ownerships, Washington, 2016 (78 total fatal injuries)

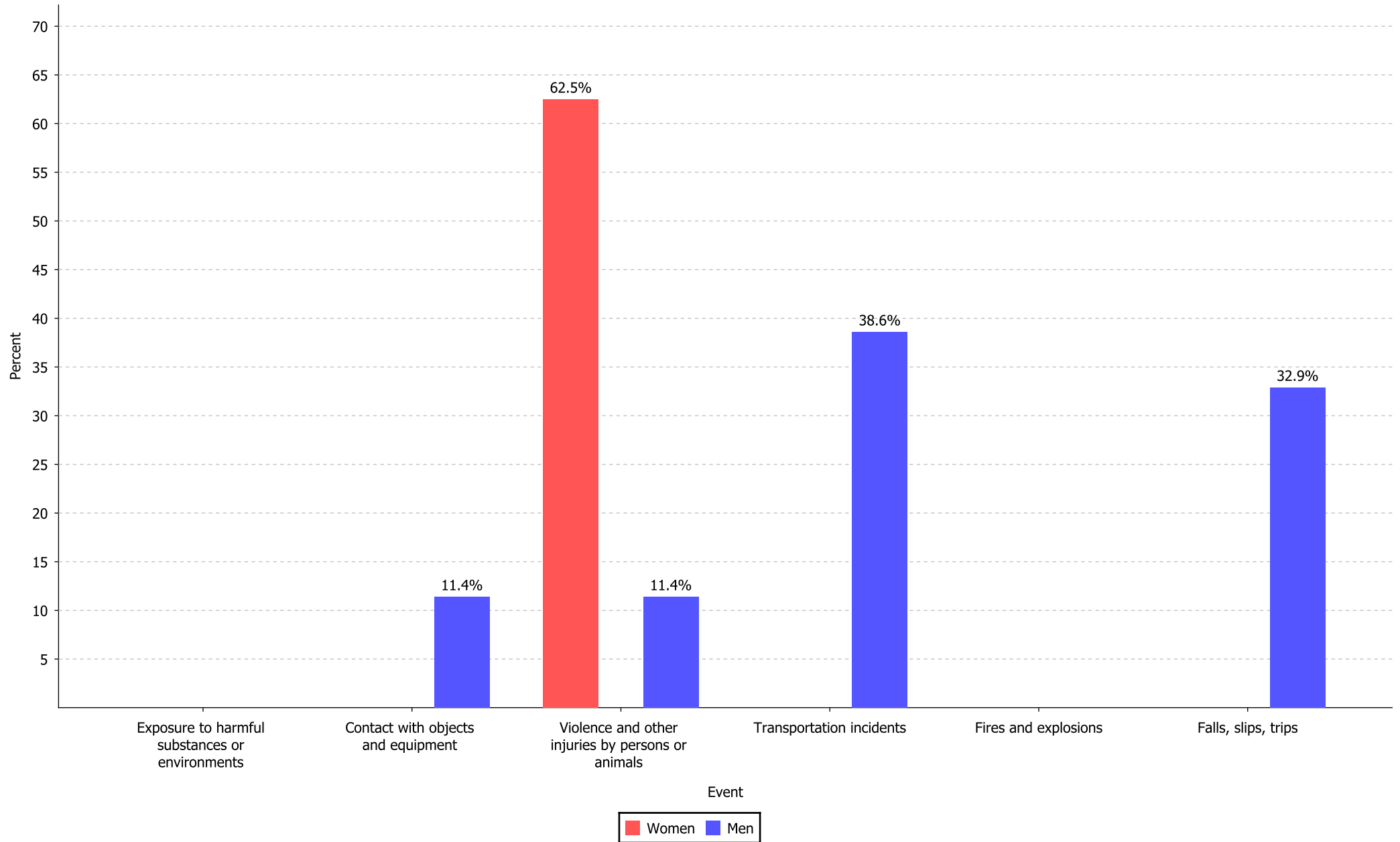


Occupation

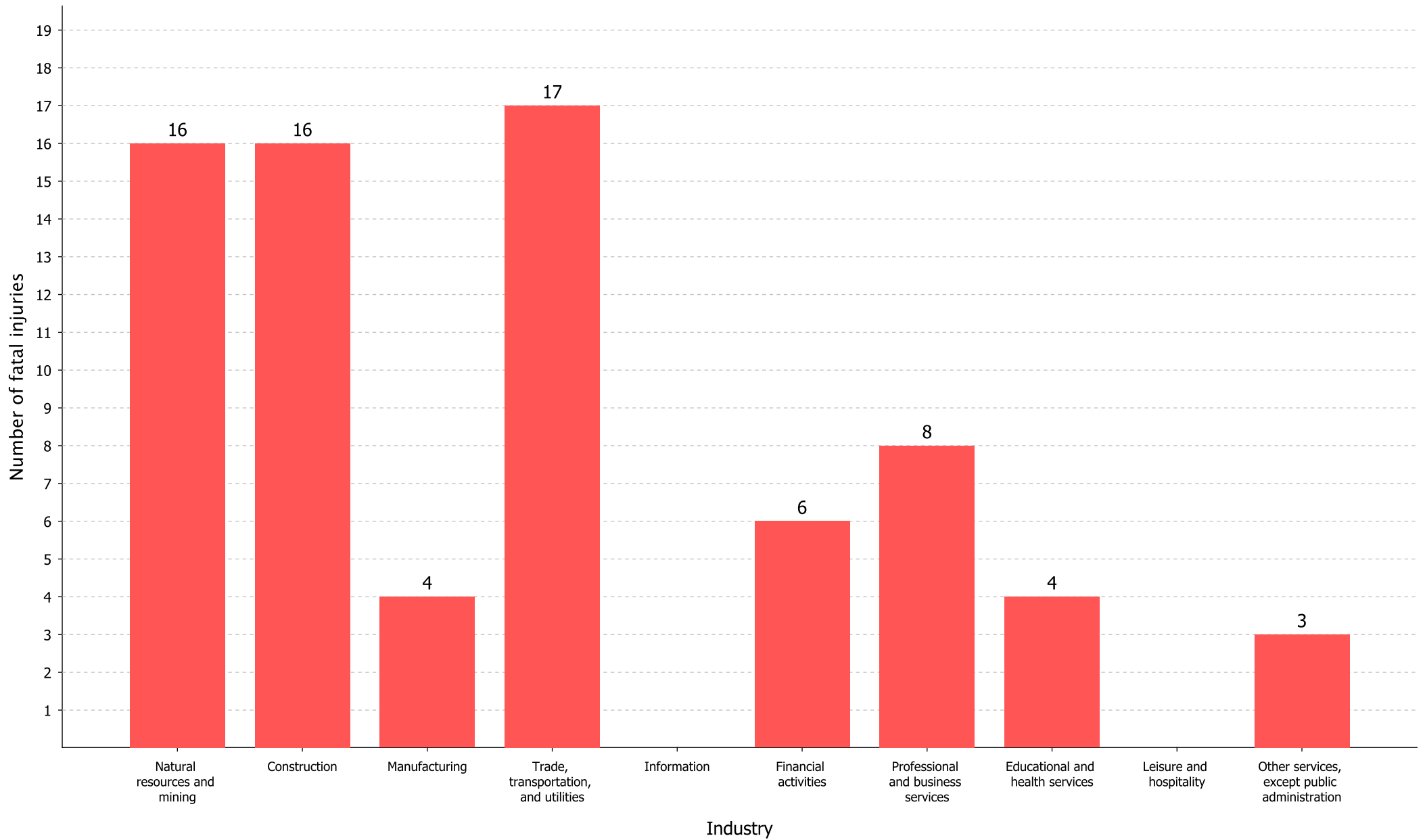
[SOURCE : U.S. Bureau of Labor Statistics, U.S. Department of Labor, 2017]

# Fatal work injuries varied between men and women, all ownerships, Washington, 2016 (70 men, 8 women)

[SOURCE : U.S. Bureau of Labor Statistics, U.S. Department of Labor, 2017]



Fatal work injuries in selected industries, all ownerships, Washington, 2016 (78 total fatal injuries)



[SOURCE : U.S. Bureau of Labor Statistics, U.S. Department of Labor, 2017]