

**Standards Update to  
Chapter 296-28 WAC, Clearance Rules for Railroads  
in Private Yards and Plants  
And  
Chapter 296-860 WAC, Railroads Clearances and  
Walkways in Private Rail Yards and Plants**

Issue Date 10/2002

Effective Date 10/1/2002

The Department of Labor and Industries has rewritten and reorganized for clarity and ease of use the safety standards for Railroad Clearances and Walkways in Private Rail Yards and Plants. The Railroad Clearances and Walkways in Private Railyards and PLants rule was repealed from chapter 296-28 WAC, Clearance Rules for Railroads in Private Yards and Plants, and adopted as Chapter 296-860 WAC. **Please discard chapter 296-28 WAC.**

To receive future updates of this standard and all other Department of Labor and Industries safety and health standards electronically, please sign up on the WISHA Listserv (<http://www.lni.wa.gov/Safety/Rules/default.htm>). By subscribing to the Listserv, you will also receive rule updates, hearing notices, and informational packets for all safety and health rules.

Also available on the WISHA web site:

- WISHA Core Rules
- Other General WISHA Rules
- Industry and Task-specific Rules
- Proposed rules and hearings
- Newly adopted rules and new rule information
- WISHA Regional Directives (WRDs)
- WISHA Interim Operations and Interpretive Memoranda (WIIM)
- Memoranda of Understanding (MOU)

To receive hardcopy updates of this rule, please return the card located at the back of the book.



# Railroad Clearances and Walkways in Private Rail Yards and Plants

Chapter 296-860 WAC

## Other Rules that may apply to your workplace

- The WISHA Safety and Health Core Rules, Chapter 296-800 WAC, contain the basic requirements that apply to most employers in Washington. They also contain:
  - An Introduction that lists important information you should know, including a section on building, fire and electrical codes.
  - A Resource section that includes a complete list of all WISHA rules and a directory of the Labor and Industries (L&I) offices.
- Other WISHA rules may apply to you, depending on the activities and operations of your workplace. Contact your local L&I office if you're uncertain about which WISHA requirements apply to you.
- To go online to access all the Safety and Health Rules: <http://www.lni.wa.gov/wisha>
- If you would like to receive e-mail notification of rule updates, please register for the Standards Listserv on the WISHA web site at <http://www.lni.wa.gov/home/listservs.htm>
- For a CD or paper copy contact us by:

Mail: Department of Labor and Industries  
P.O. Box 44620  
Olympia, WA 98504-4620

Telephone: 1-800-4BE-SAFE (1-800-423-7233)

# Notes

---

# Railroad Clearances and Walkways in Private Rail Yards and Plants

Chapter 296-860 WAC

## Quick Reference

<b>TITLE</b>	<b>PAGE</b>
Scope WAC 296-860-100 .....	100-1
Maintain Safe Clearances and Walkways WAC 296-860-200 .....	200-1
Definitions .....	300-1
Index .....	IN-1
Statutory Authority .....	SA-1

# Notes

---

# Railroad Clearances and Walkways in Private Rail Yards and Plants

Chapter 296-860 WAC

## Chapter Contents

<b>TITLE</b>	<b>PAGE</b>
Scope WAC 296-860-100 .....	100-1
Maintain safe clearances and walkways WAC 296-860-200 .....	200-1
Post Warning Signs and Train Employees about Clearances Approved before April 3, 1961 WAC 296-860-20010 .....	200-1
Construct and Maintain Rail Yard Walkways for Employee Safety WAC 296-860-20020 .....	200-1
Install Radiation Detectors According to Manufacturer's Specifications WAC 296-860-20030 .....	200-4
Maintain Overhead Clearances WAC 296-860-20040 .....	200-5
Maintain Side Clearances WAC 296-860-20050 .....	200-8
Maintain Clearances Between Tracks WAC 296-860-20060 .....	200-14
Move Excessive Height or Width Rail Car Loads with Care WAC 296-860-20070 .....	200-16
Follow these Requirements to conduct Narrow Gauge Rail Operations WAC 296-860-20080 .....	200-16
Definitions.....	300-1
Index .....	IN-1
Statutory Authority .....	SA-1

# Notes

---

# Railroad Clearances and Walkways in Private Rail Yards and Plants

WAC 296-860-100

## Scope

### IMPORTANT:

This chapter applies to all railroad clearances and walkways in rail yards and plants including logging railroad yards such as mill yards, maintenance yards and sorting yards.

If you are uncertain about which WISHA requirements to follow, you must comply with those that best protect employees' safety and health. Contact your local L&I office if you need assistance in making this decision.



### Exemptions:

- These exemptions apply to chapter 296-860 WAC, Railroad clearances and walkways in private rail yards and plants, and don't require a department variance:
  - You may move the following equipment, using less than the minimum standard clearances, if the situation is unavoidable and you have taken all reasonable steps to protect your employees:
    - Track construction or maintenance materials
    - Special work equipment used for railroad construction, maintenance or operations
    - Any railroad equipment during emergencies.
  - You may have overhead or side clearances less than the minimum standard clearances required in this chapter if they were legally created before April 3, 1961.

—Continued—



# Railroad Clearances and Walkways in Private Rail Yards and Plants

WAC 296-860-100

## Scope

WAC 296-860-100

### Scope (Continued)



**Note:**

- If a building, structure, or facility constructed before April 3, 1961, is relocated or reconstructed, the clearance requirements in this chapter apply unless the department grants a variance.
  - Tracks built before April 3, 1961:
    - May be extended according to the legal track clearance requirements in effect when they were originally constructed
    - Are exempt from the track clearance requirements in WAC 296-860-20060, Table 5.
  - Chapter 296-54 WAC, Safety standards—Logging operations, regulates all logging railroads or any rail operations related to logging, except for yard clearances.

# Maintain Safe Clearances and Walkways

WAC 296-860-200

## Section Contents

### YOUR RESPONSIBILITY:

To prevent injuries and fatalities to employees by maintaining safe railroad clearances and walkways in your rail yards and plants.

### You must

TITLE	PAGE
Post warning signs and train employees about clearances approved before April 3, 1961 WAC 296-860-20010 .....	Page 200-2
Construct and maintain rail yard walkways for employee safety WAC 296-860-20020 .....	Page 200-2
Install radiation detectors according to manufacturer's specifications WAC 296-860-20030 .....	Page 200-6
Maintain overhead clearances WAC 296-860-20040 .....	Page 200-6
Maintain side clearances WAC 296-860-20050 .....	Page 200-10
Maintain clearances between tracks WAC 296-860-20060 .....	Page 200-16
Move excessive height and/or width rail car loads with care WAC 296-860-20070 .....	Page 200-18
Conduct narrow gauge rail operations according to the requirements of this section WAC 296-860-20080 .....	Page 200-18



# Notes

---

# Maintain Safe Clearances and Walkways

WAC 296-860-200

## Rule

WAC 296-860-20010

### Post warning signs and train employees about clearances approved before April 3, 1961

#### You must

- (1) Post warning signs near tracks with clearances approved before April 3, 1961, so employees are aware of the minimal clearances and their potential hazards. The signs must:
  - Be highly visible
  - Be easy to read
  - Alert employees to the danger of railway equipment operating on your yard and plant tracks.
- (2) Include in your employee safety and health training information about:
  - Any minimal clearances and their location
  - Potential hazards associated with them
  - The location of any clearance warning signs.

WAC 296-860-20020

### Construct and maintain rail yard walkways for employee safety

#### IMPORTANT:

- You have 2 years from October 01, 2002, (the effective date of this rule), to comply with the construction requirements of this section, unless the department determines during an inspection that your walkways create a serious safety hazard.
- If you aren't sure a serious safety hazard exists in your workplace, you can request a free consultation from the department by calling your local L&I office.

—Continued—



# Maintain Safe Clearances and Walkways

WAC 296-860-200

## Rule

WAC 296-860-20020 (Continued)

Construction of walkways:

### You must

- Build walkways in rail yard areas where employees regularly work on the ground.
- Construct rail yard walkways that can be maintained in a safe condition:
  - With reasonably smooth walking surfaces
  - That won't interfere with track drainage.
- Use any of the following materials when constructing your walkway:
  - Crushed material that doesn't exceed 1 1/2 inches in size. For this rule, 1 1/2 inches in size means one of the following (percentages refer to weight measurement and sieve size standard in the industry):

Percentage of material passing through a sieve opening	Sieve opening size
100	1 1/2 inch square
90 - 100	1 inch square
40 - 80	3/4 inch square
15 - 60	1/2 inch square
0 - 30	3/8 inch square
0 - 10	#4
0 - 5	#8
0 - 0.5	#200

- Smaller crushed material is preferred and should be used where drainage and durability isn't an issue. Crushed material that is 3/4 inch or less in size is recommended for switching leads in yards.
  - Asphalt, concrete, planking, grating, or other similar material.
  - Natural materials such as gravel or dirt.

—Continued—



# Maintain Safe Clearances and Walkways

WAC 296-860-200

## Rule

WAC 296-860-20020 (Continued)

### You must

- Construct walkways wide enough for employees to safely perform their duties
- Construct walkways with a grade or slope in any direction with not more than one inch of elevation for each 8 inches of horizontal length, unless it is geographically impractical.

### MAINTENANCE OF WALKWAYS:

### You must

- Keep all walkways clear of vegetation, debris, mud, or other obstructions that create a potential hazard for employees.
- Remove all standing water from all walkways as soon as reasonably possible.
  - Reopen walkways temporarily closed for a construction project within 30 days after the project is completed.
  - Repair walkways that have been damaged and temporarily closed because of an emergency within 30 days after the emergency ends.



#### Definition:

- Emergency: Any unforeseen occurrence endangering life, limb, or property.
  - Obtain a department variance before permanently removing any bridge or trestle walkway from use after September 1, 2002 (the effective date of this rule).

—Continued—



# Maintain Safe Clearances and Walkways

WAC 296-860-200

## Rule

WAC 296-860-20020 (Continued)



Note:

- The requirements for filing a variance are located in the Safety and health core rules and chapter 296-900 WAC, Administrative rules.

WAC 296-860-20030

### Install radiation detectors according to manufacturer's specifications

#### IMPORTANT:

This section applies only to those private yards and plants where the installation of radiation detectors beside railroad tracks is required due to the nature of the business; for example, scrap metal yards.

#### You must

- Install radiation detectors beside the railroad tracks in your yard and/or plant according to the manufacturer's specifications.
- Post signs on each radiation detector installed less than 8 feet 6 inches from the centerline of the track:
  - Warning employees that the side clearances between the detector and the track centerline are less than the required standard minimum side clearances found in this chapter
  - Prohibiting employees from riding on the side of any rail car passing through the detector.



# Maintain Safe Clearances and Walkways

WAC 296-860-200

## Rule

WAC 296-860-20040

### Maintain overhead clearances



#### Exemption:

- Engine houses and car shops are exempt from the overhead clearance requirements of this section.

### You must

- Make sure overhead railroad clearances are at least 22 feet 6 inches unless a clearance requirement found in Table 1 applies.



#### Note:

- Clearance requirements are based on the assumption that generally used rail equipment in private yards and plants is no more than ten feet ten inches wide by fifteen feet six inches high.
  - WAC 296-860-20070 regulates the use of any rail equipment that exceeds the above dimensions.
  - Minimum vertical clearances for all overhead wires are specified in Parts 1, 2, and 3 of the National Electrical Safety Code (NESC) as referenced in WAC 296-45-045, electrical workers safety rules, NESC applicable. See NESC 231 and 232.



—Continued—

# Maintain Safe Clearances and Walkways

WAC 296-860-200

## Rule

WAC 296-860-20040 (Continued)

**Table 1 - Minimum Overhead Clearances for Buildings, Structures, Tunnels, and Bridges**

If your overhead clearance involves	Then the minimum overhead clearance requirements are
An entirely enclosed building	18 feet when tracks end inside an entirely enclosed building. Also: <ul style="list-style-type: none"> <li>▪ The department must approve any reduction from 22 feet 6 inches before the reduction takes place.</li> <li>▪ If an overhead clearance is less than 22 feet 6 inches, all cars, locomotives or other equipment must come to a full stop before entering the building.</li> <li>▪ See Illustration 1.</li> </ul>
All other structures	Defined by the half-circumference of a circle whose: <ul style="list-style-type: none"> <li>▪ Radius is 8 feet 6 inches and</li> <li>▪ Center is located on a line perpendicular to the track's centerline and 14 feet above the top of the highest rail.</li> <li>▪ See Illustration 1.</li> </ul>
Tunnels, over-crossings, and bridges	Defined by the half-circumference of a circle whose: <ul style="list-style-type: none"> <li>▪ Radius is 8 feet and</li> <li>▪ Center is located on a line perpendicular to the track's centerline and 14 feet 6 inches above the top of the highest rail.</li> <li>▪ See Illustration 1.</li> </ul>

—Continued—



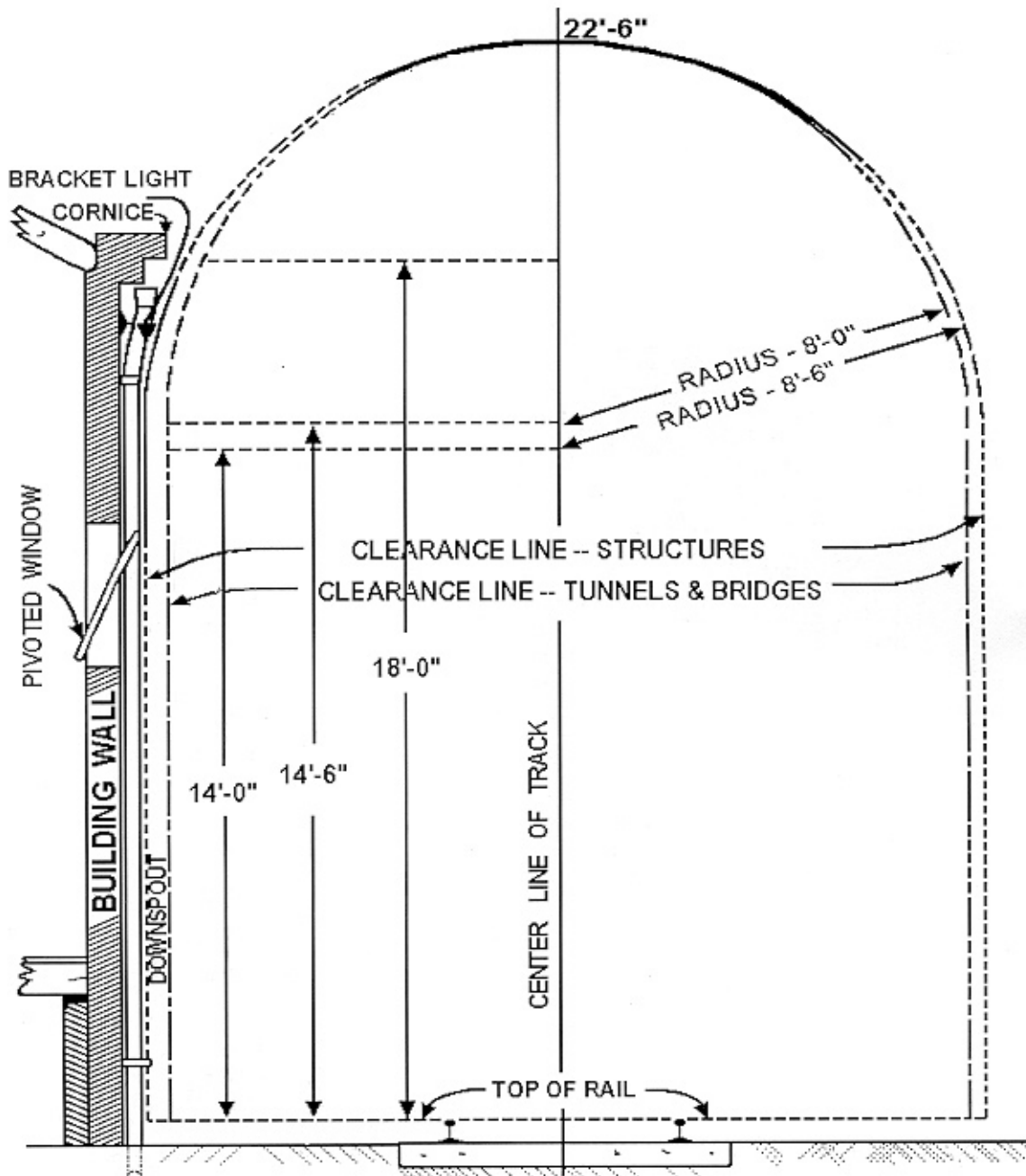
# Maintain Safe Clearances and Walkways

WAC 296-860-200

## Rule

WAC 296-860-20040 (Continued)

Illustration 1 – Minimum Overhead Clearances for Buildings, Structures, Tunnels, and Bridges



Railroad Clearances  
and Walkways



# Maintain Safe Clearances and Walkways

WAC 296-860-200

## Rule

WAC 296-860-20050

### Maintain side clearances

#### You must

- Make sure side clearances are at least 8 feet 6 inches from the track centerline unless clearance requirements found in Tables 2, 3, or 4 apply.



**Note:**

- All side clearances in Tables 2, 3, and 4 that reference "the track centerline" are based on the assumption that private rail operations generally use track that is standard gauge width (4 feet 8 1/2 inches).

**Table 2 - Minimum Side Clearance for Platforms**

If Your Platform Type is	Then the Minimum Clearance Requirements Between the Track Centerline and a Platform Edge are
<b>Type 1</b> Platforms with heights of 8 inches or less above the top of the rail.	4 feet 8 inches See Illustration 2
<b>Type 2</b> Platforms with heights of 4 feet or less above the top of the rail.	7 feet 3 inches See Illustration 2
<b>Type 3</b> Platforms with heights of 4 feet 6 inches or less above the top of the rail and the platforms are used primarily for loading and/or unloading refrigerator cars.	8 feet See Illustration 2
<b>Type 4</b> Icing platforms and supports.	7 feet 3 inches See Illustration 2
<b>Type 5</b> Retractable platforms attached to permanent structures.	When not in use, use the clearance requirements for a platform of its height.
<b>Type 6</b> Platforms that are a combination of Types 1 through 3. (Only Types 1 through 3 platforms can be combined.)	Platforms may be combined if the Type 1 platform has a level surface no more than 4 feet 8 inches from the track centerline to the face of the platform wall with which it is combined.

—Continued—

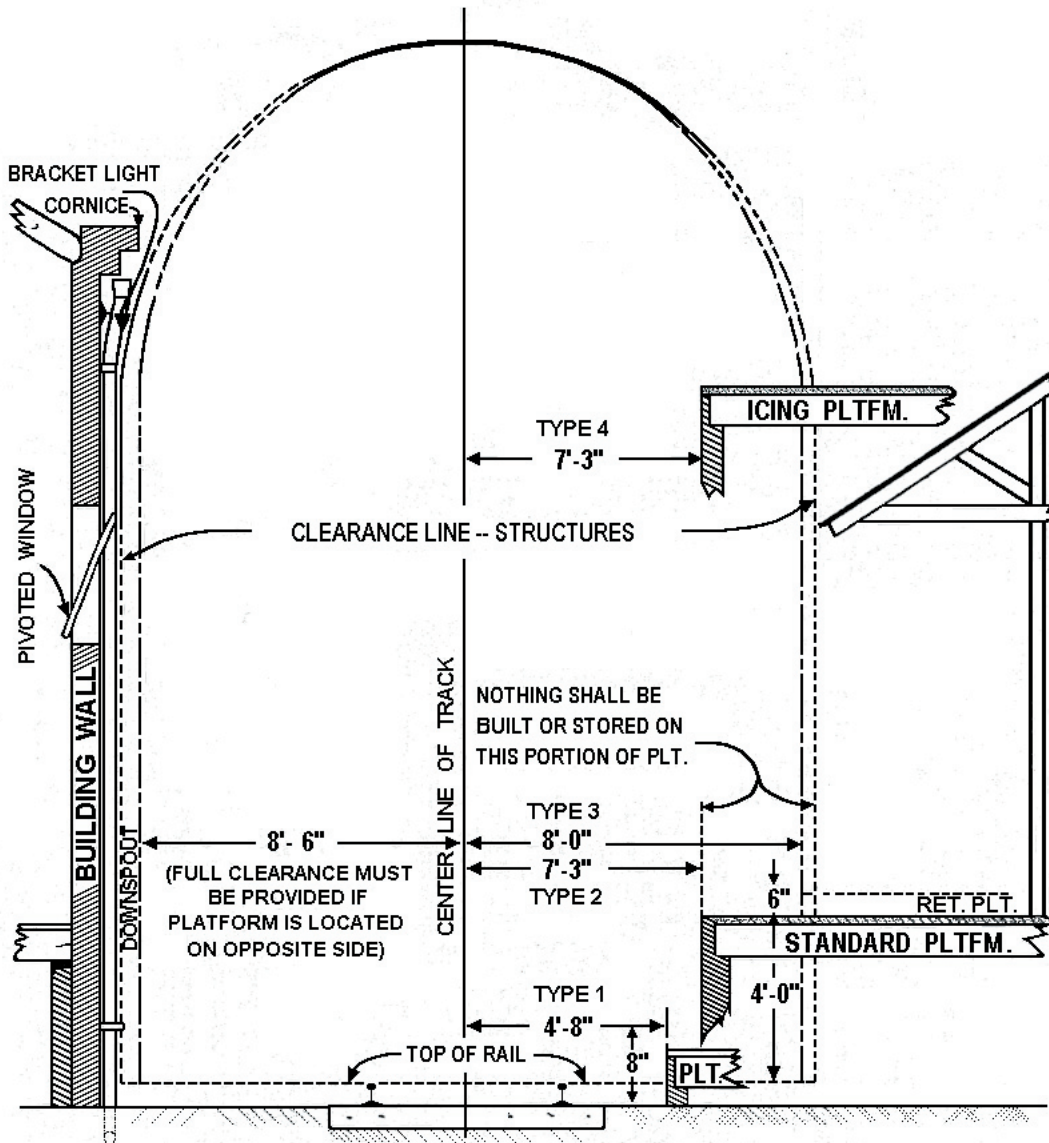
# Maintain Safe Clearances and Walkways

WAC 296-860-200

## Rule

WAC 296-860-20050 (Continued)

Illustration 2 – Minimum Side Clearances for Platforms



—Continued—



# Maintain Safe Clearances and Walkways

WAC 296-860-200

## Rule

WAC 296-860-20050 (Continued)

**Table 3 - Minimum Side Clearances for Bridges, Tunnels and Related Structures**

If your side clearance requirement involves	Then the minimum side clearance requirements between the track centerline and the bridge, tunnel or related structure are
Bridge and tunnel sides - lower section	8 feet
Bridge and tunnel sides - upper section	Defined by the half-circumference of a circle whose: <ul style="list-style-type: none"> <li>▪ Radius is 8 feet</li> <li>and</li> <li>▪ Center is located on a line perpendicular to the track's centerline and 14 feet 6 inches above the top of the highest rail</li> <li>▪ See Illustration 3.</li> </ul>
Related structures on bridges and in tunnels – lower section structures (or portions of them) that are no more than 4 feet above the top of the rail. For example: <ul style="list-style-type: none"> <li>• Refuge platforms on bridges and trestles</li> <li>• Water columns, oil columns, and block signals</li> <li>• Cattle chutes</li> </ul>	Defined by lines extending: <ul style="list-style-type: none"> <li>▪ 5 feet laterally from the track centerline to a point level with the top of the rail and then diagonally upward to another point 4 feet above the top of the rail</li> <li>and</li> <li>▪ 8 feet laterally from the track centerline to a point 4 feet above the top of the rail</li> <li>▪ See illustration 3A. The shaded portion of the illustration designates the area that must be free of refuge platforms, water columns, oil columns, block signals and cattle chutes.</li> </ul>
Hand rails and water barrels	7 feet 6 inches
Fences of cattle guards	6 feet 9 inches



**Exemption:**

- Except for handrail and water barrel clearances, the clearance requirements in Table 3 don't apply to bridge decks where railroad employees couple or uncouple cars on a switching lead unless the department approves them.

—Continued—





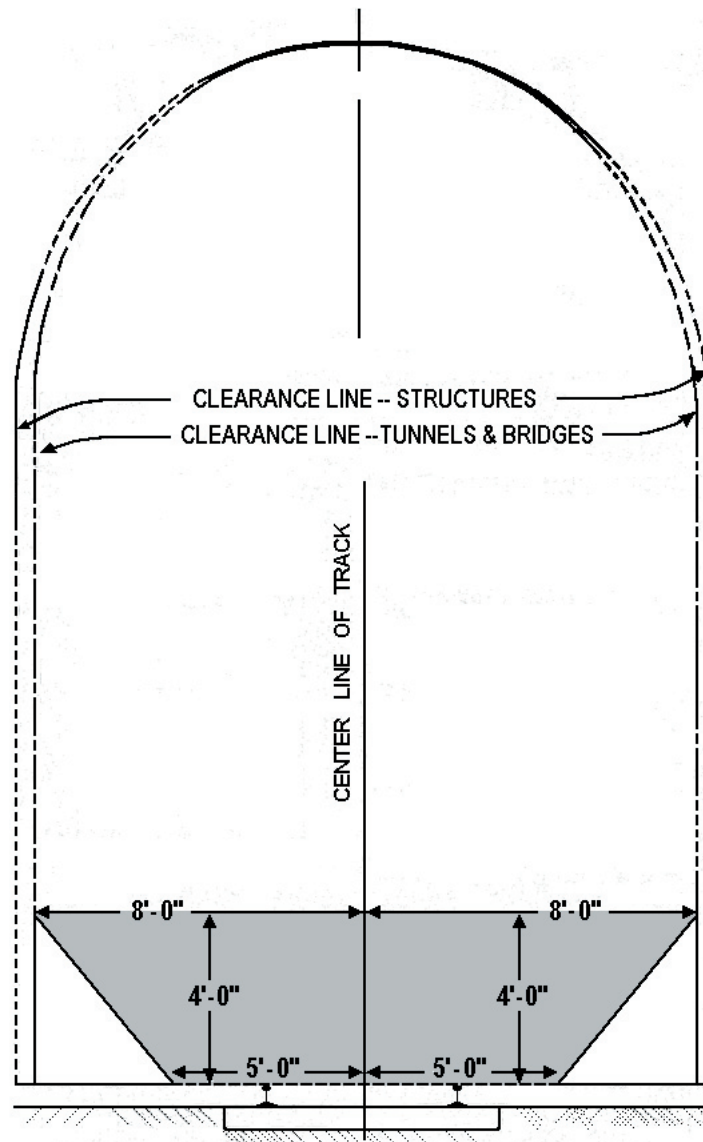
# Maintain Safe Clearances and Walkways

WAC 296-860-200

## Rule

WAC 296-860-20050 (Continued)

Illustration 3A – Minimum Side Clearances for Certain Structures in or on the Lower Sections of Bridges and Tunnels



—Continued—

# Maintain Safe Clearances and Walkways

WAC 296-860-200

## Rule

WAC 296-860-20050 (Continued)

**Table 4 - Other Minimum Side Clearance Requirements.\***

If your side clearance requirement involves	Then the minimum side clearance requirements from the track centerline are
<b>Type A</b> Engine house and car repair shop doors	7 feet 6 inches
<b>Type B</b> Interlocking mechanism, switch boxes, and other similar devices projecting no more than 4 feet above the top of the rail	3 feet
<b>Type C</b> Poles supporting trolley contact	8 feet 3 inches
<b>Type D</b> Signals and switch stands no more than 3 feet high and located between tracks where it isn't possible to allow other clearances required in this chapter	6 feet
<b>Type E</b> Signals and switch stands other than those described in Type B and Type D	8 feet
<b>Type F</b> Material, merchandise, inventory, storage bins or equipment stacked or stored on ground or platforms adjacent to tracks	8 feet 6 inches Note: This requirement doesn't apply to: <ul style="list-style-type: none"> <li>▪ Railroad maintenance operations</li> <li>▪ Emergency situations</li> <li>▪ Local conditions that make compliance impossible</li> </ul>
<b>Type G</b> Space adjacent to curved track.	Increased equal to tangent track clearances. As a general rule, side clearances on curved track should be increased 1-1/2" for each degree of curvature.

\*Table 4 doesn't have an accompanying illustration.



**Note:**

- The department must approve all minimum clearances for car pulling units and related structures.
- The requirements for filing a variance are located in the Safety and Health core rules and chapter 296-900 WAC, Administrative rules .



# Maintain Safe Clearances and Walkways

WAC 296-860-200

## Rule

WAC 296-860-20060

### Maintain clearances between tracks

#### You must

- Comply with the track clearance requirements in Table 5.

**Table 5 - Minimum Standard Gauge Track Clearances**

If your track clearance involves	Then the minimum clearance requirements between centerlines of standard gauge parallel tracks are
Main or passing tracks used for transporting cars, locomotives, motors, or like equipment	14 feet
Any tracks adjacent to main or passing tracks	15 feet
Team, house, or industry tracks	13 feet
Yard tracks	14 feet
Ladder and other tracks	20 feet



**Note:**

- The following illustration will help you understand the track clearance requirements discussed in this section and WAC 296-860-20080 regulating narrow gauge rail operations.

—Continued—

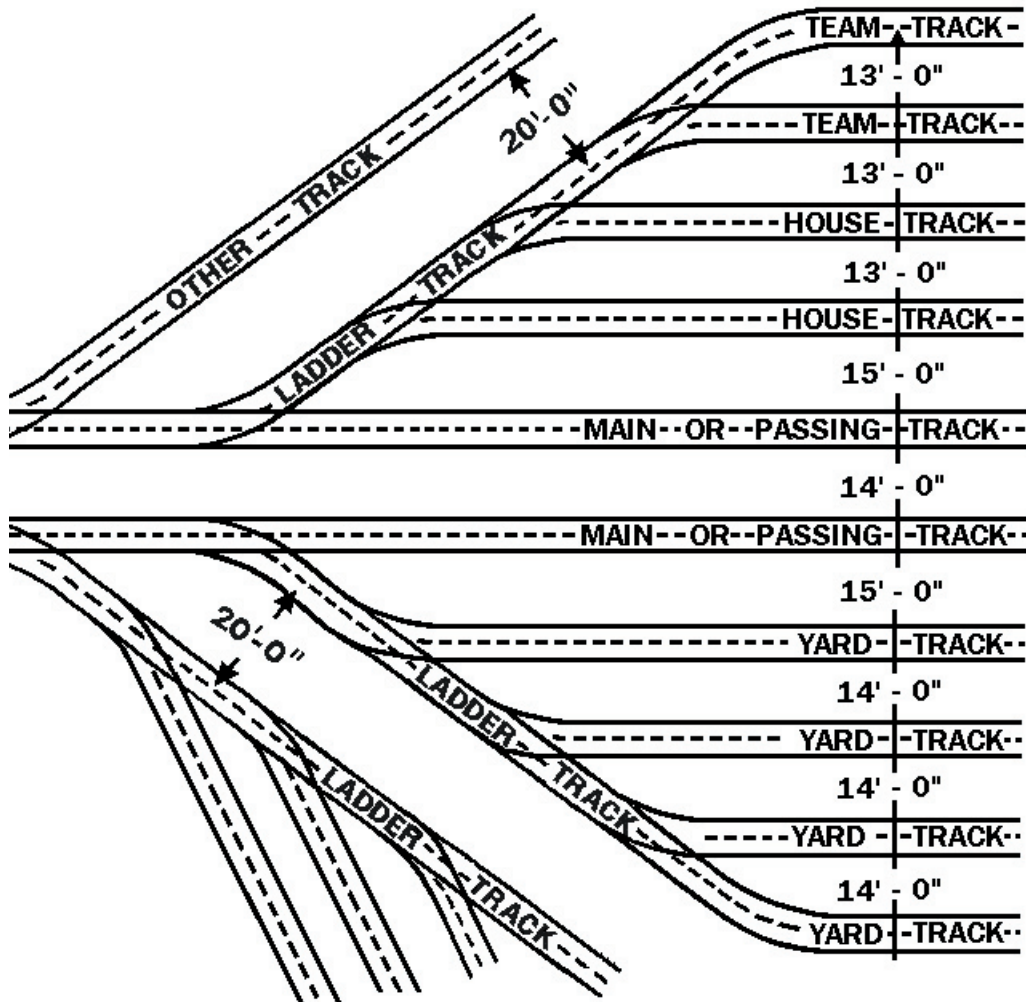
# Maintain Safe Clearances and Walkways

WAC 296-860-200

## Rule

WAC 296-860-20060 (Continued)

### Standard Gauge Track Clearances



Note:

- Existing tracks may be extended at clearances lawfully prescribed prior to the effective date of this order.

Railroad Clearances  
and Walkways



# Maintain Safe Clearances and Walkways

WAC 296-860-200

## Rule

WAC 296-860-20070

### Move excessive height or width rail car loads with care



Note:

- This section regulates rail cars whose dimensions exceed 10 feet 10 inches wide by 15 feet 6 inches high.

#### You must

- Make sure your yard supervisor is given advanced notice regarding the arrival of any excess height or width cars so they can safeguard any employees working in the yard.
- Make sure no one is allowed to ride on the:
  - Roof of any excessive height car
  - Side of any excessive width car
  - Side of any car with a load extending more than 5 feet 5 inches from the car's centerline.

WAC 296-860-20080

### Follow these requirements to conduct narrow gauge rail operations

#### You must

- Base your clearance measurements upon your widest narrow gauge cars.
- Make sure the distance between the cars and objects on narrow gauge track is equal to or greater than the distance required between 10 foot 10 inch wide cars and other cars or objects on standard gauge track.
- Comply with all other applicable requirements in this chapter.



# Railroad Clearances and Walkways in Private Rail Yards and Plants

WAC 296-860-300

## Definitions

WAC 296-860-300

**The following definitions apply to this chapter**

### **Car width**

Twice the distance from the centerline of a railroad car to its extreme outside part.

### **Common carrier**

All railroads, railroad companies, street railroads, street railroad companies, corporations, partnerships, persons, cities or towns that own, operate, manage, or control any public use enterprise within Washington State that transport people or property for hire.

### **Department**

The Washington State Department of Labor and Industries.

### **Emergency**

Any unforeseen occurrence that endangers life, limb, or property.

### **Icing platforms**

Structures used to ice, precool, heat, ventilate or service private railroad cars that handle commodities requiring these services.

### **Over-crossing**

Any point or place where a highway, road, or ramp carrying vehicular traffic crosses a private rail yard or track by passing above it.

### **Overhead clearance**

The perpendicular distance between the top of the highest rail and the lowest point of an overhead structure or obstruction.

—Continued—



# Railroad Clearances and Walkways in Private Rail Yards and Plants

WAC 296-860-300

## Definitions

WAC 296-860-300 (Continued)

### Private rail operation

A nonrailroad company operating railroad facilities, structures, tracks and equipment in the company's yard or plant. Chapter 296-860 WAC applies to:

- Any equipment, facility or structure owned or operated by the company and
- The construction and reconstruction of tracks or structures adjacent to any facility or structure owned or operated by the company.

### Railroad

Every public use railroad, other than street railroads, operated to transport people or property for hire. This definition also includes all bridges, ferries, tunnels, equipment, switches, spurs, tracks, stations, and terminal facilities of every kind that are used, operated, controlled, or owned by or in connection with any such public use railroad.

### Side clearance

The shortest distance between the centerline of a track and a structure or other track side obstructions such as downspouts, ladders, equipment, piles of material or inventory, etc.

### Track clearance

The shortest distance between the centerlines of adjacent railroad tracks.

### Walkways

Pathways located alongside or in the vicinity of a railroad track, or on a trestle or bridge, providing space so a private railroad employee can perform duties associated with the track, trestle, or bridge.



# Railroad Clearances and Walkways in Private Rail Yards and Plants

WAC 296-860-300

## Index

Index



### C

- Car width, 200-18
  - definition, 300-1
- Clearances, railroad
  - between tracks, 200-16-17
  - Minimum Side Clearance for Platforms – Table 2, 200-10
  - Minimum Side Clearances for Bridges, Tunnels, and Related Structures – Table 3, 200-12
  - Minimum Standard Gauge Track Clearances – Table 5, 200-16
  - Other Minimum Side Clearance Requirements – Table 4, 200-15
  - overhead, definition, 300-1
  - overhead, maintaining, 200-6-9
  - side, maintaining, 200-10-15
    - definition, 300-2
    - track, definition, 300-2
    - training employees, 200-2
    - warning signs, posting near tracks, 200-2

- Common carrier
  - definition, 300-1

### D

- Department
  - definition, 300-1

### E

- Emergency, 200-2-5
  - definition, 300-1
- Exemptions
  - general, 100-1
  - overhead clearances, 200-6-9
  - side clearances (Table 3), 200-12

### I

- Icing platforms
  - definition, 300-1

### L

- Loads, rail car, 200-18

### N

- Narrow gauge rail operations, clearances, 200-18

### O

- Over-crossing
  - definition, 300-1
- Overhead clearances
  - Minimum Overhead Clearances for Buildings, Structures, Tunnels, and Bridges – Table 1, 200-8
  - other, 200-6-9

### P

- Private rail operation
  - definition, 300-2

### R

- Radiation detectors, near tracks, 200 200-6
- Rail car loads, excessive height or width, 200- 18
- Railroad
  - definition, 300-2
- Rules, others that may apply, 100-2

### S

- Standard gauge track operations, clearances, 20060 (T Table able 5), 200-16

### T

- Training employees, 200-2

### W

- Walkways, 200-2-5
  - definition, 300-2
- Warning signs, posting near tracks
  - clearances approved before 4/3/61, 200-2
  - radiation detectors, 200-6

# Notes

---

# Railroad Clearances and Walkways in Private Rail Yards and Plants

WAC 296-860-300

## Statutory Authority

### WAC

#### **296-860-100 Scope.**

[Statutory Authority: 49.17.010, .040, .050. 02-17-106 (Order 00-17), § 296-860-100, filed 08/21/02, effective 10/01/02.]

#### **296-860-200 Maintain safe clearances and walkways.**

[Statutory Authority: 49.17.010, .040, .050. 02-17-106 (Order 00-17), § 296-860-200, filed 08/21/02, effective 10/01/02.]

#### **296-860-20010 Post warning signs and train employees about clearances approved before April 3, 1961.**

[Statutory Authority: 49.17.010, .040, .050. 02-17-106 (Order 00-17), § 296-860-20010, filed 08/21/02, effective 10/01/02.]

#### **296-860-20020 Construct and maintain rail yard walkways for employee safety.**

[Statutory Authority: 49.17.010, .040, .050. 02-17-106 (Order 00-17), § 296-860-20020, filed 08/21/02, effective 10/01/02.]

#### **296-860-20030 Install radiation detectors according to the manufacturer's specifications.**

[Statutory Authority: 49.17.010, .040, .050. 02-17-106 (Order 00-17), § 296-860-20030, filed 08/21/02, effective 10/01/02.]

#### **296-860-20040 Maintain overhead clearances.**

[Statutory Authority: 49.17.010, .040, .050. 02-17-106 (Order 00-17), § 296-860-20040, filed 08/21/02, effective 10/01/02.]

#### **296-860-20050 Maintain side clearances.**

[Statutory Authority: 49.17.010, .040, .050. 02-17-106 (Order 00-17), § 296-860-20050, filed 08/21/02, effective 10/01/02.]

#### **296-860-20060 Maintain clearances between tracks.**

[Statutory Authority: 49.17.010, .040, .050. 02-17-106 (Order 00-17), § 296-860-20060, filed 08/21/02, effective 10/01/02.]

#### **296-860-20070 Move excessive height or width rail car loads with care.**

[Statutory Authority: 49.17.010, .040, .050. 02-17-106 (Order 00-17), § 296-860-20070, filed 08/21/02, effective 10/01/02.]

#### **296-860-20080 Follow these requirements to conduct narrow gauge rail operations.**

[Statutory Authority: 49.17.010, .040, .050. 02-17-106 (Order 00-17), § 296-860-20080, filed 08/21/02, effective 10/01/02.]

#### **296-860-300 Definitions.**

[Statutory Authority: 49.17.010, .040, .050. 02-17-106 (Order 00-17), § 296-860-300, filed 08/21/02, effective 10/01/02.]