

# Chapter 296-45 WAC

## Safety Standards for Electric Power Generation, Transmission, and Distribution

(Form Number 414-032-000)

This book contains rules for Safety Standards for Electric Power Generation, Transmission, and Distribution, as adopted under the Washington Industrial Safety and Health Act of 1973 (Chapter 49.17 RCW).

The new issue date of this book is January 1, 2025. A brief promulgation history, set within brackets at the end of this chapter, gives statutory authority, administrative order of promulgation, and date of adoption of filing.

### TO RECEIVE E-MAIL UPDATES:

Sign up at:

- [https://public.govdelivery.com/accounts/WADLI/subscriber/new?topic\\_id=WADLI\\_19](https://public.govdelivery.com/accounts/WADLI/subscriber/new?topic_id=WADLI_19)

### TO PRINT YOUR OWN PAPER COPY OR TO VIEW THE RULE ONLINE:

- <https://www.lni.wa.gov/safety-health/safety-rules/chapter-pdfs/WAC296-45.pdf>

### DOSH CONTACT INFORMATION:

- **Physical address:**  
7273 Linderson Way  
Tumwater, WA 98501-5414  
(Located off I-5 Exit 101 south of Tumwater.)
- **Mailing address:**  
DOSH Standards and Information  
PO Box 44620  
Olympia, WA 98504-4620
- Information telephone number: 1-800-423-7233
- For all L&I Contact information, visit <https://www.lni.wa.gov/agency/contact/>

Also available on the DOSH website <https://www.lni.wa.gov/Safety-Health/>

- |   |  |
|---|--|
| • DOSH Core Rules                               | • Rules and Hearings                           |
| • Other General Workplace Safety & Health Rules | • Newly Adopted Rules and New Rule Information |
| • Industry and Task-Specific Rules              | • DOSH Directives (DD's)                       |

---

## Chapter 296-45 WAC

### Safety Standards for Electric Power Generation, Transmission, and Distribution

WAC 296-45-005 Electrical workers safety rules-Foreword.....	1
WAC 296-45-015 Scope and application.....	1
WAC 296-45-025 Variances. ....	4
WAC 296-45-035 Definitions.....	4
WAC 296-45-045 NESC applicable.....	12
WAC 296-45-055 Employer's responsibility. ....	13
WAC 296-45-065 Training. ....	13
WAC 296-45-067 Information transfer.....	15
WAC 296-45-075 Employer's safety program.....	17
WAC 296-45-085 Leadworker's responsibility.....	17
WAC 296-45-095 Leadworker-employee responsibility.....	18
WAC 296-45-105 Work required of leadworkers. ....	18
WAC 296-45-115 Employee's responsibility.....	19
WAC 296-45-125 Medical services and first aid. ....	20
WAC 296-45-135 Job briefing.....	21
WAC 296-45-175 Hazardous energy control (lockout/tagout) procedures.....	22
WAC 296-45-17505 Lockout/tagout (hazardous control) program.....	22
WAC 296-45-17510 Retraining.....	25
WAC 296-45-17515 Protective materials and hardware.....	25
WAC 296-45-17520 Energy isolation.....	26
WAC 296-45-17525 Notification.....	26
WAC 296-45-17530 Lockout/tagout application. ....	26
WAC 296-45-17535 Releasing stored energy. ....	27
WAC 296-45-17540 Release from lockout/tagout.....	27
WAC 296-45-17545 Temporary removal of lockout/tagout.....	28
WAC 296-45-17550 Group lockout/tagout. ....	28
WAC 296-45-17555 Shift changes. ....	29
WAC 296-45-17560 Outside servicing personnel.....	29
WAC 296-45-17565 Central system operator.....	29

## Electric Power Generation, Transmission, and Distribution

---

WAC 296-45-195 Trenching and excavation.....	30
WAC 296-45-205 Enclosed spaces. ....	30
WAC 296-45-215 Underground electrical installations. ....	32
WAC 296-45-225 Underground residential distribution (URD).....	35
WAC 296-45-255 Protective equipment. ....	37
WAC 296-45-25505 Personal protective equipment.....	38
WAC 296-45-25510 Fall protection.....	39
WAC 296-45-275 Ladders, platforms, and manhole steps. ....	44
WAC 296-45-285 Hand and portable powered tools. ....	45
WAC 296-45-295 Gasoline engine power chain saws.....	47
WAC 296-45-305 Live line tools.....	49
WAC 296-45-315 Materials handling and storage. ....	50
WAC 296-45-325 Working on or near exposed energized parts. ....	51
WAC 296-45-335 Deenergizing lines and equipment for employee protection.....	60
WAC 296-45-345 Grounding for the protection of employees. ....	64
WAC 296-45-355 Underground grounding. ....	65
WAC 296-45-365 Testing and test facilities.....	66
WAC 296-45-375 Mechanical equipment, including aerial manlift equipment. ....	69
WAC 296-45-385 Overhead lines.....	72
WAC 296-45-455 Line-clearance tree-trimming operations.....	76
WAC 296-45-45505 Brush chippers. ....	77
WAC 296-45-45510 Sprayers and related equipment. ....	77
WAC 296-45-45515 Stump cutters. ....	77
WAC 296-45-45520 Backpack power units for use in pruning and clearing. ....	77
WAC 296-45-45525 Rope. ....	78
WAC 296-45-45530 Fall protection.....	78
WAC 296-45-465 Communication facilities. ....	78
WAC 296-45-475 Substations.....	79
WAC 296-45-485 Power generation. ....	82
WAC 296-45-48505 Interlocks and other safety devices. ....	82
WAC 296-45-48510 Changing brushes. ....	82
WAC 296-45-48515 Access and working space. ....	82
WAC 296-45-48520 Guarding of rooms containing electric supply equipment. ....	83

## Electric Power Generation, Transmission, and Distribution

---

WAC 296-45-48525	Guarding of energized parts. ....	83
WAC 296-45-48530	Water or steam spaces.....	84
WAC 296-45-48535	Chemical cleaning of boilers and pressure vessels.....	84
WAC 296-45-48540	Chlorine systems.....	85
WAC 296-45-48545	Boilers. ....	85
WAC 296-45-48550	Turbine generators. ....	86
WAC 296-45-48555	Coal and ash handling.....	86
WAC 296-45-48560	Hydroplants and equipment.....	87
WAC 296-45-525	Special conditions.....	88
WAC 296-45-52505	Capacitors.....	88
WAC 296-45-52510	Current transformer secondaries.....	88
WAC 296-45-52515	Series streetlighting.....	88
WAC 296-45-52520	Illumination.....	88
WAC 296-45-52525	Protection against drowning.....	88
WAC 296-45-52530	Employee protection in public work areas.....	89
WAC 296-45-52535	Backfeed.....	89
WAC 296-45-52540	Lasers.....	89
WAC 296-45-52545	Hydraulic fluids.....	89
WAC 296-45-52550	Foreign attachments and placards.....	89
WAC 296-45-545	Trolley maintenance, jumpering or bypassing.....	90
WAC 296-45-675	Rotorcraft/helicopter for power distribution and transmission line installation, construction and repair--Scope.....	91
WAC 296-45-67503	Definitions.....	91
WAC 296-45-67504	Operating certification.....	92
WAC 296-45-67506	Personnel.....	93
WAC 296-45-67508	Hazard analysis and job briefing.....	93
WAC 296-45-67513	Personal protective equipment (PPE).....	94
WAC 296-45-67515	Wearing apparel.....	94
WAC 296-45-67517	Loose gear and objects.....	94
WAC 296-45-67519	Landing zones.....	94
WAC 296-45-67521	Pilot's responsibility.....	95
WAC 296-45-67522	Cargo Hooks.....	95
WAC 296-45-67523	Hooking and unhooking loads.....	95

## Electric Power Generation, Transmission, and Distribution

---

WAC 296-45-67525 Static charge.....	96
WAC 296-45-67527 Line stringing.....	96
WAC 296-45-67529 Visibility.....	97
WAC 296-45-67531 Communication.....	97
WAC 296-45-67533 Helicopter operation.....	97
WAC 296-45-67536 Helicopter work tasks.....	98
WAC 296-45-67537 Sling and rigging. ....	100
WAC 296-45-67541 Fires.....	100
WAC 296-45-67545 Refueling operations. ....	100
WAC 296-45-900 Appendices. Nonmandatory. ....	102
WAC 296-45-902 Appendix A--Working on exposed energized parts. ....	102
WAC 296-45-903 Appendix B--Protection from step and touch potentials—Nonmandatory .....	126
WAC 296-45-905 Appendix C--Methods of inspecting and testing wood poles-- Nonmandatory .....	149
WAC 296-45-906 Appendix D--Protection from flames and electric arcs-- Nonmandatory. ....	140
WAC 296-45-907 Appendix E--Work-positioning equipment inspection guidelines- Nonmandatory.....	155
WAC 296-45-908 Appendix F--Other Applicable safety and health Washington administrative codes.....	157
WAC 296-45-909 Appendix G--Flow chart--Nonmandatory.....	160
WAC 296-45-910 Appendix H--Reference documents. ....	161

## ***WAC 296-45-005 Electrical workers safety rules-Foreword.***

The purpose of this chapter is to make the workplace of electrical employees as free from recognized hazards as reasonably possible. Following these rules may sometimes require that employee safety receive a higher priority than speed and work performance. These rules exist to provide employee safety, so employees are expected, in good faith, to follow the provisions of this chapter. This chapter is not intended to be a complete job description nor is it expected that the chapter covers every hazard that an employee may encounter. When a hazard exists that is not covered by this chapter, the leadworker and employees are expected, in good faith, to mutually discuss the hazard and agree how to perform the work with the greatest degree of safety.

The department of labor and industries is the sole and paramount administrative agency responsible for the administration and interpretation of this chapter and the Washington Industrial Safety and Health Act of 1973. If there exists a question as to the meaning of any provision of this chapter, such question must first be directed to the department of labor and industries and its authorized representatives.

Experience has proven that the majority of injuries and deaths are preventable. Most injuries and deaths are not due to defective equipment but are due to failure on the part of the employees and those in authority to observe safety rules and failure to use safety devices. In the last analysis, this chapter is a compilation of experience and common sense. Electrical safety requires that the work be properly planned, executed by the use of good judgment and under the direction of intelligent supervision.

## ***WAC 296-45-015 Scope and application.***

- (1) This chapter covers the operation, maintenance, and construction of electric power generation, control, transformation, transmission, and distribution lines and equipment. These provisions apply to:

- (a) Power generation, transmission, and distribution installations, including related equipment for the purpose of communication or metering, which are accessible only to qualified electrical employees;

**Note:** The types of installations covered by this chapter include the generation, transmission, and distribution installations of electric utilities, as well as equivalent installations of industrial establishments. Trolley maintenance, jumpering, and bypass is also covered by this chapter. Supplementary electric generating equipment that is used to supply a workplace for emergency, standby, or similar purposes only is covered under Part L of chapter [296-24](#) WAC and WAC [296-800](#)-280.

- (b) Other installations at an electric power generating station, as follows:
- (i) Fuel and ash handling and processing installations, such as coal conveyors;
  - (ii) Water and steam installations, such as penstocks, pipelines, and tanks, providing a source of

energy for electric generators; and

- (iii) Chlorine and hydrogen systems.
- (c) Test sites where electrical testing involving temporary measurements associated with electric power generation, transmission, and distribution is performed in laboratories, in the field, in substations, and on lines, as opposed to metering, relaying, and routine line work;
- (d) Work on or directly associated with the installations covered in subsections (1)(a) through (c) of this section; and
- (e) Line-clearance tree-trimming operations, as follows:
  - (i) This chapter except WAC 296-45-455, applies to line-clearance tree-trimming operations performed by qualified electrical employees (those who are knowledgeable in the construction and operation of electric power generation, transmission, or distribution equipment involved, along with the associated hazards).
  - (ii) WAC 296-45-065, 296-45-067, 296-45-125, 296-45-135, 296-45-255, 296-45-315, 296-45-375, and 296-45-455 through 296-45-45530 apply to line-clearance tree-trimming operations performed by line-clearance tree trimmers who are not qualified electrical employees.
- (2) Notwithstanding subsection (1) of this section, this chapter does not apply to electrical installations, electrical safety-related work practices, or electrical maintenance considerations covered by Part L of chapter [296-24](#) WAC and WAC [296-800](#)-280.

**Note 1:** Work practices conforming to WAC [296-24](#)-970 through [296-24](#)-985 are considered as complying with the electrical safety-related work practice requirements of this chapter, provided the work is being performed on a generation or distribution installation meeting WAC [296-24](#)-95601 through [296-24](#)-95699. This chapter also applies to work by qualified electrical employees directly on or associated with installations of electric power generation, transmission, and distribution lines or equipment, regardless of compliance with WAC [296-24](#)-970 through [296-24](#)-985.

**Note 2:** Work practices performed by qualified electrical employees and conforming to this chapter are considered as complying with WAC 296-24-95601 through 296-24-95699.
- (3) This section applies in addition to all other applicable safety and health standards administered by the department. Specific references in this section to other standards are provided for emphasis only.
- (4) Operation, conditions, work methods and other work related situations or activities not specifically covered by this chapter are subject to the rules and regulations of chapter [296-24](#) WAC General safety and health standards; chapter [296-27](#) WAC Recordkeeping and reporting; chapter [296-32](#)-WAC Safety standards for telecommunications; chapter [296-62](#) WAC General occupational health standards; chapter [296-155](#) WAC Safety standards for construction work; chapter [296-800](#) WAC Safety and health core rules; and, insofar as applicable to employee safety and health, chapter 19.29 RCW. Additionally, operations, conditions, work methods and other work related situations or

activities may be subject to additional rules and regulations depending upon the nature of the work being performed.

- (5) These rules do not apply to the use of existing electrical installations during their lifetime, provided they are maintained in good condition and in accordance with the applicable safety factor requirements and the rules in effect at the time they were installed, and provided that reconstruction conforms to the rules as herein provided.
- (6) Any rule, regulation or standard contained within this chapter, if subject to interpretation, must be interpreted to achieve employee safety, which is the ultimate purpose of this chapter.
- (7) Should a rule or standard contained within this chapter conflict, in any manner, with a standard or rule contained within any other chapter of Title 296 WAC the standard or rule contained herein applies so long as the work being done is power generation, transmission, and distribution installations, including related equipment for the purpose of communication or metering, which are accessible only to qualified electrical employees. If there are rules within this chapter that conflict, the rule that provides the greatest employee safety will apply.
- (8) Neither the promulgation of these rules, nor anything contained in these rules will be construed as affecting the relative status or civil rights or liabilities between employers and their employees and/or the employees of others and/or the public generally; nor will the use herein of the words “duty” and “responsibility” or either, import or imply liability other than provided for in the industrial insurance and safety laws of the state of Washington, to any person for injuries due to negligence predicated upon failure to perform or discharge any such “duty” or “responsibility,” but failure on the part of the employees, leadworker, or employer to comply with any compulsory rule may be cause for the department of labor and industries to take action in accordance with the industrial insurance and safety laws.
- (9) “Must” as used in this chapter make the provisions mandatory. **Should, may, or it is recommended**, are used to indicate the provisions are not mandatory but are recommended.
- (10) If any section, subsection, phrase, or provisions of this chapter or part thereof should be held invalid by any court for any reason, such invalidity will not in any way affect the validity of the remainder of this chapter, unless such decision renders the remainder of the provision unintelligible, or changes the meaning of such other provision or provisions.
- (11) When the language used in this chapter indicates that it is the responsibility, duty, or obligation of the leadworker or other employee, it must also be the employer's responsibility, obligation, and duty.
- (12) Whenever this chapter refers to the provisions of another safety and health standard or statute affecting safety and health, such reference refers to the statute or code in effect at the time the work is being performed.



## **WAC 296-45-025 Variances.**

Under certain circumstances, an employer may obtain a variance from the director of the department of labor and industries or an authorized representative. Until such time as a variance is granted, the employer and employees must comply with the mandatory provisions of this chapter. The procedure and requirements for variances are found in chapter [296-900](#) WAC, Administrative rules.

## **WAC 296-45-035 Definitions.**

These definitions apply to chapter 296-45 WAC.

**Aerial manlift equipment.** Equipment such as extended towers, boom-mounted cages or baskets, and truck-mounted ladders, that is primarily designed to place personnel and equipment aloft to work on elevated structures and equipment.

**Affected employee.** An employee whose job requires him or her to operate or use a machine or equipment on which servicing or maintenance is being performed under lockout or tagout, or whose job requires him or her to work in an area in which such servicing or maintenance is being performed.

**Apprentice.** An employee who is being trained to be journey level.

**Approved.** Meets or exceeds the recognized standards of safety within the industry.

**Approved protectors.** Gloves worn over rubber insulating gloves which are of such material or substance and so constructed as to protect the rubber gloves from abrasions, lacerations, or other physical damage which might otherwise occur to rubber gloves. Approved protectors must conform to the standards which are recognized by the industry.

**Attendant.** An employee assigned to remain immediately outside the entrance to an enclosed or other space to render assistance as needed to employees inside the space.

**Authorized employee.** An employee who locks out or tags out machines or equipment in order to perform servicing or maintenance on that machine or equipment. An affected employee becomes an authorized employee when that employee's duties include performing servicing or maintenance covered under this section.

**Automatic reclosing device.** A self-controlled device for interrupting and reclosing an alternating current circuit with a predetermined sequence of opening and reclosing followed by resetting, hold-closed, or lockout operation.

**Barricade.** A physical obstruction such as tapes, cones, or A-frame type wood or metal structures intended to provide a warning about and to limit access to a hazardous area.

**Barrier.** A physical obstruction which is intended to prevent contact with energized lines or equipment or to prevent unauthorized access to a work area.

**Bond.** The electrical interconnection of conductive parts designed to maintain a common electrical potential.

**Bus.** A conductor or a group of conductors that serve as a common connection for two or more circuits.

**Bushing.** An insulating structure, including a through conductor or providing a passageway for such a conductor, with provision for mounting on a barrier, conducting or otherwise, for the purposes of insulating the conductor from the barrier and conducting current from one side of the barrier to the other.

**Cable.** A conductor with insulation, or a stranded conductor with or without insulation and other coverings (single-conductor cable), or a combination of conductors insulated from one another (multiple-conductor cable).

**Cable sheath.** A conductive protective covering applied to cables.

**Note:** A cable sheath may consist of multiple layers of which one or more is conductive.

**Circuit.** A conductor or system of conductors through which an electric current is intended to flow.

**Clearance (between objects).** The clear distance between two objects measured surface to surface.

**“Clearance” (for work)** - Authorization to perform specified work or permission to enter a restricted area.

**Communication lines.** (See “Lines, communication.”)

**Conductor.** A material, usually in the form of a wire, cable, or bus bar, used for carrying an electric current.

**Contract employer.** An employer, other than a host employer, that performs work covered by this chapter under contract.

**Covered conductor.** A conductor covered with a dielectric having no rated insulating strength or having a rated insulating strength less than the voltage of the circuit in which the conductor is used.

**Current-carrying part.** A conducting part intended to be connected in an electric circuit to a source of voltage. Noncurrent-carrying parts are those not intended to be so connected.

**Deenergized.** Free from any electrical connection to a source of potential difference and from electric charge; not having a potential difference from that of the earth.

**Note:** The term is used only with reference to current-carrying parts, which are sometimes energized (alive).

**Designated employee.** A person who is designated by the employer to perform specific duties under the terms of this chapter and who is knowledgeable in the construction and operation of the equipment and the hazards involved.

**Note:** Considering an employee to be a designated employee will depend on various circumstances in the workplace, on the level of training they have received, and the proficiency demonstrated by the employee with the tasks required of the job.

**Electric line truck.** Any vehicle used to transport employees, tools, and material, which serves as a traveling workshop for electric power line construction and maintenance work. It may be equipped with a boom and auxiliary equipment for setting poles, digging holes, and elevating material and/or workers.

**Electric supply equipment.** Equipment that produces, modifies, regulates, controls, or safeguards a supply of electric energy.

**Electric supply lines.** (See “Lines, electric supply.”)

**Emergency.** An unforeseen occurrence endangering life, limb, or property.

**Enclosed.** Surrounded by a case, cage, fence or otherwise which will protect the contained equipment and prevent accidental contact of a person with live parts.

**Enclosed space.** A working space, such as a manhole, vault, tunnel, or shaft, that has a limited means of egress or entry, that is designed for periodic employee entry under normal operating conditions, and that under normal conditions does not contain a hazardous atmosphere, but that may contain a hazardous atmosphere under abnormal conditions.

**Note:** Spaces that are enclosed but not designed for employee entry under normal operating conditions are not considered to be enclosed spaces for the purposes of this section. Similarly, spaces that are enclosed and that are expected to contain a hazardous atmosphere are not considered to be enclosed spaces for the purposes of this section. Such spaces meet the definition of permit spaces in chapter [296-809](#) WAC, Confined spaces, and entry into them must be performed in accordance with that standard.

**Energized (alive, live).** Electrically connected to a source of potential difference, or electrically charged so as to have a potential significantly different from that of earth in the vicinity.

**Energy isolating device.** A physical device that prevents the transmission or release of energy, including, but not limited to, the following: A manually operated electric circuit breaker, a disconnect switch, a manually operated switch, a slide gate, a slip blind, a line valve, blocks, and any similar device with a visible indication of the position of the device. (Push buttons, selector switches, and other control-circuit-type devices are not energy isolating devices.)

**Energy source.** Any electrical, mechanical, hydraulic, pneumatic, chemical, nuclear, thermal, or other energy source that could cause injury to personnel.

**Entry** (as used in WAC 296-45-205 of this chapter). The action by which a person passes through an opening into an enclosed space. Entry includes ensuring work activities in that space and is considered to have occurred as soon as any part of the entrant’s body breaks the plane of an opening into the space.

**Equipment (electric).** A general term including material, fittings, devices, appliances, fixtures, apparatus, and the like used as part of or in connection with an electrical installation.

**Exposed.** Not isolated or guarded.

**Fall restraint system.** A fall protection system that prevents the user from falling any distance.

**Fault current.** The current that flows in an electrical system because of a defect in the circuit induced accidentally or otherwise.

**First-aid training.** Training in the initial care, including cardiopulmonary resuscitation (which includes chest compressions, rescue breathing, and, as appropriate, other heart and lung resuscitation techniques), performed by a person who is not a medical practitioner, of a sick or injured person until definitive medical treatment can be administered.

**Fixed ladder.** A ladder that is permanently secured to a structure.

**Ground.** A conducting connection, whether intentional or accidental, between an electric circuit or equipment and the earth, or to some conducting body that serves in place of the earth.

**Grounded.** Connected to earth or to some conducting body that serves in place of the earth.

**Grounded system.** A system of conductors in which at least one conductor or point (usually the middle wire, or neutral point of transformer or generator windings) is intentionally grounded either solidly or through a current-limiting device (not a current-interrupting device).

**Groundperson.** A member of crew working on ground under direction of a leadworker.

**Guarded.** Covered, fenced, enclosed, or otherwise protected, by means of suitable covers or casings, barrier rails or screens, mats, or platforms, designed to prevent the possibility, under normal conditions, of dangerous approach or accidental contact by persons or objects.

**Note:** Wires which are insulated, but not otherwise protected, are not considered as guarded.

**Hazardous atmosphere.** An atmosphere that may expose employees to the risk of death, incapacitation, impairment of ability to self-rescue (that is, escape unaided from an enclosed space), injury, or acute illness from one or more of the following causes:

- (a) Flammable gas, vapor, or mist in excess of 10 percent of its lower flammable limit (LFL);
- (b) Airborne combustible dust at a concentration that meets or exceeds its LFL;

**Note:** This concentration may be approximated as a condition in which the dust obscures vision at a distance of 5 feet (1.52 m) or less;

- (c) Atmospheric oxygen concentration below 19.5 percent or above 23.5 percent;
- (d) Atmospheric concentration of any substance for which a dose or a permissible exposure limit is published in chapter [296-62](#) WAC, Part L, or in chapter [296-62](#) WAC, toxic and hazardous substances, and which could result in employee exposure in excess of its dose or permissible exposure limit;

**Note:** An atmospheric concentration of any substance that is not capable of causing death, incapacitation, impairment of ability to self-rescue, injury, or acute illness due to its health effects is not covered by this provision.

- (e) Any other atmospheric condition that is “immediately dangerous to life or health” (IDLH).

**High-power tests.** Tests in which fault currents, load currents, magnetizing currents, and line-dropping currents are used to test equipment, either at the equipment's rated voltage or at lower voltages.

**High-voltage tests.** Tests in which voltages of approximately 1000 volts are used as a practical minimum and in which the voltage source has sufficient energy to cause injury.

**High wind.** A wind of such velocity that the following hazards would be present:

- (a) An employee would be exposed to being blown from elevated locations; or
- (b) An employee or material handling equipment could lose control of material being handled; or
- (c) An employee would be exposed to other hazards not controlled by the standard involved.

**Note:** Winds exceeding 40 miles per hour (64.4 kilometers per hour, or 30 miles per hour (48.3 kilometers per hour) if material handling is involved, are normally considered as meeting this criteria unless precautions are taken to protect employees from the hazardous effects of the wind.

**Host employer.** An employer that operates, or that controls the operating procedures for, an electric power generation, transmission, or distribution installation on which a contract employer is performing work covered by this chapter.

**Note:** The division of occupational safety and health (DOSH) will treat the electric utility or the owner of the installation as the host employer if it operates or controls operating procedures for the installation. If the electric utility or installation owner neither operates nor controls operating procedures for the installation, DOSH will treat the employer that the utility or owner has contracted with to operate or control the operating procedures for the installation as the host employer. In no case will there be more than one host employer.

**IDLH.** Any condition that poses an immediate or delayed threat to life or that would cause irreversible adverse health effects or that would interfere with an individual's ability to escape unaided from a permit space.

**Note:** Some materials (hydrogen fluoride gas and cadmium vapor, for example) may produce immediate transient effects that, even if severe, may pass without medical attention, but are followed by sudden, possibly fatal collapse twelve to seventy-two hours after exposure. The victim “feels normal” from recovery from transient effects until collapse. Such materials in hazardous quantities are considered to be “immediately” dangerous to life or health.

**Note:** For air contaminants for which DOSH has not determined a dose or permissible exposure limit, other sources of information, such as safety data sheets that comply with the hazard communication program, WAC [296-901-140](#), published information, and internal documents can provide guidance in establishing acceptable atmospheric conditions.

**Insulated.** Separated from other conducting surfaces by a dielectric (including air space) offering a high resistance to the passage of current.

**Note:** When any object is said to be insulated, it is understood to be insulated for the conditions to which it is normally subjected. Otherwise, it is, within the purpose of this section, uninsulated.

**Insulation (cable).** That which is relied upon to insulate the conductor from other conductors or conducting parts or from ground.

**Insulation shielding.** An envelope which encloses the insulation of a cable and provides an equipotential surface in contact with cable insulation.

**Isolated.** An object that is not readily accessible to persons unless special means of access are used.

**Leadworker.** The person directly in charge of workers doing the work, regardless of title.

**Line-clearance tree trimmer.** An employee who, through related training or on-the-job experience or both, is familiar with the special techniques and hazards involved in line-clearance tree trimming.

**Note 1:** An employee who is regularly assigned to a line-clearance tree-trimming crew and who is undergoing on-the-job training and who, in the course of such training, has demonstrated an ability to perform duties safely at his or her level of training and who is under the direct supervision of a line-clearance tree trimmer is considered to be a line-clearance tree trimmer.

**Note 2:** A line-clearance tree trimmer is not considered to be a “qualified electrical employee” under this section unless they have the training required for a qualified electrical employee under WAC 296-45-065. However, under the electrical safety-related work practices standard, a line-clearance tree trimmer is considered to be a “qualified employee.” Tree trimming performed by such “qualified employees” is not subject to the electrical safety-related work practice requirements contained in WAC [296-24-970](#). (See also the note following WAC [296-24-970](#) for information regarding the training an employee must have to be considered a qualified employee.)

**Line-clearance tree trimming.** The pruning, trimming, repairing, maintaining, removing, or clearing of trees or the cutting of brush that is within the following distance of electric supply lines and equipment:

- (a) For voltages to ground of 50 kilovolts or less - 3.05 meters (10 feet);
- (b) For voltages to ground of more than 50 kilovolts - 3.05 meters (10 feet) plus 0.10 meters (4 inches) for every 10 kilovolts over 50 kilovolts.

**Lines.**

- (a) **Communication lines.** The conductors and their supporting or containing structures which are used for public or private signal or communication service, and which operate at potentials not exceeding 400 volts to ground or 750 volts between any two points of the circuit, and the transmitted power of which does not exceed 150 watts. If the lines are operating at less than 150 volts, no limit is placed on the transmitted power of the system. Under certain conditions,

communication cables may include communication circuits exceeding these limitations where such circuits are also used to supply power solely to communication equipment.

**Note:** Telephone, telegraph, railroad signal, data, clock, fire, police alarm, cable television, and other systems conforming with this definition are included. Lines used for signaling purposes, but not included under this definition, are considered as electric supply lines of the same voltage.

- (b) **Electric supply lines.** Conductors used to transmit electric energy and their necessary supporting or containing structures. Signal lines of more than 400 volts are always supply lines within this section, and those of less than 400 volts are considered as supply lines, if so run and operated throughout.

**Live-line tools and ropes.** Tools and ropes specifically designed for work on energized high voltage lines and equipment.

**Load-break elbow.** A connector designed to close and interrupt current on energized circuits within the design current and voltage rating.

**Manhole.** A subsurface enclosure which personnel may enter and which is used for the purpose of installing, operating, and maintaining submersible equipment or cable.

**Manhole steps.** A series of steps individually attached to or set into the walls of a manhole structure.

**May and should or it is recommended.** These terms are used to indicate the provisions are not mandatory but are recommended.

**Minimum approach distance.** The closest distance an employee is permitted to approach an energized or a grounded object.

**Must.** As used in this chapter make the provisions mandatory.

**Network system.** An electrical installation fed from multiple primary sources directly associated with area-wide secondary network connected into a common grid.

**Neutral.** A system in which one conductor is used as the neutral for one or more circuits; one conductor may be used as the neutral for both primary and secondary circuits of a distribution system.

**Personal fall arrest system.** A system used to arrest an employee in a fall from a working level.

**Pole.** Any device used to support a power distribution or transmission line. The pole may be made of any substance including wood, concrete, metal, is usually cylindrical in shape and comparatively slender. It is the upright standard to which is affixed part of the power distribution and transmission line system as defined in this chapter.

**Power dispatcher. (load dispatcher or system operator).** A person who has been designated by the employer as having authority over switching and clearances of high voltage lines and station equipment.

**Protective devices.** Devices such as rubber gloves, rubber blankets, line hose, rubber boots, or other insulating devices, which are specifically designed for the protection of employees.

**Qualified electrical employee.** A person who is familiar and knowledgeable in the construction and operation of the electric power generation, transmission, and distribution equipment involved, and such lines and/or equipment that concerns his/her position and who is fully aware of the hazards connected therewith, or, one who has passed a journey status examination for the particular branch of the electrical trades with which he/she be connected.

**Notes:**

- An employee must have the training required by WAC 296-45-065 in order to be considered a qualified electrical employee.
- An employee who is undergoing on-the-job training (an apprentice) who, in the course of such training, has demonstrated an ability to perform duties safely at his or her level of training and who is under the direct supervision of a qualified electrical employee is considered to be a qualified electrical employee for the performance of those duties.
- An employee having experience and training comparable to journey level would be considered a qualified electrical employee.

**Roadway or public highway.** Every way, land, road, street, boulevard, and every other way or place in the state open as a matter or right to public vehicular travel, both inside and outside the limits of cities and towns, regardless of ownership.

**Rubber.** Any goods, equipment, or tool made out of either natural or synthetic rubber.

**Secured ladder.** A ladder which is not capable of being dislodged from the top by lateral, or jerking motion(s).

**Sheath.** As applied to tools carried in a lineman's tool belt, a sheath that effectively covers the tool and prevents such tool from falling from the belt.

**Should and may or it is recommended.** These terms are used to indicate the provisions are not mandatory but are recommended.

**Statistical sparkover voltage.** A transient overvoltage level that produces a 97.72 percent probability of sparkover (that is, two standard deviations above the voltage at which there is a 50 percent probability of sparkover).

**Statistical withstand voltage.** A transient overvoltage level that produced a 0.14 percent probability of sparkover (that is, three standard deviations below the voltage at which there is a 50 percent probability of sparkover).

**Step bolt.** A bolt or rung attached at intervals along a structural member and used for foot placement during climbing or standing.

**Supporting structure.** The main supporting unit (usually a pole or tower).

**Switch.** A device for opening and closing or for changing the connection of a circuit. In these rules, a switch is understood to be manually operable, unless otherwise stated.



**System operator or power dispatcher.** A qualified electrical employee who has been designated by the employer and having authority over switching, clearances, and operation of the system and its parts.

**Tag.** A system or method of identifying circuits, systems, or equipment for the purpose of alerting employees and others that the circuit, system, or equipment is being worked on.

**Underground residential distribution system (URD).** An electrical installation normally fed from a single primary source which may feed one or more transformers with secondaries not connected to a common grid.

**Utility.** An organization responsible for the installation, operation, or maintenance of electric supply or communications systems.

**Vault.** An enclosure, above or below ground, which personnel may enter and which is used for the purpose of installing, operating, or maintaining equipment or cable.

**Vented vault.** A vault that has provision for air changes using exhaust flue stacks and low level air intakes operating on differentials of pressure and temperature providing for airflow which precludes a hazardous atmosphere from developing.

**Voltage.** The effective (rms) potential difference between any two conductors or between a conductor and ground. Voltages are expressed in nominal values unless otherwise indicated. The nominal voltage of a system or circuit is the value assigned to a system or circuit of a given voltage class for the purpose of convenient designation. The operating voltage of the system may vary above or below this value

**Note:** Low voltage includes voltages from 50 to 600 volts. High voltage shall mean those voltages of 601 volts to 230,000. Extra high voltage means any voltage over 230,000 volts. Where the words “high voltage” are used in this chapter it shall include extra high voltage, unless otherwise specified.

**Work-positioning equipment.** A body belt or body harness system rigged to allow an employee to be supported on an elevated vertical surface, such as a utility pole or tower leg, and work with both hands free while leaning.

## ***WAC 296-45-045 NESC applicable.***

- (1) All electric utilities and entities operating transmission and distribution facilities within the state of Washington must design, construct, operate, and maintain their lines and equipment according to the requirements of the 2012 National Electrical Safety Code (NESC) (ANSI-C2), parts (1), (2), and (3).

**Note:** The department has copies of the NESC available for review at each service location across the state. To purchase a copy, write to:

The Institute of Electrical and Electronics Engineers, Inc. (IEEE, Inc.)  
445 Hoes Lane  
Piscataway, NJ 08855-1331

- (2) The employer must ensure that climbing space is provided on all poles and structures. The climbing space must meet the requirements of the 2017 National Electrical Safety Code (NESC) (ANSI-C2), except that Rule 236H does not apply.

### ***WAC 296-45-055 Employer's responsibility.***

- (1) The employer must provide and maintain the necessary protective devices specified in these rules and require the employees to use them properly.
- (2) The employer must develop and maintain a hazard communication program as required by chapter [296-901](#) WAC, which will provide information to all employees relative to hazardous chemicals or substances to which they are exposed, or may become exposed, in the course of their employment.
- (3) There must be installed and maintained in every fixed establishment employing eight or more persons a safety bulletin board of a size to display and post safety bulletins, newsletters, posters, accident statistics and other safety educational material. It is recommended that safety bulletin boards be painted green and white.
- (4) The employer must require the leadworker to observe and enforce all safety rules and furnish a copy of the electrical workers' safety rules to each employee who is covered by these rules.
- (5) The employer must appoint only competent workers to supervise other employees and those appointed will be responsible for the safety of the employees under their supervision.

### ***WAC 296-45-065 Training.***

- (1) Each employee must be trained and proficient in the safety-related work practices, safety procedures, and other safety requirements in this section that pertain to their respective job assignments. Employees must also be trained in and proficient with any other safety practices, including applicable emergency procedures (such as pole top, aerial, manhole, and tree rescue), that are not specifically addressed by this section but that are related to their work and are necessary for their safety.
- (2) The degree of training must be determined by the risk of the employee for the hazard involved.
- (3) Qualified electrical employees must also be trained and competent in:
  - (b) The skills and techniques necessary to distinguish exposed live parts from other parts of electric equipment;
  - (c) The skills and techniques necessary to determine the nominal voltage of exposed live parts;
  - (d) The minimum approach distances specified in this chapter corresponding to the voltages to which the qualified electrical employee will be exposed and the skills and techniques necessary to maintain those distances;

- (e) The proper use of the special precautionary techniques, personal protective equipment, insulating and shielding materials, and insulated tools for working on or near exposed energized parts of electric equipment; and
- (f) The recognition of electrical hazards to which the employee may be exposed and the skills and techniques necessary to control or avoid these hazards.

**Note:** For the purposes of this section, a person must have this training in order to be considered a qualified electrical employee.

- (4) The employer must determine, through regular supervision and through inspections conducted on at least an annual basis, that each employee is complying with the safety-related work practices required by this chapter.
- (5) An employee must receive additional training (or retraining) under any of the following conditions:
  - (a) If the supervision and annual inspections required by subsection (4) of this section indicate that the employee is not complying with the safety-related work practices required by this chapter; or
  - (b) If new technology, new types of equipment, or changes in procedures necessitate the use of safety-related work practices that are different from those which the employee would normally use; or
  - (c) If the employee must employ safety related work practices that are not normally used during their regular job duties.

**Note:** DOSH would consider tasks that are performed less often than once per year to necessitate retraining before the performance of the work practices involved.

- (6) The training required by this section must be of the classroom or on-the-job type.
- (7) The training must establish employee proficiency in the work practices required by this section and must introduce the procedures necessary for compliance with this section.
- (8) The employer must certify that each employee has received the training required by this section. This certification must be made when the employee demonstrates proficiency in the work practices involved and must be maintained for the duration of the employee's employment.

**Notes:**

- Employment records that indicate that an employee has received the required training are an acceptable means of meeting this requirement.
- For an employee with previous training, an employer may determine that the employee has demonstrated the proficiency required by this subsection using the following process:
  - Confirm that the employee has the training required by this section;
  - Use an examination or interview to make an initial determination that the employee understands the relevant safety related work practices before he or she performs any work covered by this chapter; and

- Supervise the employee closely until that employee has demonstrated proficiency as required by this section.
- (9) Each line-clearance tree trimmer who is not a qualified electrical employee must also be trained and competent in:
- (g) The skills and techniques necessary to distinguish exposed live parts from other parts of electric equipment;
  - (h) The skills and techniques necessary to determine the nominal voltage of exposed live parts; and
  - (i) The minimum approach distances specified in this chapter corresponding to the voltages to which the employee will be exposed and the skills and techniques necessary to maintain those distances.

### ***WAC 296-45-067 Information transfer.***

- (1) Host employer responsibilities. Before work begins, the host employer must inform contract employers of:
- (j) The characteristics of the host employer's installation that are related to the safety of the work to be performed and are listed in subsection (4)(a) through (e) of this section;  
**Note:** This subsection requires the host employer to obtain information listed in subsection (4)(a) through (e) of this section if it does not have the information in existing records.
  - (b) Conditions that are related to the safety of the work to be performed, that are listed in subsection (4)(f) through (h) of this section, and that are known to the host employer;  
**Note:** For the purpose of this subsection, the host employer need only provide information to contract employers that the host employer can obtain from its existing records through the exercise of reasonable diligence. This subsection does not require the host employer to make inspections of worksite conditions to obtain this information.
  - (c) Information about the design and operation of the host employer's installation that the contract employer needs to make the assessments required by this chapter; and  
**Note:** This subsection requires the host employer to obtain information about the design and operation of its installation that contract employers need to make required assessments if it does not have this information in existing records.
  - (d) Any other information about the design and operation of the host employer's installation that is known by the host employer, that the contract employer requests, and that is related to the protection of the contract employer's employees.  
**Note:** For the purposes of this subsection the host employer need only provide information to contract employers that the host employer can obtain from its existing records through the

exercise of reasonable diligence. This subsection does not require the host employer to make inspections of worksite conditions to obtain this information

(2) Contract employer responsibilities.

- (e) The contract employer must ensure that each of its employees is instructed in the hazardous conditions relevant to the employee's work that the contract employer is aware of as a result of information communicated to the contract employer by the host employer under subsection (1) of this section.
- (f) Before work begins, the contract employer must advise the host employer of any unique hazardous conditions presented by the contract employer's work.
- (g) The contract employer must advise the host employer of any unanticipated hazardous conditions found during the contract employer's work that the host employer did not mention under subsection (1) of this section. The contract employer must provide this information to the host employer within two working days after discovering the hazardous condition.

(3) Joint host- and contract-employer responsibilities. The contract employer and the host employer must coordinate their work rules and procedures so that each employee of the contract employer and the host employer is protected as required by this section.

(4) Existing characteristics and conditions. Existing characteristics and conditions of electric lines and equipment that are related to the safety of the work to be performed must be determined before work on or near the lines or equipment is started. Such characteristics and conditions include, but are not limited to:

- (a) The nominal voltages of lines and equipment;
- (b) The maximum switching-transient voltages;
- (c) The presence of hazardous induced voltages;
- (d) The presence of protective grounds and equipment grounding conductors;
- (e) The locations of circuits and equipment, including electric supply lines, communication lines, and fire protective signaling circuits;
- (f) The condition of protective grounds and equipment grounding conductors;
- (g) The condition of poles; and
- (h) Environmental conditions relating to safety.

## **WAC 296-45-075 *Employer's safety program.***

- (1) The employer must hold safety meetings at least once a month, which meetings will be held at a reasonable time and place as selected by the employer. The employer must require all employees subject to provisions of this chapter to attend said meetings: *Provided*, That employees whose presence is otherwise required by reason of an emergency or whose function is such that they cannot leave their station or cease their work without serious detriment to the service provided, such as dispatcher, may be excused from such meeting under those circumstances. Minutes must be kept of each safety meeting and retained for a period of one year.
- (2) The employer or a representative(s) designated must investigate all accidents or injuries of a serious nature and, where possible, take the proper remedial steps to prevent the occurrence of similar accidents.
- (3) The employer must furnish instructions stating the proper procedure in event of an emergency, which must include the names of those individuals to be notified and methods of contacting them.
- (4) The employer must provide and make available to all employees accident report and safety suggestion forms or other approved methods. Safety suggestion forms should, where possible, be used for suggesting the elimination of hazardous conditions and such reported suggestions must be retained (for one year) by the employer or an authorized representative.
- (5) For work-related injuries and illnesses involving any employee that resulted in death, inpatient hospitalization, amputation or loss of an eye, the employer must comply with the recordkeeping and reporting regulations located in chapter [296-27](#) WAC.
- (6) Nothing contained within this chapter will prohibit an employer or an authorized representative from disciplining employees for failure to comply with the provisions of this or any other safety code.
- (7) Existing conditions related to the safety of the work to be performed must be determined and communicated to employees before work on or near electric lines or equipment is started. Such conditions include, but are not limited to, the nominal voltages of lines and equipment, the maximum switching transient voltages, the presence of hazardous induced voltages, the presence and condition of protective grounds and equipment grounding conductors, the condition of poles, environmental conditions relative to safety, and the locations of circuits and equipment, including power and communication lines and fire protective signaling circuits.

## **WAC 296-45-085 *Leadworker's responsibility.***

- (1) Every leadworker must understand these and any other applicable safety rules and comply therewith. Leadworkers must require all employees under their direction or supervision to read this chapter and the provisions contained therein and require every employee subject to this chapter to be able to apply this chapter and any provision of this chapter on a day-to-day basis.
- (2) Leadworkers must inform employees under their supervision or direction of the type and voltage of circuits on or near which the employees are to work.

- (3) Leadworkers must require all employees under their supervision to properly use safety devices and equipment, including barricades, warning flags or signs, or any other device called for to protect employees.

### ***WAC 296-45-095 Leadworker-employee responsibility.***

- (1) An employee must protect their climbing and working space at all times if the conductors are so spaced that in climbing or working they will be, or where it is possible to come within, the minimum required distances specified in these rules.
- (2) Leadworkers or supervisors must in good faith consider verbal or written reports of hazardous conditions and shall, as soon as practicable, investigate and remedy same if warranted.
- (3) When hazards are reported by employees, leadworkers and others having authority must accept the report in a cooperative manner, and in no case will an employee be reprimanded or penalized for reporting hazards or potential hazards.
- (4) Leadworkers must require all employees under their supervision to keep their belts, spurs, and straps in good working condition. When straps and belts are in poor condition or defective, they must not be used.
- (5) Before leaving a jobsite, leadworkers must correct or arrange to give warning of any condition which might result in injury to employees.
- (6) No employee will be permitted or allowed to remain on the jobsite when under the influence of any intoxicating beverage or controlled substance or substances: *Provided*, That if an employee is taking prescription medication under the direction of a practicing physician and such prescription does not interfere with the safe performance of the work assigned, such employee may be permitted to work.
- (7) No intoxicating beverages or controlled substances will be consumed on the jobsite other than prescription medication as set forth above.

### ***WAC 296-45-105 Work required of leadworkers.***

- (1) A leadworker cannot properly supervise the work and the safety of employees under their direction if required to work as a leadworker and a qualified electrical employee at the same time.
- (2) Leadworkers should be constantly alert and must not be required to serve in such dual capacity, except in crews of not more than two qualified electrical employee, in which case they may work as one of the qualified electrical employees.
- (3) In crews of two qualified electrical employees or less, each qualified electrical employee may have a groundworker but, if additional qualified electrical employees or groundworkers are added to the crew, the leadworker must confine their activities to supervising the work, as exhibited below:

<i>Type of Crew</i>	<i>Minimum Requirements</i>
2 qualified electrical employees	One qualified electrical employee as person-in-charge.
2 qualified electrical employees plus 1 groundworker	One qualified electrical employee as person-in-charge or climbing leadworker
2 qualified electrical employees plus 2 groundworkers	One qualified electrical employee as person-in-charge or climbing leadworker.
2 qualified electrical employees plus any combination of 3 qualified electrical employees or groundworkers	One nonclimbing leadworker.

### ***WAC 296-45-115 Employee's responsibility.***

- (1) Employees must not engage in horseplay or scuffling while on the job or jobsite and the employer must not permit horseplay or scuffling while on the jobsite or otherwise in the course of employment.
- (2) During such time as any employee is working on or near any energized line or energized equipment in excess of 600 volts there must be no talking or communication other than that which is absolutely necessary and essential for the safe and proper performance of the work. Should there be communication or talk from a person other than an employee, the work must stop until such time as the distraction ceases.
- (3) Employees must report any hazardous or potentially hazardous condition, operation, means, or work in a constructive manner and must not engage in personality conflicts.
- (4) Neither the employer nor the employees will throw or permit anything to be thrown from elevated position(s) or poles to the ground or lower level, nor must anything be thrown from the ground or lower level to an elevated position, whether that elevated position is on a pole, aerial manlift or otherwise. Tools and loose materials must not be left on poles, crossarms, ladders or other elevated structures or positions.
- (5) Employees must report all injuries, regardless of severity, to the employer or designated representative. Report forms furnished by the employer should be used.



---

## **WAC 296-45-125 *Medical services and first aid.***

The employer must provide medical services and first aid as required in WAC [296-800-150](#). The following requirements also apply:

- (1) Cardiopulmonary resuscitation and first-aid training. When employees are performing work on or associated with exposed lines or equipment energized at 50 volts or more, persons trained in first aid including cardiopulmonary resuscitation (CPR) must be available as follows:
  - (a) For field work involving two or more employees at a work location, at least two trained persons must be available. However, for line-clearance tree trimming operations performed by line-clearance tree trimmers who are not qualified electrical employees, only one trained person need be available if all new employees are trained in first aid, including CPR, within three months of their hiring dates.
  - (b) For fixed work locations such as generating stations, the number of trained persons available must be sufficient to ensure that each employee exposed to electric shock can be reached within four minutes by a trained person. However, where the existing number of employees is insufficient to meet this requirement (at a remote substation, for example), all employees at the work location will be trained.
- (2) First-aid supplies. First-aid supplies required by WAC [296-800-150](#) must be placed in weatherproof containers if the supplies could be exposed to the weather.
- (3) First-aid kits. The employer must maintain each first-aid kit, ensure that it is readily available for use, and must inspect it frequently enough to ensure that expended items are replaced. The employer also must inspect each first-aid kit at least once per year.
- (4) Any employer with employees who operate, maintain, or construct high voltage lines and equipment or who conduct line-clearance tree trimming in close proximity to high voltage lines and equipment must:
  - (a) Make an automated external defibrillator available, similar to first-aid kits under subsection (3) of this section, and accessible to employees when work is being performed on, or in close proximity to, high voltage lines and equipment by two or more employees;
  - (b) Conduct regular maintenance, in accordance with the manufacturer instructions, and conduct annual inspections of the automated external defibrillator to ensure operability and availability; and
  - (c) Provide training or facilitate the provision of training to ensure there are at least two employees proficient on the proper and safe use of the automated external defibrillator at any site involving work on, or in close proximity to, high voltage lines and equipment. To be considered proficient, an employee must have completed initial or updated training within the previous two years.
- (5) For the purposes of this section:

- (a) "Close proximity" refer to WAC 296-45-325.
- (b) "High voltage lines and equipment" refers to any energized communication line, electric supply line, or equipment with a voltage of 601 or greater.

### ***WAC 296-45-135 Job briefing.***

- (1) The employer must ensure that the leadworker conducts a job briefing with the employees involved before they start each job.
  - (2) The employer must provide the employee in charge of the job with all available information that relates to the determination of existing characteristics and conditions required by WAC 296-45-067(4) of this chapter.
  - (3) The briefing must also cover at the least the following subjects:
    - (a) Hazards associated with the job;
    - (b) Work procedures involved;
    - (c) Special precautions;
    - (d) Energy source controls; and
    - (e) Personal protective equipment requirements.
  - (4) Number of briefings. If the work or operations to be performed during the work day or shift are repetitive and similar, at least one job briefing must be conducted before the start of the first job of each day or shift. Additional job briefings must be held if significant changes, which might affect the safety of the employees, occur during the course of the work.
  - (5) Extent of briefing. A brief discussion is satisfactory if the work involved is routine and if the employee, by virtue of training and experience, can reasonably be expected to recognize and avoid the hazards involved in the job. A more extensive discussion must be conducted:
    - (a) If the work is complicated or particularly hazardous; or
    - (b) If the employee cannot be expected to recognize and avoid the hazards involved in the job.
- Note:** The briefing is always required to touch on all the subjects listed in the introductory text to this section.
- (6) Working alone. An employee working alone need not conduct a job briefing. However, the employer must ensure that the tasks to be performed are planned as if a briefing were required.

---

## ***WAC 296-45-175 Hazardous energy control (lockout/tagout) procedures.***

The provisions of this section apply to the use of lockout/tagout procedures for the control of energy sources in installations for the purpose of electric power generation, including related equipment for communication or metering. Locking and tagging procedures for the deenergizing of electric energy sources which are used exclusively for purposes of transmission and distribution are addressed by WAC 296-45-335.

**Note 1:** Installations in electric power generation facilities that are not an integral part of, or inextricably commingled with, power generation processes or equipment are covered under chapter [296-24](#) WAC.

**Note 2:** Lockout and tagging procedures that comply with chapter [296-803](#) WAC will also be deemed to comply with this section if the procedures address the hazards covered by this section.

## ***WAC 296-45-17505 Lockout/tagout (hazardous control) program.***

- (1) The employer must establish a program consisting of energy control procedures, employee training, and periodic inspections to ensure that, before any employee performs any servicing or maintenance on a machine or equipment where the unexpected energizing, start up, or release of stored energy could occur and cause injury, the machine or equipment is isolated from the energy source and rendered inoperable.
- (2) The employer's energy control program under this section must meet the following requirements:
  - (a) If an energy isolating device is not capable of being locked out, the employer's program must use a tagout system.
  - (b) If an energy isolating device is capable of being locked out, the employer's program must use lockout, unless the employer can demonstrate that the use of a tagout system will provide full employee protection as follows:
    - (i) When a tagout device is used on an energy isolating device which is capable of being locked out, the tagout device must be attached at the same location that the lockout device would have been attached, and the employer must demonstrate that the tagout program will provide a level of safety equivalent to that obtained by the use of a lockout program.
    - (ii) In demonstrating that a level of safety is achieved in the tagout program equivalent to the level of safety obtained by the use of a lockout program, the employer must demonstrate full compliance with all tagout-related provisions of this standard together with such additional elements as are necessary to provide the equivalent safety available from the use of a lockout device. Additional means to be considered as part of the demonstration of full employee protection must include the implementation of

additional safety measures such as the removal of an isolating circuit element, blocking of a controlling switch, opening of an extra disconnecting device, or the removal of a valve handle to reduce the likelihood of inadvertent energizing.

- (3) Whenever replacement or major repair, renovation, or modification of a machine or equipment is performed, and whenever new machines or equipment are installed, energy isolating devices for such machines or equipment must be designed to accept a lockout device.
- (4) Procedures must be developed, documented, and used for the control of potentially hazardous energy covered by this section.
- (5) The procedure must clearly and specifically outline the scope, purpose, responsibility, authorization, rules, and techniques to be applied to the control of hazardous energy, and the measures to enforce compliance including, but not limited to, the following:
  - (a) A specific statement of the intended use of this procedure;
  - (b) Specific procedural steps for shutting down, isolating, blocking and securing machines or equipment to control hazardous energy;
  - (c) Specific procedural steps for the placement, removal, and transfer of lockout devices or tagout devices and the responsibility for them; and
  - (d) Specific requirements for testing a machine or equipment to determine and verify the effectiveness of lockout devices, tagout devices, and other energy control measures.
- (6) The employer must conduct a periodic inspection of the energy control procedure at least annually to ensure that the procedure and the provisions of this section are being followed.
  - (a) The periodic inspection must be performed by an authorized/designated employee who is not using the energy control procedure being inspected.
  - (b) The periodic inspection must be designed to identify and correct any deviations or inadequacies.
  - (c) If lockout is used for energy control, the periodic inspection must include a review, between the inspector and each authorized/designated employee, of that employee's responsibilities under the energy control procedure being inspected.
  - (d) Where tagout is used for energy control, the periodic inspection must include a review, between the inspector and each authorized/designated and affected employee, of that employee's responsibilities under the energy control procedure being inspected, and the elements set forth in this section.
  - (e) The employer must certify that the inspections required by this section have been accomplished. The certification must identify the machine or equipment on which the energy control procedure was being used, the date of the inspection, the employees included in the inspection, and the person performing the inspection.

- Note:** If normal work schedule and operation records demonstrate adequate inspection activity and contain the required information, no additional certification is required.
- (7) The employer must provide training to ensure that the purpose and function of the energy control program are understood by employees and that the knowledge and skills required for the safe application, usage, and removal of energy controls are acquired by employees. The training must include the following:
- (a) Each authorized/designated employee will receive training in the recognition of applicable hazardous energy sources, the type and magnitude of energy available in the workplace, and in the methods and means necessary for energy isolation and control.
  - (b) Each affected employee must be instructed in the purpose and use of the energy control procedure.
  - (c) All other employees whose work operations are or may be in an area where energy control procedures may be used must be instructed about the procedures and about the prohibition relating to attempts to restart or reenergize machines or equipment that are locked out or tagged out.
- (8) When tagout systems are used, employees must also be trained in the following limitations of tags:
- (a) Tags are essentially warning devices affixed to energy isolating devices and do not provide the physical restraint on those devices that is provided by a lock.
  - (b) When a tag is attached to an energy isolating means, it is not to be removed without authorization of the authorized/designated person responsible for it, and it is never to be bypassed, ignored, or otherwise defeated.
  - (c) Tags must be legible and understandable by all authorized/designated employees, affected employees, and all other employees whose work operations are or may be in the area, in order to be effective.
  - (d) Tags and their means of attachment must be made of materials which will withstand the environmental conditions encountered in the workplace.
  - (e) Tags may evoke a false sense of security, and their meaning needs to be understood as part of the overall energy control program.
  - (f) Tags must be securely attached to energy isolating devices so that they cannot be inadvertently or accidentally detached during use.

## ***WAC 296-45-17510 Retraining.***

- (1) Retraining must be provided for all authorized/designated and affected employees whenever there is a change in their job assignments, a change in machines, equipment, or processes that present a new hazard or whenever there is a change in the energy control procedures.
- (2) Retraining must also be conducted whenever a periodic inspection reveals, or whenever the employer has reason to believe, that there are deviations from or inadequacies in an employee's knowledge or use of the energy control procedures.
- (3) The retraining must reestablish employee proficiency and must introduce new or revised control methods and procedures, as necessary.
- (4) The employer must certify that employee training has been accomplished and is being kept up to date. The certification must contain each employee's name and dates of training.

## ***WAC 296-45-17515 Protective materials and hardware.***

- (1) Locks, tags, chains, wedges, key blocks, adapter pins, self-locking fasteners, or other hardware must be provided by the employer for isolating, securing, or blocking of machines or equipment from energy sources.
- (2) Lockout devices and tagout devices must be singularly identified; must be the only devices used for controlling energy; may not be used for other purposes; and must meet the following requirements:
  - (a) Lockout devices and tagout devices must be capable of withstanding the environment to which they are exposed for the maximum period of time that exposure is expected.
  - (b) Tagout devices must be constructed and printed so that exposure to weather conditions or wet and damp locations will not cause the tag to deteriorate or the message on the tag to become illegible.
  - (c) Tagout devices must be so constructed as not to deteriorate when used in corrosive environments.
- (3) Lockout devices and tagout devices must be standardized within the facility in at least one of the following criteria: Color, shape, size. Additionally, in the case of tagout devices, print and format must be standardized.
- (4) Lockout devices must be substantial enough to prevent removal without the use of excessive force or unusual techniques, such as with the use of bolt cutters or metal cutting tools.
- (5) Tagout devices, including their means of attachment, must be substantial enough to prevent inadvertent or accidental removal. Tagout device attachment means must be of a nonreusable type, attachable by hand, self-locking, and nonreleasable with a minimum unlocking strength of no less than fifty pounds and must have the general design and basic characteristics of being at least equivalent to a one-piece, all-environment-tolerant nylon cable tie.

- (6) Each lockout device or tagout device must include provisions for the identification of the employee applying the device.
- (7) Tagout devices will warn against hazardous conditions if the machine or equipment is energized and must include a legend such as the following: Do Not Start, Do Not Open, Do Not Close, Do Not Energize, Do Not Operate.

**Note:** See ANSI Z535.5, 2011 for the format and design criteria of danger/warning tags

### ***WAC 296-45-17520 Energy isolation.***

Lockout and tagout device application and removal may only be performed by the authorized/designated employees who are performing the servicing or maintenance.

### ***WAC 296-45-17525 Notification.***

Affected employees must be notified by the employer or authorized/designated employee of the application and removal of lockout or tagout devices. Notification will be given before the controls are applied and after they are removed from the machine or equipment.

**Note:** This section requires that the second notification take place before the machine or equipment is reenergized.

### ***WAC 296-45-17530 Lockout/tagout application.***

The established procedures for the application of energy control (the lockout or tagout procedures) must include the following elements and actions, and these procedures must be performed in the following sequence:

- (1) Before an authorized/designated or affected employee turns off a machine or equipment, the authorized/designated employee must have knowledge of the type and magnitude of the energy, the hazards of the energy to be controlled, and the method or means to control the energy.
- (2) The machine or equipment must be turned off or shut down using the procedures established for the machine or equipment. An orderly shutdown must be used to avoid any additional or increased hazards to employees as a result of the equipment stoppage.
- (3) All energy isolating devices that are needed to control the energy to the machine or equipment must be physically located and operated in such a manner as to isolate the machine or equipment from energy sources.

- (4) Lockout or tagout devices must be affixed to each energy isolating device by authorized/designated employees.
  - (a) Lockout devices must be attached in a manner that will hold the energy isolating devices in a “safe” or “off” position.
  - (b) Tagout devices must be affixed in such a manner as will clearly indicate that the operation or movement of energy isolating devices from the “safe” or “off” position is prohibited.
- (5) Where tagout devices are used with energy isolating devices designed with the capability of being locked out, the tag attachment must be fastened at the same point at which the lock would have been attached.
- (6) Where a tag cannot be affixed directly to the energy isolating device, the tag must be located as close as safely possible to the device, in a position that will be immediately obvious to anyone attempting to operate the device.

### ***WAC 296-45-17535 Releasing stored energy.***

Following the application of lockout or tagout devices to energy isolating devices, all potentially hazardous stored or residual energy must be relieved, disconnected, restrained, or otherwise rendered safe.

- (1) If there is a possibility of reaccumulation of stored energy to a hazardous level, verification of isolation must be continued until the servicing or maintenance is completed or until the possibility of such accumulation no longer exists.
- (2) Before starting work on machines or equipment that have been locked out or tagged out, the authorized/designated employee must verify that isolation and deenergizing of the machine or equipment have been accomplished. If normally energized parts will be exposed to contact by an employee while the machine or equipment is deenergized, a test must be performed to ensure that these parts are deenergized.

### ***WAC 296-45-17540 Release from lockout/tagout.***

Before lockout or tagout devices are removed and energy is restored to the machine or equipment, procedures must be followed and actions taken by the authorized/designated employees to ensure the following:

- (1) The work area must be inspected to ensure that nonessential items have been removed and that machine or equipment components are operationally intact.
- (2) The work area must be checked to ensure that all employees have been safely positioned or removed.



- (3) After lockout or tagout devices have been removed and before a machine or equipment is started, affected employees must be notified that the lockout or tagout devices have been removed.
- (4) Each lockout or tagout device must be removed from each energy isolating device by the authorized/designated employee who applied the lockout or tagout device. However, if that employee is not available to remove it, the device may be removed under the direction of the employer, provided that specific procedures and training for such removal have been developed, documented, and incorporated into the employer's energy control program. The employer must demonstrate that the specific procedure provides a degree of safety equivalent to that provided by the removal of the device by the authorized/designated employee who applied it. The specific procedure must include at least the following elements:
  - (a) Verification by the employer that the authorized/designated employee who applied the device is not at the facility;
  - (b) Making all reasonable efforts to contact the authorized/designated employee to inform him or her that his or her lockout or tagout device has been removed; and
  - (c) Ensuring that the authorized/designated employee has this knowledge before he or she resumes work at that facility.

### ***WAC 296-45-17545 Temporary removal of lockout/tagout.***

If the lockout or tagout devices must be temporarily removed from energy isolating devices and the machine or equipment must be energized to test or position the machine, equipment, or component thereof, the following sequence of actions must be followed:

- (1) Clear the machine or equipment of tools and materials in accordance with this section;
- (2) Remove employees from the machine or equipment area in accordance with this section;
- (3) Remove the lockout or tagout devices as specified in this section;
- (4) Energize and proceed with the testing or positioning; and
- (5) Deenergize all systems and reapply energy control measures in accordance with this section to continue the servicing or maintenance.

### ***WAC 296-45-17550 Group lockout/tagout.***

When servicing or maintenance is performed by a crew, craft, department, or other group, they must use a procedure which affords the employees a level of protection equivalent to that provided by the implementation of a personal lockout or tagout device. Group lockout or tagout devices must be used in accordance with the procedures required by the following specific requirements:

- (1) Primary responsibility must be vested in an authorized/designated employee for a set number of employees working under the protection of a group lockout or tagout device (such as an operations lock);
- (2) Provision must be made for the authorized/designated employee to ascertain the exposure status of all individual group members with regard to the lockout or tagout of the machine or equipment;
- (3) When more than one crew, craft, department, or other group is involved, assignment of overall job-associated lockout or tagout control responsibility must be given to an authorized/designated employee designated to coordinate affected work forces and ensure continuity of protection; and
- (4) Each authorized/designated employee must affix a personal lockout or tagout device to the group lockout device, group lockbox, or comparable mechanism when they begin work and must remove those devices when they stop working on the machine or equipment being serviced or maintained.

### ***WAC 296-45-17555 Shift changes.***

Procedures must be used during shift or personnel changes to ensure the continuity of lockout or tagout protection, including provision for the orderly transfer of lockout or tagout device protection between off-going and on-coming employees, to minimize their exposure to hazards from the unexpected energizing or start-up of the machine or equipment or from the release of stored energy.

### ***WAC 296-45-17560 Outside servicing personnel.***

Whenever outside servicing personnel are to be engaged in activities covered by this section, the on-site employer and the outside employer must inform each other of their respective lockout or tagout procedures, and each employer must ensure that their personnel understand and comply with restrictions and prohibitions of the energy control procedures being used.

### ***WAC 296-45-17565 Central system operator.***

If energy isolating devices are installed in a central location under the exclusive control of a system operator, the following requirements apply:

- (1) The employer must use a procedure that affords employees a level of protection equivalent to that provided by the implementation of a personal lockout or tagout device.
- (2) The system operator must place and remove lockout and tagout devices in place of the authorized/designated employee.
- (3) Provisions must be made to identify the authorized/designated employee who is responsible for (that is, being protected by) the lockout or tagout device, to transfer responsibility for lockout and tagout devices, and to ensure that an authorized/designated employee requesting removal or transfer

of a lockout or tagout device is the one responsible for it before the device is removed or transferred.

### ***WAC 296-45-195 Trenching and excavation.***

- (1) During excavation or trenching, in order to prevent exposure of employees to the hazards created by damage to dangerous underground facilities, efforts must be made to determine the location of such facilities and work conducted in a manner designed to avoid damage.
- (2) Trenching and excavation operations must comply with the provisions of Part N, chapter 296-155 WAC.

### ***WAC 296-45-205 Enclosed spaces.***

This section covers enclosed spaces that may be entered by employees. It does not apply to vented vaults if the employer makes a determination that the ventilation system is operating to protect employees before they enter the space. This section applies to routine entry into enclosed spaces in lieu of the permit-space entry requirements contained in chapter [296-809](#) WAC. If, after the employer takes the precautions given in WAC 296-45-205, 296-45-215, and 296-45-225, the hazards remaining in the enclosed space endanger the life of an entrant or could interfere with an entrant's escape from the space, then entry into the enclosed space must meet the permit-space entry requirements of chapter [296-809](#) WAC.

**Note:** Entries into enclosed spaces conducted in accordance with the permit-space entry requirements of chapter [296-809](#) WAC are considered as complying with this section.

- (1) Safe work practices. The employer must ensure the use of safe work practices for entry into, and work in, enclosed spaces and for rescue of employees from such spaces.
- (2) Training. Each employee who enters an enclosed space or who serves as an attendant must be trained in the hazards of enclosed space entry, in enclosed space entry procedures, and in enclosed space rescue procedures.
- (3) Rescue equipment. Employers must provide equipment to ensure the prompt and safe rescue of employees from the enclosed space.
- (4) Evaluating of potential hazards. Before any entrance cover to an enclosed space is removed, the employer must determine whether it is safe to do so by checking for the presence of any atmospheric pressure or temperature differences and by evaluating whether there might be a hazardous atmosphere in the space. Any conditions making it unsafe to remove the cover must be eliminated before the cover is removed.

**Note:** The determination called for in this subsection may consist of a check of the conditions that might foreseeably be in the enclosed space. For example, the cover could be checked to see if it is hot and, if it is fastened in place, could be loosened gradually to

release any residual pressure. An evaluation also needs to be made of whether conditions at the site could cause a hazardous atmosphere, such as an oxygen deficient or flammable atmosphere, to develop within the space.

- (5) Removing covers. When covers are removed from enclosed spaces, the opening must be promptly guarded by a railing, temporary cover, or other barrier designed to prevent an accidental fall through the opening and to protect employees working in the space from objects entering the space.
- (6) Hazardous atmosphere. Employees cannot enter any enclosed space while it contains a hazardous atmosphere, unless the entry conforms to the permit-required confined spaces standard in chapter [296-809 WAC](#).

**Note:** The term “entry” is defined in chapter [296-809 WAC](#).

- (7) Attendants. While work is being performed in the enclosed space, an attendant with first-aid training must be immediately available outside the enclosed space to provide assistance if a hazard exists because of traffic patterns in the area of the opening used for entry. The attendant is not precluded from performing other duties outside the enclosed space if these duties do not distract the attendant from monitoring employees within the space or ensuring that it is safe for employees to enter and exit the space.

**Note:** See WAC 296-45-215(12) for additional requirements on attendants for work in manholes.

- (8) Calibration of test instruments. Test instruments used to monitor atmospheres in enclosed spaces must be kept in calibration must have a minimum accuracy of + or - 10 percent.
- (9) Testing for oxygen deficiency. Before an employee enters an enclosed space, the atmosphere in the enclosed space must be tested for oxygen deficiency with a direct-reading meter or similar instrument, capable of collection and immediate analysis of data samples without the need for off-site evaluation. If continuous forced air ventilation is provided, testing is not required provided that the procedures used ensure that employees are not exposed to the hazards posed by oxygen deficiency.
- (10) Testing for flammable gases and vapors. Before an employee enters an enclosed space, the internal atmosphere must be tested for flammable gases and vapors with a direct-reading meter or similar instrument capable of collection and immediate analysis of data samples without the need for off-site evaluation. This test must be performed after the oxygen testing and ventilation required by subsection (9) of this section demonstrate that there is sufficient oxygen to ensure the accuracy of the test for flammability.
- (11) Ventilation and monitoring for flammable gases or vapors. If flammable gases or vapors are detected or if an oxygen deficiency is found, forced air ventilation must be used to maintain oxygen at a safe level and to prevent a hazardous concentration of flammable gases and vapors from accumulating. A continuous monitoring program to ensure that no increase in flammable gas or vapor concentration above safe levels occurs may be followed in lieu of ventilation if flammable gases or vapors are initially detected at safe levels.

**Note:** See the definition of hazardous atmosphere for guidance in determining whether a specific concentration of a substance is hazardous.

- (12) Specific ventilation requirements. If continuous forced air ventilation is used, it must begin before entry is made and must be maintained long enough for the employer to be able to demonstrate that a safe atmosphere exists before employees are allowed to enter the work area. The forced air ventilation must be so directed as to ventilate the immediate area where employees are present within the enclosed space and must continue until all employees leave the enclosed space.
- (13) Air supply. The air supply for the continuous forced air ventilation must be from a clean source and must not increase the hazards in the enclosed space.
- (14) Open flames. If open flames are used in enclosed spaces, a test for flammable gases and vapors must be made immediately before the open flame device is used and at least once per hour while the device is used in the space. Testing must be conducted more frequently if conditions present in the enclosed space indicate that once per hour is insufficient to detect hazardous accumulations of flammable gases or vapors.

**Note:** See the definition of hazardous atmosphere for guidance in determining whether a specific concentration of a substance is hazardous

## ***WAC 296-45-215 Underground electrical installations.***

This section provides additional requirements for work on underground electrical installations.

- (1) Protective barriers, or approved guards and warning signs must be erected before removing manhole covers or making excavations in places accessible to vehicular or pedestrian traffic.
- (2) Whenever an opening is made in the street, it must be properly guarded or covered until same is closed and whenever an obstruction is left in the roadway after dark, it must be marked with approved lights, flares or similar devices.
- (3) Access. A ladder or other climbing device must be used to enter and exit a manhole or subsurface vault exceeding 4 feet (122 cm) in depth. No employee may climb into or out of a manhole or vault by stepping on cables or hangers.
- (4) When work is to be performed in a manhole or unvented vault:
  - (a) No entry will be permitted unless the atmosphere is found to be safe by testing for the presence of explosive or potentially hazardous gases or fumes.
  - (b) No entry will be permitted unless the atmosphere has been found safe by testing for oxygen deficiency or forced ventilation is provided.
  - (c) When unsafe conditions are detected, by testing or other means, the work area must be ventilated and otherwise made safe before entry.

- (d) Provisions must be made for a continuous supply of air as provided for in Part L, chapter [296-62](#) WAC.
- (e) When forced ventilation is not used a method of monitoring said manhole or vault so as to prevent the occurrence of oxygen deficiency due to work being performed in said manhole or vault, and to detect the presence of any explosive gases or fumes which may occur while the employees are working in said manhole or vault.
- (5) When open flames are used or smoking is permitted in manholes, adequate mechanical forced air ventilation must be used.
- (6) Before using open flames in a manhole or excavation in an area where combustible gases or liquids may be present, such as near a gasoline service station, the atmosphere of the manhole or excavation must be tested and found safe or cleared of the combustible gases or liquids prior to the entry.
- (7) When work is to be performed in manholes containing any wires or appliances carrying electrical current, they must be in a sanitary condition
- (8) Care must be taken to prevent the possibility of vehicles or pedestrians coming in contact with the wires and equipment.
- (9) Lowering equipment into manholes. Equipment used to lower materials and tools into manholes or vaults must be capable of supporting the weight to be lowered and must be checked for defects before use. Before tools or materials are lowered into the opening for a manhole or vault, each employee working in the manhole or vault must be clear of the area directly under the opening.
- (10) Materials must not be thrown into or out of manholes but must be placed in the proper receptacle and hoisted in and out by means of a rope.
- (11) Tools and materials must not be left on the ground around or near the manhole opening where they might be pushed or otherwise fall into the hole.
- (12) Attendants for manholes.
  - (a) An attendant must be kept at the surface when there is any hazard to the employees in the manhole and the attendant should not leave the manhole unwatched until such time as all employees are out and the cover has been replaced.
  - (b) While work is being performed in a manhole containing energized electric equipment, an employee with first aid and CPR training meeting WAC 296-45-125(1) must be available on the surface in the immediate vicinity to render emergency assistance.

**Notes:**

- An attendant may also be required under WAC 296-45-205(7). One person may serve to fulfill both requirements. However, attendants required under WAC 296-45-205(7) are not permitted to enter the manhole.

- Employees entering manholes containing unguarded, uninsulated energized lines or parts of electric equipment operating at 50 volts or more are required to be qualified electrical employees under WAC 296-45-065
- (c) No work must be permitted to be done in any manhole or subway on any energized wire, cable or appliance carrying more than 300 volts of electricity by less than two qualified electrical employees who must at all times, while performing such work, be in the same manhole or subway in which work is being done. This rule does not apply to work on telephone, telegraph or signal wires or cables.
- (d) For the purpose of inspection, housekeeping, taking readings, or similar work, an employee working alone may enter, for brief periods of time, a manhole where energized cables or equipment are in service, if the employer can demonstrate that the employee will be protected from all electrical hazards.
- (e) Reliable communications, through two-way radios or other equivalent means, must be maintained among all employees involved in the job.
- (13) Cable in manholes or underground vaults must be accessible to employees and a clear working space must be maintained at all times; and/or approved protective guards, barriers, etc., when installed will be considered as providing adequate working clearance for cables over 5 k.v. If a manhole and/or underground vault is determined to have an electrical or structural hazard, no work will be done in the manhole and/or vault until the unsafe condition is corrected or deenergized.
- (14) No work must be performed on cables or equipment unless they have been properly identified by an approved method.
- (15) Duct rods. If duct rods are used, they must be installed in the direction presenting the least hazard to employees. An employee must be stationed at the far end of the duct line being rodded to ensure that the required minimum approach distances are maintained.
- (16) Multiple cables. When multiple cables are present in a work area, the cable to be worked must be identified by electrical means, unless its identity is obvious by reason of distinctive appearance or location or by other readily apparent means of identification. Cables other than the one being worked must be protected from damage.
- (17) Before cutting into a high voltage cable or opening a high voltage splice, the cable must be deenergized then clearance obtained, tested and then grounded in an approved manner. The cable to be worked on must be identified by tags or equivalent means.
- (18) Moving cables. Energized cables that are to be moved must be inspected for defects.
- (19) Insulated platforms or other protective devices will be provided when work is to be done on energized wires or equipment in manholes.
- (20) Furnaces must always be placed in a secure, level position on the downhill side of the manhole to avoid spillage of hot metals or compounds into the manhole.

- (21) Pulling underground cable. When pulling cable(s) all employees must be made aware of the hazard of being caught in the sheaves, lashings or winch gears. All employees must stand clear of the pulling line when the pull is begun or when the line is under tension. This rule applies to all work performed by means of a winch.
- (22) Fishing conduit or ducts. When fishing conduit or ducts, it must first be determined that the fish tape or wires will not contact any energized line or equipment.
- (23) WAC 296-45-335 on clearances must be complied with. Also WAC 296-45-345 and/or WAC 296-45-355 on grounding must be complied with.
- (24) Defective cables. Where a cable in a manhole has one or more abnormalities that could lead to or be an indication of an impending fault, the defective cable must be deenergized before any employee may work in the manhole, except when service load conditions and a lack of feasible alternatives require that the cable remain energized. In that case, employees may enter the manhole provided they are protected from the possible effects of a failure by shields or other devices that are capable of containing the adverse effects of a fault in the joint.  
  
**Note:** Abnormalities such as oil or compound leaking from cables or joints, broken cable sheaths or joint sleeves, hot localized surface temperatures of cables or joints, or joints that are swollen beyond normal tolerance are presumed to lead to or be an indication of an impending fault.
- (25) Sheath continuity. When work is performed on buried cable or on cable in manholes, metallic sheath continuity must be maintained by bonding across the opening (or by equivalent means), or the cable sheath must be treated as energized.

### ***WAC 296-45-225 Underground residential distribution (URD).***

- (1) General.
  - (a) Each employee must be knowledgeable of the equipment provided for their use and must at all times use this equipment only for the purpose intended.
  - (b) U.R.D. cables which are properly insulated for the voltages to which they are energized must be considered as an effective barrier to protect the employees and Table 2 need not apply.
    - (i) Workers will take adequate precautions to avoid physical contact with energized U.R.D. cable by using approved procedures and/or protective devices.
    - (ii) When handling energized U.R.D. primary cables, the work must be done with approved tools and/or procedures by two qualified electrical employees. Switching is exempt from this rule.
    - (iii) When energized terminators or load-break elbows are handled by a hot stick, there must be two qualified electrical employees at the scene.



- (c) When energized pad-mounted transformers or similar equipment are to be left unlocked and open, they must be attended by a designated employee.
  - (d) Approved tools and procedures must be used to remove any debris, vines, weeds, etc., from an underground system.
  - (e) A primary and secondary system neutral on any energized circuit must not be opened under any circumstances except for testing.
  - (f) Primary and secondary neutrals must be firmly connected and grounded before the circuit or equipment is energized.
  - (g) Where different phases are in the same vault, enclosures, or parked in some manner that they could be looped, these phases must be marked or identified.
  - (h) Bayonet fuses:
    - (i) Bayonet fuses must not be closed into suspected faults or overloads.
    - (ii) Submersible U.G. transformer installations will require other methods of energizing or deenergizing and bayonet fuses must not be used for this purpose.
    - (iii) Bayonet fuses must only be operated after pad-mount transformers have been properly vented.
    - (iv) Bayonet fuses must only be operated in accordance with manufacturing design and rating capabilities.
- (2) Working on cables.
- (a) Before any work is to be performed on underground cables and apparatus carrying high voltage, they must be deenergized with the following exceptions:
    - (i) Replacing fuses, operating switches, closing or opening load-break elbows, when approved protective devices are used.
    - (ii) Work in the high-voltage compartment of pad-mounted transformers and similar equipment installed above ground, provided the work is done by approved methods.
  - (b) Only one energized conductor must be worked on at any one time, and protective means must be used to insulate or isolate it from all others.
  - (c) When work is to be performed in manholes containing any wires or appliances carrying electrical current, they must be in a sanitary condition.

## **WAC 296-45-255 Protective equipment.**

- (1) Rubber protective equipment must be in accordance with and tested as follows:

<i>Item</i>	<i>Standard</i>
Rubber Insulating Gloves	(ASTM) D 120-2002
Rubber Matting for Use Around Electrical Apparatus	(ASTM) D 178-2001
Rubber Insulating Blankets	(ASTM) D 1048-1999
Rubber Insulating Hoods	(ASTM) D1049-2002
Rubber Insulating Line Hose	(ASTM) D1050-1999
Rubber Insulating Sleeves	(ASTM) D 1051-2002

- (2) No protective equipment or material other than rubber must be used: *Provided*, That such other nonconductive equipment may be used if it provides equal or better (dielectric) electrical and mechanical protection than rubber protective equipment: *Provided*, That the employer obtain before placing in service, manufacturer's data or other data to demonstrate that such nonrubber protective equipment provided equal or better electrical and mechanical protection than approved rubber equipment.
- (3) Protective equipment must not be used at voltages in excess of that for which the manufacturer has supplied data to the employer demonstrating that it is fit for such voltages.
- (4) No protective equipment must be modified, altered, or used for purposes other than those for which it is designed unless and until the manufacturer has, in writing, agreed or suggested that there be such modification, alteration, or use.
- (5) Each rubber glove before it is used must be inspected for defects and an approved air test performed. If, upon inspection, rubber gloves are either defective or appear to be defective, they must not be used.
- (6) Before being placed in service, all rubber protective equipment must be numbered and records kept for test purposes and assignment.
- (7) Rubber protective equipment must not be used unless it has been dielectrically tested within six months and bears marking or identification of the date of the test or the expiration date.
- (8) Protector gloves must be worn over insulating gloves.

**Exception:** Protector gloves need not be used with Class 0 gloves, under limited-use conditions, where small equipment and parts manipulation necessitate unusually high finger dexterity.

**Note:** Extra care is needed in the visual examination of the glove and in the avoidance of handling sharp objects.

- (9) Rubber gloves when not in use must be carried in an approved bag provided and designed for that purpose. It must be provided by the employer and made available to the employees.
- (10) Approved rubber gloves and carrying bag must be assigned to each employee who works with, or is exposed to energized parts.
- (11) Rubber protective equipment must not be vulcanized or patched.
- (12) A compartment or box must be provided on each electric line truck, which box or compartment must be used for storing rubber protective equipment. No equipment must be stored in said compartment or box which can or could cause damage to the rubber equipment or goods placed in the compartment or box. Additionally, a separate container or compartment must be provided for rubber blankets.
- (13) Line hose must not be doubled on themselves at any time. All blankets before storage must be wiped clean and rolled, not folded, before being placed in the container or box.
- (14) Protective line equipment of material other than rubber must be kept clean and visually inspected before each use.
- (15) If protective line equipment of material other than rubber is found to be substantially defective or unsuitable for the purpose for which it is designed and intended, said protective line equipment must not be used for personal protection of employees as may be required in Table 2 of this chapter. Said protective line equipment must be marked defective but may be otherwise used unless the defect or damage to said protective line equipment creates additional safety hazards.

### ***WAC 296-45-25505 Personal protective equipment.***

- (1) General. Personal protective equipment (PPE) must meet the requirements of chapter [296-24](#) WAC, Part L and the PPE requirements in chapter [296-800](#) WAC. PPE required by these chapters or a hazard assessment will be provided by the employer at no cost to the employee.
- (2) All protective hats must be in accordance with the specifications of ANSI Z89.1-2014, American National Standard for Industrial Head Protection, Class E, and must be worn at the job-site by employees who are exposed to overhead or electrical hazards.
- (3) Goggles, hearing protection, respirators, rubber gloves, and other such personal protective devices must not be interchanged among employees unless they have been sanitized.

**Note:** Extra care is needed in the visual examination of the glove and in the avoidance of handling sharp objects.

## **WAC 296-45-25510 *Fall protection.***

- (1) Personal fall arrest systems must meet the requirements of chapter [296-880](#) WAC, Unified safety standards for fall protection.
- (2) Personal fall arrest equipment used by employees who are exposed to hazards from flames or electric arcs, as determined by the employer under WAC 296-45-325(13), must be capable of passing a drop test equivalent to that required by subsection (3)(1) of this section after exposure to an electric arc with a heat energy of  $40 \pm 5$  cal/cm<sup>2</sup>.
- (3) Body belts and positioning straps for work-positioning equipment must meet the following requirements:
  - (a) Hardware for body belts and positioning straps must meet the following requirements:
    - (i) Hardware must be made of drop-forged steel, pressed steel, formed steel, or equivalent material.
    - (ii) Hardware must have a corrosion-resistant finish.
    - (iii) Hardware surfaces must be smooth and free of sharp edges.
  - (b) Buckles must be capable of withstanding an 8.9 kilonewton (2,000 pound-force) tension test with a maximum permanent deformation no greater than 0.4 millimeters (0.0156 inches).
  - (c) D-rings must be capable of withstanding a 22 kilonewton (5,000 pound-force) tensile test without cracking or breaking.
  - (d) Snaphooks must be capable of withstanding a 22 kilonewton (5,000 pound-force) tension test without failure.

**Note:** Distortion of the snaphook sufficient to release the keeper is considered to be tensile failure of a snaphook.
  - (e) Top grain leather or leather substitute may be used in the manufacture of body belts and positioning straps; however, leather and leather substitutes cannot be used alone as a load-bearing component of the assembly.
  - (f) Plied fabric used in positioning straps and in load-bearing parts of body belts must be constructed in such a way that no raw edges are exposed and the plies do not separate.
  - (g) Positioning straps must be capable of withstanding the following tests:

- (i) A dielectric test of 819.7 volts, AC, per centimeter (25,000 volts per foot) for three minutes without visible deterioration;
- (ii) A leakage test of 98.4 volts, AC, per centimeter (3,000 volts per foot) with a leakage current of not more than 1 mA;

**Note:** Positioning straps that pass direct-current tests at equivalent voltages are considered as meeting this requirement.

- (iii) Tension tests of 20 kilonewtons (4,500 pounds-force) for sections free of buckle holes and of 15 kilonewtons (3,500 pounds-force) for sections with buckle holes.
- (iv) A buckle-tear test with a load of 4.4 kilonewtons (1,000 pounds-force); and
- (v) A flammability test in accordance with Table 1.

**Table 1 Flammability Test**

Test Method	Criteria for Passing the Test
Vertically suspend a 500 mm (19.7 inch) length of strapping supporting a 100 kg (220.5 lb) weight.	Any flames on the positioning strap must self-extinguish.  The positioning strap must continue to support the 100 kg (220.5 lb) mass
Use a butane or propane burner with a 76 mm (3 inch) flame.	
Direct the flame to an edge of the strapping at a distance of 25 mm (1 inch).	
Remove the flame after 5 seconds.	
Wait for any flames on the positioning strap to stop burning.	

- (h) The cushion part of the body belt must contain no exposed rivets on the inside and must be at least 76 millimeters (3 inches) in width.
- (i) Tool loops must be situated on the body of a body belt so that the 100 millimeters (4 inches) of the body belt that is in the center of the back, measuring from D-ring to D-ring, is free of tool loops and any other attachments.
- (j) Copper, steel, or equivalent liners must be used around the bars of D-rings to prevent wear between these members and the leather or fabric enclosing them.
- (k) Snaphooks must be of the locking type meeting the following requirements:

- (i) The locking mechanism must first be released, or a destructive force must be placed on the keeper, before the keeper will open.
  - (ii) A force in the range of 6.7 N (1.5 lbf) to 17.8 N (4 lbf) must be required to release the locking mechanism.
  - (iii) With the locking mechanism released and with a force applied on the keeper against the face of the nose, the keeper cannot begin to open with a force of 11.2 N (2.5 lbf) or less and must begin to open with a maximum force of 17.8 N(4 lbf).
- (l) Body belts and positioning straps must be capable of withstanding a drop test as follows:
- (i) The test mass must be rigidly constructed of steel or equivalent material with a mass of 100 kg (220.5 lbm). For work-positioning equipment used by employees weighing more than 140 kg (310 lbm) fully equipped, the test mass must be increased proportionately (that is, the test mass must equal the mass of the equipped worker divided by 1.4).
  - (ii) For body belts, the body belt must be fitted snugly around the test mass and must be attached to the test-structure anchorage point by means of a wire rope.
  - (iii) For positioning straps, the strap must be adjusted to its shortest length possible to accommodate the test and connected to the test-structure anchorage point at one end and to the test mass on the other end.
  - (iv) The test mass must be dropped an unobstructed distance of 1 meter (39.4 inches) from a supporting structure that will sustain minimal deflection during the test.
  - (v) Body belts must successfully arrest the fall of the test mass and must be capable of supporting the mass after the test.
  - (vi) Positioning straps must successfully arrest the fall of the test mass without breaking, and the arrest force cannot exceed 17.8 kilonewtons (4,000 pounds-force). Additionally, snaphooks on positioning straps cannot distort to such an extent that the keeper would release.

**Note:** When used by employees weighing no more than 140 kg (310 lb) fully equipped, body belts and positioning straps that conform to American Society of Testing and Materials Standard Specifications for Personal Climbing Equipment, ASTM f 887-12<sup>el</sup>, are deemed to be in compliance with (l) of this subsection.

- (4) The following requirements apply to the care and use of personal fall protection equipment.
- (a) Work-positioning equipment must be inspected before use each day to determine that the equipment is in safe working condition. Work-positioning equipment that is not in safe working condition must not be used.

**Note:** Work-Positioning Equipment Inspection Guidelines are located in Appendix E of this chapter.

- (b) Personal fall arrest systems must be used in accordance with chapter [296-880](#) WAC, Unified safety standards for fall protection.

**Note:** Fall protection equipment rigged to arrest falls is considered a fall arrest system and must meet the applicable requirements for the design and use of those systems. Fall protection equipment rigged for work positioning is considered work-positioning equipment and must meet the applicable requirements for the design and use of that equipment.

- (c) The employer must ensure that employees use fall protection systems as follows:

- (i) Each employee working from an aerial lift must use a fall restraint system or a personal fall arrest system.
- (ii) Except as provided in (c) (iii) of this subsection, each employee in elevated locations more than 1.2 meters (4 feet) above the ground on poles, towers, or similar structures must use a personal fall arrest system, work-positioning equipment or fall restraint system, as appropriate, if the employer has not provided other fall protection meeting chapter [296-880](#) WAC, Unified safety standards for fall protection.
- (iii) Each qualified electrical employee climbing or changing location on poles, towers, or similar structures must use fall protection equipment unless the employer can demonstrate that climbing or changing location with fall protection is infeasible or creates a greater hazard than climbing or changing location without it.

Notes:

- These subsections apply to structures that support overhead electric power transmission and distribution lines and equipment. They do not apply to portions of buildings, such as loading docks, or to electric equipment, such as transformers and capacitors. Chapter [296-880](#) WAC, Unified safety standards for fall protection contains the duty to provide fall protection associated with walking and working surfaces.
  - Until the employer ensures that employees are proficient in climbing and the use of fall protection under WAC 296-45-065(8), the employees are not considered “qualified electrical employees” for the purposes of (c)(ii) and (iii) of this subsection. These subsections require unqualified employees (including trainees) to use fall protection any time they are more than 1.2 meters (4 feet) above the ground.
- (d) Work-positioning systems must be rigged so that an employee can free fall no more than 0.6 meters (2 feet).
- (e) Anchorages for work-positioning equipment must be capable of supporting at least twice the potential impact load of an employee’s fall, or 13.3 kilonewtons (3,000 pounds-force), whichever is greater.

**Note:** Wood-pole fall-restriction devices meeting American Society of Testing Materials Standard Specifications for Personal Climbing Equipment, ASTM F887-12<sup>el</sup> are deemed to meet the anchorage-strength requirement when they are used in accordance with manufacturers' instructions.

- (f) Unless the snaphook is a locking type and designed specifically for the following connections, snaphooks on work-positioning equipment must not be engaged:
  - (i) Directly to webbing, rope, or wire rope;
  - (ii) To each other;
  - (iii) To a D-ring to which another snaphook or other connector is attached.
  - (iv) To a horizontal lifeline; or
  - (v) To any object that is incompatibly shaped or dimensioned in relation to the snaphook such that accidental disengagement could occur should the connected object sufficiently depress the snaphook keeper to allow release of the object.
- (5) Employees must not wear climbers while doing work where they are not required. Employees must not continue to wear their climbers while working on the ground; except for momentary or short periods of time on the ground.
- (6) Employees, when working from a hook ladder, must either belt themselves securely to the ladder, attach themselves to the structures by means of a safety line, or belt themselves to ladder safety equipment, which must consist of a safety rope or belting threaded through the rungs or secured to the ladder at intervals of not more than three feet.
- (7) Before an employee throws their weight on a belt, the employee must determine that the snaps or fasteners are properly engaged.
- (8) Safety straps must not be placed around poles above the cross-arm except where it is not possible for the strap to slide or be slipped over the top of the pole by inadvertence of the employee. Neither end of the strap must be allowed to hang loose or dangle while the employee is ascending or descending poles or other structures.
- (9) Body belts and safety straps must not be stored with sharp-edged tools or near sharp objects. When a body belt, safety strap and climbers are kept in the same container, they must be stored in such a manner as to avoid cutting or puncturing the material of the body belt or safety strap with the gaffs or climbers.
- (10) Employees must not attach metal hooks or other metal devices to body belts. Leather straps or rawhide thongs must have hardwood or fibre crossbars. Leather straps and rawhide thongs must not have metal or other conductive crossbars on them.
- (11) Climbing gaffs must be kept properly sharpened and must be at least 1-1/8 inches in length.



- (12) Lifelines must be protected against being cut or abraded.
- (13) Fall arrest equipment, work positioning equipment, or travel restricting equipment must be used by employees working at elevated locations more than 4 feet (1.2 m) above the ground on poles, towers, or similar structures if other fall protection has not been provided.

### ***WAC 296-45-275 Ladders, platforms, and manhole steps.***

- (1) General. Requirements for ladders contained in chapter [296-876](#) WAC apply, except as specifically noted in subsection (2) of this section.
- (2) Special ladders and platforms. Portable ladders and platforms used on structures or conductors in conjunction with overhead line work need not meet chapter [296-876](#) WAC. However, these ladders and platforms must meet the following requirements:
  - (a) Ladders and platforms must be secured to prevent their becoming accidentally dislodged.
  - (b) Ladders and platforms must not be loaded in excess of the working loads for which they are designed.
  - (c) Ladders and platforms may be used only in applications for which they were designed.
  - (d) In the configurations in which they are used, ladders and platforms must be capable of supporting without failure at least 2.5 times the maximum intended load.
  - (e) All ladders must be handled and stored in such a manner as to prevent damage to the ladder.
  - (f) When ascending or descending a ladder, the employee must face the ladder and have free use of both hands.
  - (g) All defective ladders must be taken out of service and labeled as defective.
  - (h) When a ladder is being used which is not fixed or otherwise secured, there must be an attendant to hold the ladder and watch traffic when the work is being done on streets, alleys, sidewalks, or in industrial plants or other places where there exists the possibility of accidental contact with the ladder by third persons or vehicles.
  - (i) When working on the ladder, employees must, where possible, tie the top of the ladder to a substantial object to prevent falling unless the ladder is equipped with approved hooks which may be used for the same purpose.
  - (j) Portable ladders must not be moved with employees on the ladder.
  - (k) No employee must ascend or descend a rolling ladder while it is moving.
  - (l) No employee must stand on the top two steps of a step ladder.

- (m) No employee must use a step ladder as a straight ladder.
  - (n) Ladders must always be placed on a secure footing with both legs resting firmly on the lower surface.
  - (o) Ladders made by fastening cleats or similar devices across a single rail must not be used.
- (3) Conductive ladders. Portable metal ladders and other portable conductive ladders must not be used near exposed energized lines or equipment. However, in specialized high-voltage work, conductive ladders must be used where the employer can demonstrate that nonconductive ladders would present a greater hazard than conductive ladders.

**Note:** A greater electrical hazard would be static electricity such as might be found in extra high voltage substations.

- (4) All conductive or metal ladders must be prominently marked and identified as being conductive and must be grounded when used near energized lines or equipment.

**Note:** See chapter [296-876](#) WAC for additional ladder requirements.

## ***WAC 296-45-285 Hand and portable powered tools.***

- (1) General requirements.
- (a) The employer must assure that each hand and portable powered tool, including any tool provided by an employee, is maintained in serviceable condition.
  - (b) The employer must assure that each tool, including any tool provided by an employee, is inspected before initial use during each workshift. At a minimum, the inspection must include the following:
    - (i) Handles and guards, to assure that they are sound, tight-fitting, properly shaped, free of splinters and sharp edges, and in place;
    - (ii) Controls, to assure proper function;
    - (iii) Heads of shock, impact-driven and driving tools, to assure that there is no mushrooming;
    - (iv) Cutting edges, to assure that they are sharp and properly shaped; and
    - (v) All other safety devices, to assure that they are in place and function properly.
  - (c) The employer must assure that each tool is used only for purposes for which it has been designed.
  - (d) When the head of any shock, impact-driven or driving tool begins to chip, it must be repaired or removed from service.

- (e) The cutting edge of each tool must be sharpened in accordance with manufacturer's specifications whenever it becomes dull during the workshift.
  - (f) Each tool must be stored in the provided location when not being used at a work site.
  - (g) Racks, boxes, holsters or other means must be provided, arranged and used for the transportation of tools so that a hazard is not created for any vehicle operator or passenger.
- (5) Electric equipment connected by cord and plug must meet the following requirements:
- (a) Cord- and plug-connected equipment supplied by premises wiring is covered by chapter [296-24](#) WAC, Part L and WAC [296-800-280](#).
  - (b) Any cord- and plug-connected equipment supplied by other than premises wiring must comply with one of the following instead of chapter [296-24](#) WAC, Part L and WAC [296-800-280](#).
    - (i) It must be equipped with a cord containing an equipment grounding conductor connected to the tool frame and to a means for grounding the other end (however, this option may not be used where the introduction of the ground into the work environment increases the hazard to an employee); or
    - (ii) It must be of the double-insulated type conforming to chapter [296-24](#) WAC, Part L and WAC [296-800-280](#); or
    - (iii) It must be connected to the power supply through an isolating transformer with an ungrounded secondary.
  - (c) Portable and vehicle-mounted generators. Portable and vehicle-mounted generators used to supply cord- and plug-connected equipment must meet the following requirements:
  - (d) The generator may only supply equipment located on the generator or the vehicle and cord- and plug-connected equipment through receptacles mounted on the generator or the vehicle.
  - (e) The non-current-carrying metal parts of equipment and the equipment grounding conductor terminals of the receptacles must be bonded to the generator frame.
  - (f) In the case of vehicle-mounted generators, the frame of the generator must be bonded to the vehicle frame.
  - (g) Any neutral conductor must be bonded to the generator frame.
- (6) Hydraulic and pneumatic tools must meet the following requirements:
- (a) Safe operating pressures for hydraulic and pneumatic tools, hoses, valves, pipes, filters, and fittings must not be exceeded.

**Note:** If any hazardous defects are present, no operating pressure would be safe, and the hydraulic or pneumatic equipment involved may not be used. In the absence of defects, the maximum rated operating pressure is the maximum safe pressure.

- (b) A hydraulic or pneumatic tool used where it may contact exposed live parts must use non-conductive hoses and be designed and maintained for such use.
- (c) The hydraulic system supplying a hydraulic tool used where it may contact exposed live parts must provide protection against loss of insulating value for the voltage involved due to the formation of a partial vacuum in the hydraulic line.

**Note:** Hydraulic lines without check valves having a separation of more than 35 feet (10.7 m) between the oil reservoir and the upper end of the hydraulic system promote the formation of a partial vacuum.

- (d) A pneumatic tool used on energized electric lines or equipment or used where it may contact exposed live parts must provide protection against the accumulation of moisture in the air supply.
- (e) Pressure must be released before connections are broken, unless quick acting, self-closing connectors are used. Hoses must not be kinked.
- (f) Employees cannot use any part of their bodies to locate or attempt to stop a hydraulic leak.

## ***WAC 296-45-295 Gasoline engine power chain saws.***

- (1) Each chain saw placed into initial service after February 9, 1995, must be equipped with a chain brake and must otherwise meet the requirements of the ANSI B175.1-2012 "Safety Requirements for Gasoline-Powered Chain Saws." Each chain saw placed into service before February 9, 1995, must be equipped with a protective device that minimizes chain saw kickback, i.e., reduced kickback bar, chains, bar tip guard or chain brake. No chain-saw kickback device must be removed or otherwise disabled.
- (2) Gasoline-engine power saw operations must meet the requirements of WAC [296-54-537\(10\)](#).
- (3) The chain saw must be operated and adjusted in accordance with the manufacturer's instructions.
- (4) The employer must ensure that each chain saw, including any chain saw provided by an employee, is inspected before initial use during each workshift. At a minimum, the inspection must include the following:
  - (a) Chain-saw chains, to assure proper adjustment;
  - (b) Chain-saw mufflers, to assure that they are operational and in place;
  - (c) Chain brakes and nose shielding devices, to assure that they are in place and function properly;

- (5) The chain saw must be fueled at least 10 feet (3 m) from any open flame or other source of ignition.
- (6) The chain saw must be started at least 10 feet (3 m) from the fueling area.
- (7) The chain saw must be started on the ground or where otherwise firmly supported. Drop-starting a chain saw is prohibited.
- (8) The chain saw must be started with the chain brake engaged.
- (9) The chain saw must be held with the thumbs and fingers of both hands encircling the handles during operation unless the employer demonstrates that a greater hazard is posed by keeping both hands on the chain saw in that particular situation.
- (10) The chain-saw operator must be certain of footing before starting to cut. The chain saw must not be used in a position or at a distance that could cause the operator to become off-balance, to have insecure footing, or to relinquish a firm grip on the saw.
- (11) Prior to felling any tree, the chain saw operator must clear away brush or other potential obstacles which might interfere with cutting the tree or using the retreat path.
- (12) The chain saw must not be used to cut directly overhead.
- (13) The chain saw must be carried in a manner that will prevent operator contact with the cutting chain and muffler.
- (14) The chain saw must be shut off or at idle before the feller starts their retreat.
- (15) The chain saw must be shut down or the chain brake must be engaged whenever a saw is carried further than 50 feet (15.2 m). The chain saw must be shut down or the chain brake must be engaged when a saw is carried less than 50 feet if conditions such as, but not limited to, the terrain, underbrush and slippery surfaces, may create a hazard for an employee.

**Note:** When an employee working aloft in trees or on poles when supported by climbing spurs and climbing belt, or when an employee is working from a vehicle mounted elevating and rotating work platform meeting the requirements of chapter [296-869](#) WAC, Elevating work platforms, leg protection covering the full length of the thigh to the top of the boot on each leg to protect against contact with a moving chain saw is not required.

- (16) Each power saw weighing more than 15 pounds (6.8 kilograms, service weight) that is used in trees must be supported by a separate line, except when work is performed from an aerial lift and except during topping or removing operations where no supporting limb will be available, and the following:
  - (a) Each power saw must be equipped with a control that will return the saw to idling speed when released;

- (b) Each power saw must be equipped with a clutch and must be so adjusted that the clutch will not engage the chain drive at idling speed;
- (c) Drop starting of saws over 15 pounds (6.8 kg) is permitted outside of the bucket of an aerial lift only if the area below the lift is clear of personnel;
- (d) A power saw engine may be started and operated only when all employees other than the operator are clear of the saw;
- (e) A power saw cannot be running when the saw is being carried up into a tree by an employee; and
- (f) Power saw engines must be stopped for all cleaning, refueling, adjustments, and repairs to the saw or motor, except as the manufacturer's servicing procedures require otherwise.

### **WAC 296-45-305 *Live-line tools.***

- (1) Design of tools. Live-line tool rods, tubes, and poles must be designed and constructed to withstand the following minimum tests:
  - (a) 100,000 volts per foot (3281 volts per centimeter) of length for 5 minutes if the tool is made of fiberglass-reinforced plastic (FRP); or
  - (b) 75,000 volts per foot (2461 volts per centimeter) of length for 3 minutes if the tool is made of wood; or
  - (c) Other tests that the employer can demonstrate are equivalent.

**Note:** Live-line tools using rod and tube that meet ASTM F711-02-(2013), Standard Specification for Fiberglass-Reinforced Plastic (FRP) Rod and Tube Used in Live-Line Tools, conform to subsection (1)(a) of this section.
- (2) Condition of tools.
  - (a) Each live-line tool must be wiped clean and visually inspected for defects before use each day.
  - (b) If any defect or contamination that could adversely affect the insulating qualities or mechanical integrity of the live-line tool is present after wiping, the tool must be removed from service and examined and tested according to this section before being returned to service.
  - (c) Live-line tools used for primary employee protection must be removed from service every two years and whenever required under this section for examination, cleaning, repair, and testing as follows:
    - (i) Each tool must be thoroughly examined for defects.

- (ii) If a defect or contamination that could adversely affect the insulating qualities or mechanical integrity of the live-line tool is found, the tool must be repaired and refinished or must be permanently removed from service. If no such defect or contamination is found, the tool must be cleaned and waxed.
- (iii) The tool must be tested in accordance with this section under the following conditions:
  - (A) After the tool has been repaired or refinished; and
  - (B) After the examination if repair or refinishing is not performed, unless the tool is made of FRP rod or foam-filled FRP tube and the employer can demonstrate that the tool has no defects that could cause it to fail in use.
- (iv) The test method used must be designed to verify the tool's integrity along its entire working length and, if the tool is made of fiberglass-reinforced plastic, its integrity under wet conditions.
- (v) The voltage applied during the tests must be as follows:
  - (A) 75,000 volts per foot (2461 volts per centimeter) of length for one minute if the tool is made of fiberglass; or
  - (B) 50,000 volts per foot (1640 volts per centimeter) of length for one minute if the tool is made of wood; or
  - (C) Other tests that the employer can demonstrate are equivalent.

**Note:** Guidelines for the examination, cleaning, repairing, and in-service testing of live-line tools are contained in the Institute of Electrical and Electronics Engineers Guide for In-Service Maintenance and Electrical Testing of Live-Line Tools, IEEE Std.516-2009

- (g) Live-line tools and rope must be stored and maintained and used in such a manner as to prevent damage. Live-line tools and ropes must not be used for purposes other than line work.

### ***WAC 296-45-315 Materials handling and storage.***

- (1) General. Material handling and storage must conform to the requirements of chapter [296-24](#) WAC, Part D.
- (2) Materials storage near energized lines or equipment. In areas not restricted to qualified electrical employees only, materials or equipment cannot not be stored closer to energized lines or exposed energized parts of equipment than the following distances plus an amount providing for the maximum sag and side swing of all conductors and providing for the height and movement of material handling equipment:
  - (a) For lines and equipment energized at 50 kV or less, the distance is 10 feet (305 cm).

(b) For lines and equipment energized at more than 50 kV, the distance is 10 feet (305 cm) plus 4 inches (10 cm) for every 10 kV over 50 kV.

(c) In areas restricted to qualified electrical employees, material cannot be stored within the working space about energized lines or equipment.

**Note:** Requirements for the size of the working space are contained in WAC 296-45-475(1) and 296-45-48515.

(3) Prior to unloading steel, poles, crossarms and similar materials, the load must be thoroughly examined to determine if the load has shifted, binders or stakes have broken or the load is otherwise hazardous to employees.

The hoist rope must not be wrapped around the load. This provision will not apply to electric construction crews when setting or removing poles.

(4) Pole handling.

(a) During pole hauling operations, all loads must be secured to prevent displacement, and a red flag must be displayed at the trailing end of the longest pole.

(b) While loading and unloading materials, roadways must not be blocked unless approved traffic control is used.

(c) When hauling poles during darkness, illuminated warning devices must be attached to the trailing end of the longest pole in accordance with the state of Washington motor vehicle code.

(d) Framing. During framing operations, employees must not work under a pole or a structure suspended by a crane, A-frame or similar equipment unless the pole or structure is adequately supported.

(5) **Tag lines.** When necessary to control loads, tag lines or other approved devices must be used.

(6) Oil filled equipment. During construction or repair of oil filled equipment, the oil may be stored in temporary containers other than those required by WAC [296-155](#)-270, such as pillow tanks.

(7) Storage of tools and materials. All tools and materials must be stored in a safe and orderly manner in yards for equipment and other areas.

## ***WAC 296-45-325 Working on or near exposed energized parts.***

This section applies to work on exposed live parts, or near enough to them, to expose the employee to any hazard they present.

(1) General. Only qualified electrical employees may work on or with exposed energized lines or parts of equipment. Only qualified electrical employees may work in areas containing unguarded, uninsulated energized lines or parts of equipment operating at 50 volts or more. Electric lines and



equipment must be considered and treated as energized unless the provisions of WAC 296-45-175 through 296-45-17565 or 296-45-335 have been followed.

- (2) Except as provided in subsection (3) of this section, at least two qualified electrical employees must be present while the following types of work are being performed:
- (a) Installation, removal, or repair of lines that are energized at more than 600 volts;
  - (b) Installation, removal, or repair of deenergized lines if an employee is exposed to contact with other parts energized at more than 600 volts;
  - (c) Installation, removal, or repair of equipment, such as transformers, capacitors, and regulators, if an employee is exposed to contact with parts energized at more than 600 volts;
  - (d) Work involving the use of mechanical equipment, other than insulated aerial lifts, near parts energized at more than 600 volts; and
  - (e) Other work that exposes an employee to electrical hazards greater than or equal to those posed by operations that are specifically listed in subsection (2)(a) through (d) of this section.

Notes:

- One qualified electrical employee will serve principally as a standby person who must be so located that they may physically reach the other qualified electrical employee in the event of an accident either with their hand or with a hot stick twelve feet or less in length. The standby person will be so positioned as to be able to observe the other employee, their bodily movements, and verbally warn of any impending dangers. In no case when working in pairs will qualified electrical employees work simultaneously on energized wires or parts of different phases or polarity.
  - When installing or removing a hot line clamp connection on a multiphase system, it is permissible for the second qualified electrical employee to stand by at the lower controls of the aerial lift provided the connection or disconnection does not interrupt or pick up the load. The hot line clamp and connecting jumper must be constructed so it cannot make contact with any other energized parts. The work must not be performed above lines or apparatus energized at more than 600 V.
  - In cases of necessity the stand-by person may temporarily assist the other qualified electrical employee provided that they both work on wires or parts of the same phase or polarity. Both qualified electrical employees must so position themselves so that the presence of the second person does not increase the hazard.
- (3) The provisions of WAC 296-45-325(2) do not apply to (a) through (e) of this subsection. In addition to the requirements of (4), a qualified electrical employee working under this subsection (3), must position themselves so that they are neither within reach of nor otherwise exposed to contact with energized parts.
- (a) When re-fusing circuits or equipment with a hot stick.

- (b) When operating switches by means of operating handle or switch sticks.
- (c) When installing or removing a hot line clamp connection with an approved hot stick on a single-phase line or apparatus, providing that the connection or disconnection does not interrupt or pick up a load.

Notes:

- The hot line clamp and connecting jumper must be constructed so that it cannot make contact with any other energized parts.
  - On a multiphase feed this applies only when one single-phase line or apparatus is present on the load side.
- (d) When installing or removing by hot stick simple load metering devices provided the connection does not interrupt or pickup load.
  - (e) Emergency repairs to the extent necessary to safeguard the general public.
- (4) Minimum approach distances. The employer must ensure that no employee approaches or takes any conductive object closer to exposed energized parts than set forth in Table 2, unless:
- (a) The employee is insulated from the energized part (insulating gloves or insulating gloves and sleeves worn in accordance with subsection (6) of this section are considered insulation of the employee only with regard to the energized part upon which work is being performed); or
  - (b) The energized part is insulated from the employee and from any other conductive object at a different potential;
  - (c) Appendix A of this chapter contains additional information relating to working on exposed energized parts;
  - (d) For voltages over 72.5 kilovolts, the employer must determine the maximum anticipated per-unit transient overvoltage, phase-to-ground, through an engineering analysis or assume a maximum anticipated per-unit transient overvoltage, phase-to-ground, in accordance with Table 4 of this section. When the employer uses portable protective gaps to control the maximum transient overvoltage, the value of the maximum anticipated per-unit transient overvoltage, phase-to-ground, must provide for five standard deviations between the statistical spark-over voltage of the gap and the statistical withstand voltage corresponding to the electrical component of the minimum approach distance. The employer must make any engineering analysis conducted to determine maximum anticipated per-unit transient overvoltage available upon request to employees and to the department for examination and copying.

**Table 2 AC Live Work Minimum Approach Distance****Table 2-A For Voltages of 72.5 KV and Less <sup>(1,2,3,4)</sup>**

<u>Voltage in Kilovolts</u>	<u>Distance to Employee</u>					
<b>Phase-to-Phase*</b>	<b>Phase-to-Ground</b>			<b>Phase-to-Phase</b>		
	<b>(ft-in)</b>	<b>(ft-1/10)</b>	<b>(m)</b>	<b>(ft-in)</b>	<b>(ft-1/10)</b>	<b>(m)</b>
0 to 0.050	not specified			not specified		
0.051 to 0.300	avoid contact			avoid contact		
0.301 to 0.750	(1'-2")	1.09	(0.33)	(1'-2")	1.09	(0.33)
0.751 to 5	(2'-1")	2.07	(0.63)	(2'-1")	2.07	(0.63)
5.1 to 15.0	(2'-2")	2.14	(0.65")	(2'-3")	2.24	(0.68)
15.1 to 36	(2'-7")	2.53	(0.77)	(3'-0")	2.92	(0.89)
36.1 to 46.0	(2'-10")	2.76	(0.84)	(3'-3")	3.22	(0.98)
46.1 to 72.5	(3'-3")	3.29**	(1.00)	(4'-0")	3.94	(1.20)

<sup>1</sup>Employers may use the minimum approach distances in this table provided the worksite is at an elevation of 3,000 feet (900 meters) or less. If employees will be working at elevations greater than 3,000 feet (900 meters) above mean sea level, the employer must determine minimum approach distances by multiplying the distances in this table by the correction factor in Table 3 below, altitude correction factors.

<sup>2</sup>For single-phase systems, use voltage-to-ground.

<sup>3</sup>For single-phase lines off three phase systems, use the phase-to-phase voltage of the system.

<sup>4</sup>The 46.1 to 72.5 kV phase-to-ground 3-3 distance contains a 1-3 electrical component and a 2-0 inadvertent movement component.

Table 2-B For Voltages of 72.6 KV and up <sup>(5,6,7)</sup>

<u>Voltage in Kilovolts</u>	<u>Distance to Employee</u>					
<b>Phase-to-Phase*</b>	<b>Phase-to-Ground (ft-in)</b>			<b>Phase-to-Phase</b>		
	<b>(ft-1/10)</b>	<b>(ft-in)</b>	<b>(m)</b>	<b>(ft-1/10)</b>	<b>(ft-in)</b>	<b>(m)</b>
72.6 to 121	(3'-9")**	3.71**	(1.13)	(4'-8")	4.66	(1.42)
121.1 to 145.0	(4'-4")	4.27	(1.30)	(5'-5")	5.38	(1.64)
145.1 to 169.0	(4'-10")	4.79	(1.46)	(6'-5")	6.36	(1.94)
169.1 to 242.0	(6'-8")	6.59	(2.01)	(10'-2")	10.10	(3.08)
242.1 to 362.0	(11'-3")	11.19	(3.41)	(18'-2")	18.11	(5.52)
362.1 to 420.0	(14'-0")	13.94	(4.25)	(22'-5")	22.34	(6.81)
420.1 to 550.0	(16'-8")	16.63	(5.07)	(27'-1")	27.03	(8.24)
550.1 to 800.0	(22'-7")	22.57	(6.88)	(37'-5")	37.34	(11.38)

<sup>5</sup>Employers may use the minimum approach distances in this table provided the worksite is at an elevation of 3,000 feet (900 meters) or less. If employees will be working at elevations greater than 3,000 feet (900 meters) above mean sea level, the employer must determine minimum approach distances by multiplying the distances in this table by the correction factor in Table 3 below, altitude correction factors.

<sup>6</sup>Employers may use the phase-to-phase minimum approach distances in this table provided that no insulated tool spans the gap and no large conductive object is in the gap. (See Equation 1 for voltages of 72.6-800 kV in Appendix A.

<sup>7</sup>The 72.6 to 121 kV phase-to-ground 3-9 distance contains a 2-9 electrical component and a 1'-0 inadvertent movement component.\*\*

**Note:** The clear live-line tool distance shall equal or exceed the values for the indicated voltage ranges.

Table 3 Altitude Correction Factors

Altitude above sea level (m)

<i>Meters</i>	<i>A</i>
0 to 900	1.00
901 to 1,200	1.02
1,201 to 1,500	1.05
1,501 to 1,800	1.08
1,801 to 2,100	1.11
2,101 to 2,400	1.14
2,401 to 2,700	1.17
2,701 to 3,000	1.20
3,001 to 3,600	1.25
3,601 to 4,200	1.30
4,201 to 4,800	1.35
4,801 to 5,400	1.39
5,401 to 6,000	1.44

Table 4 Assumed Maximum Per-Unit Transient Overvoltage

<b>Voltage Range (kV)</b>	<b>Type of Current (ac or dc)</b>	<b>Assumed Maximum Per-Unit Transient Overvoltage</b>
72.6 to 420.0	ac	3.5
420.1 to 550.0	ac	3.0
550.1 to 800.0	ac	2.5
250 to 750	dc	1.8

Notes:

- WAC 296-45-475 (5)(a) and 296-45-48525(1) contain requirements for the guarding and isolation of live parts. Parts of electric circuits that meet these two provisions are not considered as “exposed” unless a guard is removed or an employee enters the space intended to provide isolation from the live parts.
- When an employee is required to work on or within reach of any unprotected conductors that are or may become energized at more than 50 volts and less than 600 volts between phases, they shall take the following precautions:
  - They shall wear approved insulating gloves or insulating gloves and sleeves during the time they are working on such conductor; or
  - They shall cover, with approved devices, any adjacent unprotected conductor that could be touched by any part of their body, and use insulated tools.
  - Cables which are properly insulated for the voltages to which they are energized, shall be considered as an effective barrier to protect the employees and Table 2 need not apply.
- Appendix A of this chapter contains additional information relating to working on exposed energized parts.

(5) Initial determination.

- (a) Before any work is performed, the location of energized lines and their condition, the location and condition of energized equipment, the condition of the poles, the location of circuits and equipment including power communication lines, CATV and fire alarm circuits, must be determined and communicated to employees as will any other particular hazard of a particular work site.
- (b) No work must be performed on energized lines or parts until the voltage of such equipment and lines is determined.

(6) Type of insulation. If the employee is to be insulated from energized parts by the use of insulating gloves (under subsection (4) of this section), insulating sleeves must also be used. However, insulating sleeves need not be used under the following conditions:

- (a) If exposed energized parts on which work is not being performed are insulated from the employee; and
- (b) If such insulation is placed from a position not exposing the employee's upper arm to contact with other energized parts.

(7) Working position. The employer must ensure that each employee, to the extent that other safety-related conditions at the worksite permit, works in a position from which a slip or shock will not

bring the employee's body into contact with exposed, uninsulated parts energized at a potential different from the employee.

- (8) Making connections. The employer must ensure that connections are made as follows:
  - (a) In connecting deenergized equipment or lines to an energized circuit by means of a conducting wire or device, an employee must first attach the wire to the deenergized part;
  - (b) When disconnecting equipment or lines from an energized circuit by means of a conducting wire or device, an employee must remove the source end first; and
  - (c) When lines or equipment are connected to or disconnected from energized circuits, loose conductors must be kept away from exposed energized parts.
- (9) Rubber gloves can only be used on 5,000 volts or less between phases.
- (10) It must not be permissible to consider one part of a high voltage switch or disconnect as deenergized for the purpose of doing work on it if the remainder of the switch or disconnect remains energized unless approved barriers are erected which will prevent employees who are doing the work on such equipment from coming in direct contact with the energized parts.
- (11) Conductor support tools such as link sticks, strain carriers, and insulator cradles may be used: *Provided*, That the clear insulation is at least as long as the insulator string or the minimum distance specified in Table 2 for the operating voltage.
- (12) Apparel.
  - (a) When work is performed within reaching distance of exposed energized parts of equipment, the employer must ensure that each employee removes or renders nonconductive all exposed conductive articles, such as key or watch chains, rings, or wrist watches or bands, unless such articles do not increase the hazards associated with contact with the energized parts.
  - (b) Employees must wear clothing appropriate to the season and the kind of work being performed. Shirts or jumpers must have full length sleeves that are rolled down. Protective hard hats and eye protection must be worn when working on or near live parts or while climbing poles.
- (13) Protection from flames and electric arcs.
  - (a) The employer must assess the workplace to identify employees exposed to hazards from flames or from electric arcs.
  - (b) For each employee exposed to hazards from electric arcs, the employer must make a reasonable estimate of the incident heat energy to which the employee would be exposed.

Notes:

- Appendix D of this chapter provides guidance on estimating available heat energy. The department will deem employers following the guidance in Appendix D to be in

compliance with (b) of this subsection. An employer may choose a method of calculating incident heat energy not included in Appendix D if the chosen method reasonably predicts the incident energy to which the employee would be exposed.

- This subsection does not require the employer to estimate the incident heat energy exposure for every job task performed by each employee. The employer may make broad estimates that cover multiple system areas provided the employer uses reasonable assumptions about the energy-exposure distribution throughout the system and provided the estimates represent the maximum employee exposure for those areas. For example, the employer could estimate the heat energy just outside a substation feeding a radial distribution system and use that estimate for all jobs performed on that radial system.

- (c) The employer must ensure that each employee who is exposed to hazards from flames or electric arcs does not wear clothing that could melt onto their skin or that could ignite and continue to burn when exposed to flames or the heat energy estimated under (b) of this subsection.

**Note:** This subsection prohibits clothing made from acetate, nylon, polyester, rayon and polypropylene, either alone or in blends, unless the employer demonstrates that the fabric has been treated to withstand the conditions that may be encountered by the employee or that the employee wears the clothing in such a manner as to eliminate the hazard involved.

- (d) The employer must ensure that the outer layer of clothing worn by an employee, except for clothing not required to be arc rated under (e)(i) through (v) of this subsection, is flame resistant under any of the following conditions:

- (i) The employee is exposed to contact with energized circuit parts operating at more than 600 volts;
- (ii) An electric arc could ignite flammable material in the work area that, in turn, could ignite the employee's clothing;
- (iii) Molten metal or electric arcs from faulted conductors in the work area could ignite the employees clothing; or

**Note:** This subsection does not apply to conductors that are capable of carrying, without failure, the maximum available fault current for the time the circuit protective devices take to interrupt the fault.

- (iv) The incident heat energy estimated under (b) of this subsection exceeds 2.0 cal/cm<sup>2</sup>.

- (e) The employer must ensure that each employee exposed to hazards from electric arcs wears protective clothing and other protective equipment with an arc rating greater than or equal to the heat energy estimated under (b) of this subsection whenever that estimate exceeds 2.0 cal/cm<sup>2</sup>. This protective equipment must cover the employee's entire body, except as follows:

- (i) Arc-rated protection is not necessary for the employee's hands when the employee is wearing rubber insulating gloves with protectors or, if the estimated incident energy is



not more than 14 cal/cm<sup>2</sup>, heavy-duty leather work gloves with a weight of at least 407 gm/m<sup>2</sup> (12 oz/yd<sup>2</sup>);

- (ii) Arc-rated protection is not necessary for the employee's feet when the employee is wearing heavy-duty work shoes or boots;
- (iii) Arc-rated protection is not necessary for the employee's head when the employee is wearing head protection meeting WAC [296-800-16055](#) if the estimated incident energy is less than 9 cal/cm<sup>2</sup> for exposures involving single-phase arcs in open air or 5 cal/cm<sup>2</sup> for other exposures;
- (iv) The protection for the employee's head may consist of head protection meeting WAC [296-800-16055](#) and a faceshield with a minimum arc rating of 8 cal/cm<sup>2</sup> if the estimated incident-energy exposure is less than 13 cal/cm<sup>2</sup> for exposures involving single-phase arcs in open air or 9 cal/cm<sup>2</sup> for other exposures; and
- (v) For exposures involving single-phase arcs in open air, the arc rating for the employee's head and face protection may be 4 cal/cm<sup>2</sup> less than the estimated incident-energy.

**Note:** See Appendix D of this chapter for further information on the selection of appropriate protection.

- (14) Fuse handling. When fuses must be installed or removed with one or both terminals energized at more than 300 volts or with exposed parts energized at more than 50 volts, the employer must ensure that tools or gloves rated for the voltage are used. When expulsion-type fuses are installed with one or both terminals energized at more than 300 volts, the employer must ensure that each employee wears eye protection meeting the requirements of WAC 296-45-25505(1), uses a tool rated for the voltage, and is clear of the exhaust path of the fuse barrel.
- (15) Covered (noninsulated) conductors. The requirements of this section which pertain to the hazards of exposed live parts also apply when work is performed in the proximity of covered (noninsulated) wires.
- (16) Noncurrent-carrying metal parts. Noncurrent-carrying metal parts of equipment or devices, such as transformer cases and circuit breaker housings, must be treated as energized at the highest voltage to which they are exposed, unless the employer inspects the installation and determines that these parts are grounded before work is performed.
- (17) Opening circuits under load. Devices used to open circuits under load conditions must be designed to interrupt the current involved.

### ***WAC 296-45-335 Deenergizing lines and equipment for employee protection.***

- (1) Application. This section applies to the deenergizing of transmission and distribution lines and equipment for the purpose of protecting employees. Control of hazardous energy sources used in

the generation of electric energy is covered in WAC 296-45-175. Conductors and parts of electric equipment that have been deenergized under procedures other than those required by WAC 296-45-175 or 296-45-335, as applicable, must be treated as energized.

(2) General.

- (a) If a system operator is in charge of the lines or equipment and their means of disconnection, all of the requirements of subsection (3) of this section must be observed, in the order given.
- (b) If no system operator is in charge of the lines or equipment and their means of disconnection, one employee in the crew must be designated as being in charge of the clearance. All of the requirements of subsection (3) of this section apply, in the order given, except as provided in subsection (2)(c) of this section. The employee in charge of the clearance must take the place of the system operator, as necessary.
- (c) If only one crew will be working on the lines or equipment and if the means of disconnection is accessible and visible to and under the sole control of the employee in charge of the clearance, subsection (3)(a), (c), and (d) of this section do not apply. Additionally, tags required by the remaining provisions of subsection (3) of this section need not be used.
- (d) Any disconnecting means that are accessible to persons outside the employer's control (for example, the general public) must be rendered inoperable while they are open for the purpose of protecting employees.

(3) Deenergizing lines and equipment.

- (a) In all cases, switching orders must be given directly to the employees in charge of operating the switches by the system operator who has jurisdiction and such communications must be repeated back word for word to the speaker. When requesting clearance on lines under the control of the system operator, a person requesting the clearance must obtain the name of the system operator to whom the request was made and the system operator must obtain the name of the person requesting the clearance; and assure that the person is qualified to receive such a clearance. A qualified electrical employee must make a request of the system operator to have the particular section of line or equipment deenergized. The qualified electrical employee becomes the employee in charge (as this term is used in subsection (2)(b) of this section) and is responsible for the clearance. In giving a clearance, the system operator must make certain that the person to whom the clearance is given is fully aware of the extent or the limits of the clearance.
- (b) All switches, disconnectors, jumpers, taps, and other means through which known sources of electric energy may be supplied to the particular lines and equipment to be deenergized must be opened. Such means must be rendered inoperable, unless its design does not so permit, and tagged to indicate that employees are at work.
- (c) Automatically and remotely controlled switches that could cause the opened disconnecting means to close must also be tagged at the point of control. The automatic or remote control feature must be rendered inoperable, unless its design does not so permit.

- (d) Tags must prohibit operation of the disconnecting means and must indicate that employees are at work.
- (e) After the applicable requirements in subsection (3)(a) through (d) of this section have been followed and the employee in charge of the work has been given a clearance by the system operator, the lines and equipment to be worked must be tested to ensure that they are deenergized.
- (4) The system operator must order clearance tags printed on red cardboard, or equivalent, not less than 2-1/4 inches by 4-1/2 inches, attached to all switches opened or checked open to provide clearance on any line or equipment for employees to work thereon.
- (5) Clearance tags attached to substation control devices and to line switches beyond the switchyard of any substation; indicating the limits of the clearance involved; must state the designation of the switch opened or checked open and tagged; the name of the person to whom the clearance is to be issued; the date and time the switch was opened or checked open; the name of the dispatcher ordering the switching and tagging; and the name of the person doing the switching and tagging.
- (6) Protective grounds must be installed as required by WAC 296-45-345.
- (7) After the applicable requirements of subsection (3)(a) through (d) of this section have been followed, the lines and equipment involved may be worked as deenergized.
- (8) If two or more independent crews will be working on the same lines or equipment, each crew must independently comply with the requirements in subsection (3) of this section.
- (9) To transfer the clearance, the employee in charge (or, if the employee in charge is forced to leave the worksite due to illness or other emergency, the employee's supervisor) must inform the system operator; employees in the crew must be informed of the transfer; and the new employee in charge must be responsible for the clearance.
- (10) To release a clearance, the employee in charge must:
  - (a) Notify employees under their direction that the clearance is to be released;
  - (b) Determine that all employees in the crew are clear of the lines and equipment;
  - (c) Determine that all protective grounds installed by the crew have been removed; and
  - (d) Report this information to the system operator and release the clearance.
- (11) The person releasing a clearance must be the same person that requested the clearance, unless responsibility has been transferred under subsection (9) of this section.
- (12) Tags cannot be removed unless the associated clearance has been released under subsection (10) of this section.
- (13) Only after all protective grounds have been removed, after all crews working on the lines or equipment have released their clearances, after all employees are clear of the lines and equipment,

and after all protective tags have been removed from a given point of disconnection, may action be initiated to reenergize the lines or equipment at that point of disconnection.

- (14) To meet unforeseen conditions, it will be permissible to tag isolated switches for the system operator and issue clearances against this tag. In tagging out inter-utility tie lines, the open switches on the foreign end of the line must be tagged for the foreign system operator requesting the outage who will issue clearances to individuals of the organization against this tag.
- (15) Network protectors. The employer need not use the tags mentioned in subsection (3)(d) and (e) of this section on a network protector for work on the primary feeder for the network protector's associated network transformer when the employer can demonstrate all of the following conditions:
  - (a) Every network protector is maintained so that it will immediately trip open if closed when a primary conductor is deenergized;
  - (b) Employees cannot manually place any network protector in a closed position without the use of tools, and any manual override position is blocked, locked, or otherwise disabled; and
  - (c) The employer has procedures for manually overriding any network protector that incorporate provisions for determining, before anyone places a network protector in a closed position, that: The line connected to the network protector is not deenergized for the protection of any employee working on the line; and (if the line connected to the network protector is not deenergized for the protection of any employee working on the line) the primary conductors for the network protector are energized.
- (16) Metal-clad, draw-out switchgear of over 600 volts in which the physical separation of the disconnecting parts is not visible may be used to clear a line or equipment, provided the switchgear is equipped with:
  - (a) A positive positioning means to insure that the disconnecting contacts are separated;
  - (b) An isolating shutter which moves into place between the separated contact for circuit isolation; and
  - (c) A mechanically connected indicating means to show that the shutter is in place.
- (17) In all other cases, only a visible break of all phases must be regarded as clearing a line or equipment.
- (18) No person must make contact with a circuit or equipment that has not been taken out of service to be worked on until they have the circuit or equipment cleared and tagged for themselves or is working directly under the supervision of one who has the circuit or equipment cleared and tagged for themselves.

---

## ***WAC 296-45-345 Grounding for the protection of employees.***

- (1) Application. This section applies to the grounding of transmission and distribution lines and equipment for the purpose of protecting employees. Subsection (4) of this section also applies to the protective grounding of other equipment as required elsewhere in this section.
- (2) General. For the employee to work lines or equipment as deenergized, the lines or equipment must be deenergized under the provisions of WAC 296-45-335 and must be grounded as specified in subsections (3) through (9) of this section. However, if the employer can demonstrate that installation of a ground is impracticable or that the conditions resulting from the installation of a ground would present greater hazards than working without grounds, the lines and equipment may be treated as deenergized provided all of the following conditions are met:
  - (a) The lines and equipment have been deenergized under the provisions of WAC 296-45-335.
  - (b) There is no possibility of contact with another energized source.
  - (c) The hazard of induced voltage is not present.
  - (d) Equipotential zone. Temporary protective grounds and bonding jumpers must be placed at such locations and arranged in such a manner as to prevent each employee from being exposed to hazardous differences in electrical potential.

**Note:** This may require bonding equipment together.

- (3) Protective grounding equipment.
- (4) Protective grounding equipment must be capable of conducting the maximum fault current that could flow at the point of grounding for the time necessary to clear the fault. This equipment must have an ampacity greater than or equal to that of No. 2 AWG copper.
- (5) Grounding jumpers must have approved ferrules and grounding clamps that provide mechanical support for jumper cables independent of the electrical connection.

**Note:** Guidelines for protective grounding equipment are contained in American Society for Testing and Materials Standard Specifications for Temporary Grounding Systems to be Used on Deenergized Electric Power Lines and Equipment, ASTM F855-2015.

- (6) Protective grounds must have an impedance low enough to cause immediate operation of protective devices in case of accidental energizing of the lines or equipment.
- (7) Testing. Before any ground is installed, lines and equipment must be tested and found absent of nominal voltage, unless a previously installed ground is present.
  - (a) Inspection before use: Grounding equipment must be given a visual inspection and all mechanical connections must be checked for tightness before each use.

- (b) Ground surface cleaning: The surface to which the ground is to be attached must be clean before the grounding clamp is installed; otherwise, a self-cleaning clamp must be used.
- (8) Order of connection. The employer must ensure that, when an employee attaches a ground to a line or to equipment, the employee attaches the ground-end connection first and then attaches the other end by means of a live-line tool. For lines or equipment operating at 600 volts or less, the employer may permit the employee to use insulating equipment other than a live-line tool if the employer ensures that the line or equipment is not energized at the time the ground is connected or if the employer can demonstrate that each employee is protected from hazards that may develop if the line or equipment is energized.
- (9) Order of removal. When a ground is to be removed, the grounding device must be removed from the line or equipment using a live-line tool before the ground-end connection is removed.
- (10) Additional precautions. When work is performed on a cable at a location remote from the cable terminal, the cable cannot be grounded at the cable terminal if there is a possibility of hazardous transfer of potential should a fault occur.
- (11) Removal of grounds for test. Grounds may be removed temporarily during tests. During the test procedure, the employer must ensure that each employee uses insulating equipment and is isolated from any hazards involved, and the employer must institute any additional measures as may be necessary to protect each exposed employee in case the previously grounded lines and equipment become energized.
- (12) Conductor separation. In cases where the conductor separation at any pole or structure is so great as to make it impractical to apply shorts on all conductors, and where only one conductor is to be worked on, only that conductor which is to be worked on needs to be grounded.
- (13) Ground personnel. In cases where ground rods or pole grounds are utilized for personal protective grounding, personnel working on the ground should maintain sufficient distance from such equipment or utilize other approved procedures designed to prevent “touch-and step potential” hazards.

**Note:** See Appendix B of this chapter for protection from step and touch potentials.

### ***WAC 296-45-355 Underground grounding.***

- (1) Grounding. A capacitance charge can remain in the high voltage cables after it has been disconnected from the circuit and a static-type arc can occur when grounds are applied to such cables.
- (2) When work is to be done on cables or equipment of a high-voltage underground system, precautions to prevent back-feed must be taken. This must include either isolating or grounding of the secondary conductors.

- (3) After grounding the cable, if the employee is to work on cable between terminations, they must first spike the cable or use other approved methods of testing. If the cable is to be cut, it must be cut only with approved hot cutters.
- (4) Additional precautions. When work is performed on a cable at a location remote from the cable terminal, the cable cannot be grounded at the cable terminal if there is a possibility of hazardous transfer of potential should a fault occur.

## ***WAC 296-45-365 Testing and test facilities.***

- (1) Application. This section provides for safe work practices for high-voltage and high-power testing performed in laboratories, shops, and substations, and in the field and on electric transmission and distribution lines and equipment. It applies only to testing involving interim measurements utilizing high voltage, high power, or combinations of both, and not to testing involving continuous measurements as in routine metering, relaying, and normal line work.

**Note:** Routine inspection and maintenance measurements made by qualified electrical employees are considered to be routine line work and are not included in the scope of this section, as long as the hazards related to the use of intrinsic high-voltage or high-power sources require only the normal precautions associated with routine operation and maintenance work required in the other subsections of this section. Two typical examples of such excluded test work procedures are “phasing-out” testing and testing for a “no-voltage” condition.

- (2) General requirements.
  - (a) The employer must establish and enforce work practices for the protection of each worker from the hazards of high-voltage or high-power testing at all test areas, temporary and permanent. Such work practices must include, as a minimum, test area guarding, grounding, and the safe use of measuring and control circuits. A means providing for periodic safety checks of field test areas must also be included.
  - (b) Employees must be trained in safe work practices upon their initial assignment to the test area, with periodic reviews and updates provided as required by subsections of this section.
- (3) Guarding of test areas.
  - (a) Permanent test areas must be guarded by walls, fences, or barriers designed to keep employees out of the test areas.
  - (b) In field testing, or at a temporary test site where permanent fences and gates are not provided, one of the following means must be used to prevent unauthorized employees from entering:
    - (i) The test area must be guarded by the use of distinctively colored safety tape that is supported approximately waist high and to which safety signs are attached;

- (ii) The test area must be guarded by a barrier or barricade that limits access to the test area to a degree equivalent, physically and visually, to the barricade specified in this section; or
    - (iii) The test area must be guarded by one or more test observers stationed so that the entire area can be monitored.
  - (c) The barriers required by this section must be removed when the protection they provide is no longer needed.
  - (d) Guarding must be provided within test areas to control access to test equipment or to apparatus under test that may become energized as part of the testing by either direct or inductive coupling, in order to prevent accidental employee contact with energized parts.
- (4) Grounding practices.
- (a) The employer must establish and implement safe grounding practices for the test facility.
    - (i) All conductive parts accessible to the test operator during the time the equipment is operating at high voltage must be maintained at ground potential except for portions of the equipment that are isolated from the test operator by guarding.
    - (ii) Wherever ungrounded terminals of test equipment or apparatus under test may be present, they must be treated as energized until determined by tests to be deenergized.
  - (b) Visible grounds must be applied, either automatically or manually with properly insulated tools, to the high-voltage circuits after they are deenergized and before work is performed on the circuit or item or apparatus under test. Common ground connections must be solidly connected to the test equipment and the apparatus under test.
  - (c) In high-power testing, an isolated ground-return conductor system must be provided so that no intentional passage of current, with its attendant voltage rise, can occur in the ground grid or in the earth. However, an isolated ground-return conductor need not be provided if the employer can demonstrate that both the following conditions are met:
    - (i) An isolated ground-return conductor cannot be provided due to the distance of the test site from the electric energy source; and
    - (ii) Employees are protected from any hazardous step and touch potentials that may develop during the test.
- Note:** See Appendix B of this chapter for information on measures that can be taken to protect employees from hazardous step and touch potentials.
- (d) In tests in which grounding of test equipment by means of the equipment grounding conductor located in the equipment power cord cannot be used due to increased hazards to test personnel or the prevention of satisfactory measurements, a ground that the employer can demonstrate affords



- equivalent safety must be provided, and the safety ground must be clearly indicated in the test set up.
- (e) When the test area is entered after equipment is deenergized, a ground must be placed on the high-voltage terminal and any other exposed terminals.
    - (i) High capacitance equipment or apparatus must be discharged through a resistor rated for the available energy.
    - (ii) A direct ground must be applied to the exposed terminals when the stored energy drops to a level at which it is safe to do so.
  - (f) If a test trailer or test vehicle is used in field testing, its chassis must be grounded. Protection against hazardous touch potentials with respect to the vehicle, instrument panels, and other conductive parts accessible to employees must be provided by bonding, insulation, or isolation.
- (5) Control and measuring circuits.
- (a) Control wiring, meter connections, test leads and cables cannot be run from a test area unless they are contained in a grounded metallic sheath and terminated in a grounded metallic enclosure or unless other precautions are taken that the employer can demonstrate as ensuring equivalent safety.
  - (b) Meters and other instruments with accessible terminals or parts must be isolated from test personnel to protect against hazards arising from such terminals and parts becoming energized during testing. If this isolation is provided by locating test equipment in metal compartments with viewing windows, interlocks must be provided to interrupt the power supply if the compartment cover is opened.
  - (c) The routing and connections of temporary wiring will be made secure against damage, accidental interruptions and other hazards. To the maximum extent possible, signal, control, ground, and power cables must be kept separate.
  - (d) If employees will be present in the test area during testing, a test observer must be present. The test observer must be capable of implementing the immediate deenergizing of test circuits for safety purposes.
- (6) Safety check.
- (a) Safety practices governing employee work at temporary or field test areas must provide for a routine check of such test areas for safety at the beginning of each series of tests.
  - (b) The test operator in charge must conduct these routine safety checks before each series of tests and must verify at least the following conditions:
    - (i) That barriers and guards are in workable condition and are properly placed to isolate hazardous areas;

- (ii) That system test status signals, if used, are in operable condition;
- (iii) That test power disconnects are clearly marked and readily available in an emergency;
- (iv) That ground connections are clearly identifiable;
- (v) That personal protective equipment is provided and used;
- (vi) That signal, ground, and power cables are properly separated.

### ***WAC 296-45-375 Mechanical equipment, including aerial manlift equipment.***

(1) General requirements.

- (a) Other applicable requirements. Mechanical equipment must be operated in accordance with applicable requirements in other chapters, including chapter [296-155](#) WAC, Parts L, M, and R, chapter [296-869](#) WAC, except that WAC [296-155](#)-605(1)(h) and [296-155](#)-77100 (1)(h) do not apply to operations performed by qualified electrical employees.

- (b) The critical safety components of mechanical elevating and rotating equipment must receive a thorough visual inspection and operational test before use on each shift.

**Note:** Critical safety components of mechanical elevating and rotating equipment are components whose failure would result in a free fall or free rotation of the boom.

- (c) No vehicular equipment having an obstructed view to the rear may be operated on off-highway jobsites where any employee is exposed to the hazards created by the moving vehicle, unless:
  - (i) The vehicle has a reverse signal alarm audible above the surrounding noise level; or
  - (ii) The vehicle is backed up only when a designated employee signals that it is safe to do so.
- (d) The operator of an electric line truck cannot leave their position at the controls while a load is suspended, unless the employer can demonstrate that no employee (including the operator) might be endangered.
- (e) Rubber-tired, self-propelled scrapers, rubber-tired front-end loaders, rubber-tired dozers, wheel-type agricultural and industrial tractors, crawler-type tractors, crawler-type loaders, and motor graders, with or without attachments, must have rollover protective structures that meet the requirements of chapter [296-155](#) WAC, Part V.

(2) Outriggers.

- (a) Vehicular equipment, if provided with outriggers, must be operated with the outriggers extended and firmly set as necessary for the stability of the specific configuration of the equipment. Outriggers cannot be extended or retracted outside of clear view of the operator unless all employees are outside the range of possible equipment motion.
- (b) If the work area or the terrain precludes the use of outriggers, the equipment may be operated only within its maximum load ratings for the particular configuration of the equipment without outriggers.
- (3) Applied loads. Mechanical equipment used to lift or move lines or other material must be used within its maximum load rating and other design limitations for the conditions under which the work is being performed.
- (4) Hydraulic fluids. All hydraulic fluids used for the insulated section of derrick trucks, aerial lifts, and hydraulic tools which are used on or around energized lines or equipment must be of the insulating type.
- (5) Mechanical adjustment or repairs must not be attempted or performed in the field except by a person qualified to perform such work.
- (6) Malfunction or needed repairs of manlift equipment must be reported to the employee responsible for such repairs as soon as is reasonably possible. Use of equipment which is known to be in need of repairs or is malfunctioning is prohibited when such deficiency creates an unsafe operating condition.
- (7) When any aerial manlift equipment is parked for operation at the jobsite, the brakes must be set. Wheel chocks must be used to prevent accidental movement while parked on an incline.
- (8) Employees must not sit or stand on the basket edge, stand on materials placed in or across the basket, or work from a ladder set inside the basket.
- (9) The basket must not be rested on a fixed object(s) so that the weight of the boom is either totally or partially supported by the basket.
- (10) Operations near energized lines or equipment.
  - (a) Mechanical equipment must be operated so that the minimum approach distances of Table 2, located in WAC 296-45-325, are maintained from exposed energized lines and equipment. However, the insulated upper portion excluding the basket/bucket of an aerial lift operated by a qualified electrical employee in the lift is exempt from this requirement.
  - (b) A designated employee other than the equipment operator must observe the approach distance to exposed lines and equipment and give timely warnings before the minimum approach distance required by subsection (10)(a) of this section is reached, unless the employer can demonstrate that the operator can accurately determine that the minimum approach distance is being maintained.
  - (c) If, during operation of the mechanical equipment, the equipment could become energized, the operation must also comply with at least one of the following:

- (i) The energized lines exposed to contact must be covered with insulating protective material that will withstand the type of contact that might be made during the operation.
- (ii) The equipment must be insulated for the voltage involved. The equipment must be positioned so that its uninsulated portions cannot approach the lines or equipment any closer than the minimum approach distances specified in Table 2, located in WAC 296-45-325.
- (iii) Each employee must be protected from hazards that might arise from equipment contact with the energized lines. The measures used must ensure that employees will not be exposed to hazardous differences in potential. Unless the employer can demonstrate that the methods in use protect each employee from the hazards that might arise if the equipment contacts the energized line, the measures used must include all of the following techniques:
  - (A) Using the best available ground to minimize the time the lines remain energized;
  - (B) Bonding mechanical equipment together to minimize potential differences;
  - (C) Providing ground mats to extend areas of equipotential; and
  - (D) Employing insulating protective equipment or barricades to guard against any remaining hazardous potential differences.

**Note:** Appendix B of this chapter contains information on hazardous step and touch potentials and on methods of protecting employees from hazards resulting from such potentials

- (11) While working in aerial equipment, employees must wear a full body harness and a lanyard attached to the boom or basket, in a secure manner.
- (12) No component of aerial devices must be operated from the ground without permission from the employee in the basket except in case of emergency.
- (13) Operating levers or controls must be kept clear of tools, materials or obstructions.
- (14) Employees must not climb into or out of the basket or platform while it is elevated or change from one basket to another on dual basket equipment, except in case of emergency or when the employees involved agree that this is the safest way to perform the work. This exception must not be used to circumvent safety rules.
- (15) Existing safety rules governing the use of hot line tools, rubber and other protective equipment and safe work practices while performing work from poles or structures must also apply to work done from aerial manlift equipment.
- (16) The basket must be kept clean and all tools not in use must be secured or removed.

- (17) Approved warning light must be operating when the boom leaves the cradle. This light must be visible to approaching traffic when the boom is in position over any traveled area.
  - (18) All aerial manlift equipment must have both upper and lower controls (except ladder trucks need not have upper controls). The upper controls must not be capable of rendering the lower controls inoperable. The lower controls should be located at or near the base of the aerial structure. If the lower controls are used, the operator must have a view of the elevated employee(s) or there must be communication between the operator and the employee in the elevated aerial structure: *Provided*, That no employee must be raised, lowered, or moved into or from the elevated position in any aerial manlift equipment unless there is another employee, not in the elevated aerial structure, available at the site to operate the lower controls, except as follows:
    - (a) Where there is a fixed method permanently attached to or part of the equipment which will permit an employee to descend from the elevated position without lowering the elevated structure; or
    - (b) Where there is a system which will provide operation from the elevated position in the event of failure or malfunction of the primary system.
- Note:** This section must not be interpreted as an exception to any other rule in this chapter.
- (19) Controls in aerial manlift equipment must be protected from accidental operation. Controls of the outriggers must also be protected from accidental operation. Such protection may be by guarding or equivalent means.
  - (20) The manufacturer's recommended maximum load limit must be posted at a conspicuous place near each set of controls and must be kept in a legible condition.
  - (21) The manufacturer's operator's instructional manual must be kept on the vehicle.
  - (22) Operating instructions, proper sequence and maintenance procedures prescribed by the manufacturer for operation of the equipment must be followed.

## **WAC 296-45-385 Overhead lines.**

This section provides additional requirements for work performed on or near overhead lines and equipment.

- (1) General.
  - (a) Before elevated structures and adjacent structures, such as poles or towers of the adjacent supporting poles, structures, and conductor supporting hardware, are subjected to such stresses as climbing or the installation or removal of equipment may impose, the employer must ascertain that the structures are capable of sustaining the additional or unbalanced stresses. If the pole or other structure cannot withstand the loads which will be imposed, it must be braced or otherwise supported so as to prevent failure.

**Note:** Appendix C of this chapter contains test methods that can be used in ascertaining whether a wood pole is capable of sustaining the forces that would be imposed by an employee climbing the pole. This section also requires the employer to ascertain that the pole can sustain all other forces that will be imposed by the work to be performed.

- (b) When poles are set, moved, or removed near exposed energized overhead conductors, the pole must not contact the conductors.
  - (c) When a pole is set, moved, or removed near an exposed energized overhead conductor, the employer must ensure that each employee wears electrical protective equipment or uses insulated devices when handling the pole and that no employee contacts the pole with uninsulated parts of their body.
  - (d) To protect employees from falling into holes into which poles are to be placed, the holes must be attended by employees or physically guarded whenever anyone is working nearby.
- (2) Installing and removing overhead lines. The following provisions apply to the installation and removal of overhead conductors or cable.
- (a) The employer must use the tension stringing method, barriers, or other equivalent measures to minimize the possibility that conductors and cables being installed or removed will contact energized power lines or equipment.
  - (b) When conductors are being strung in or removed, they must be kept under positive control to prevent accidental contact with energized circuit.
  - (c) The protective measures required by WAC 296-45-375(10)(c) for mechanical equipment must also be provided for conductors, cables, and pulling and tensioning equipment when the conductor or cable is being installed or removed close enough to energized conductors that any of the following failures could energize the pulling or tensioning equipment or the wire or cable being installed or removed:
    - (i) Failure of the pulling or tensioning equipment;
    - (ii) Failure of the wire or cable being pulled; or
    - (iii) Failure of the previously installed lines or equipment.
  - (d) When conductors being installed or removed cross over energized conductors in excess of 600 volts, rope net or guard structures must be installed unless provision is made to isolate or insulate the worker or the energized conductor. Where the design of the circuit-interrupting devices protecting the line so permits, the automatic-reclosing feature of these devices must be made inoperable. In addition, the line being strung must be grounded on either side of the cross over or considered and worked as energized.
  - (e) Before lines are installed parallel to existing energized lines, the employer must make a determination of the approximate voltage to be induced in the new lines, or work must proceed on the assumption that the induced voltage is hazardous. Unless the employer can demonstrate that

the lines being installed are not subject to the induction of a hazardous voltage or unless the lines are treated as energized, temporary protective grounds must be placed at such locations and arranged in such a manner that the employer can demonstrate will prevent exposure of each employee to hazardous differences in electric potential.

Notes:

- If the employer takes no precautions to protect employees from hazards associated with involuntary reactions from electric shock, a hazard exists if the induced voltage is sufficient to pass a current of 1 milliampere through a 500-ohm resistor. If the employer protects employees from injury due to involuntary reactions from electric shock, a hazard exists if the resultant current would be more than 6 milliamperes.
  - Appendix B of this chapter contains guidelines for protecting employees from hazardous differences in electric potential as required by this section.
- (f) Reel handling equipment, including pulling and tensioning devices, must be in safe operating condition and must be leveled and aligned.
- (g) Load ratings of stringing lines, pulling lines, conductor grips, load-bearing hardware and accessories, rigging, and hoists cannot be exceeded.
- (h) Each pull must be snubbed or dead ended at both ends before subsequent pulls.
- (3) Pulling lines and accessories must be inspected prior to each use and replaced or repaired when damaged or when there is a reasonable basis to doubt the dependability of such lines or accessories.
- (4) Conductor grips cannot be used on wire rope, unless the grip is specifically designed for this application.
- (5) Reliable communications, through two-way radios or other equivalent means, must be maintained between the reel tender and the pulling rig operator.
- (6) The pulling rig may only be operated when it is safe to do so.
- Note:** Examples of unsafe conditions include employees in locations prohibited by subsection (7) of this section, conductor and pulling line hang-ups, and slipping of the conductor grip.
- (7) While the conductor or pulling line is being pulled (in motion) with a power-driven device, employees are not permitted directly under overhead operations or on the cross arm, except as necessary to guide the stringing sock or board over or through the stringing sheave.
- (8) Live-line bare-hand work is prohibited.
- (9) When winches, trucks, or tractors are being used to raise poles, materials, to pull in wires, to pull slack or in any other operation, there must be an operator at the controls unless the machinery or process is stopped.

- (10) Leadworkers must designate an employee to give signals when required.
- (11) Raising poles, towers or fixtures in the close proximity of high voltage conductors must be done under the supervision of a qualified electrical employee.
- (12) Employees must not crawl over insulator strings but must use a platform or other approved device to work from when making dead ends or doing other work beyond strings of insulators, at such distance that they cannot reach the work from the pole or fixture. While working on the platform or other device, they must be secured with safety straps or a rope to prevent falling. The provision of this subsection does not apply to extra high voltage bundle conductors when the use of such equipment may produce additional hazard. Climbing over dead end assemblies is permissible only after they have been completed and pinned in the final position.
- (13) Towers and structures. The following requirements apply to work performed on towers or other structures which support overhead lines.
  - (a) The employer must ensure that no employee is under a tower or structure while work is in progress, except where the employer can demonstrate that such a working position is necessary to assist employees working above.
  - (b) Tag lines or other similar devices must be used to maintain control of tower sections being raised or positioned, unless the employer can demonstrate that the use of such devices would create a greater hazard.
  - (c) The loadline cannot be detached from a member or section until the load is safely secured.
  - (d) No one is permitted to remain in the footing while equipment is being spotted for placement.
  - (e) A designated employee must be utilized to determine that required clearance is maintained in moving equipment under or near energized lines.
- (14) All conductors, subconductors, and overhead ground conductors must be bonded to the tower at any isolated tower where it may be necessary to complete work on the transmission line.
- (15) A transmission clipping crew must have a minimum of two structures clipped in between the crew and the conductor being sagged.
- (16) While on patrol at night and operating a motor vehicle on public roadways, there must be two employees, at least one of whom must be a qualified electrical employee. If repair to line or equipment is found to be of such nature as to require two qualified electrical employees, work will not proceed until additional help has been obtained provided that in cases of emergency where delay would increase the danger to life, limb, or substantial property, one employee may clear the hazard without assistance.
- (17) Except during emergency restoration procedures, work must be discontinued when adverse weather conditions would make the work hazardous in spite of the work practices required by this section.



**Note:** Thunderstorms in the immediate vicinity, high winds, snow storms, and ice storms are examples of adverse weather conditions that are presumed to make this work too hazardous to perform, except under emergency conditions.

## ***WAC 296-45-455 Line-clearance tree-trimming operations.***

This section provides additional requirements for line-clearance tree-trimming operations and for equipment used in these operations.

This section does not apply to qualified electrical employees.

- (1) Before an employee climbs, enters, or works around any tree, a determination must be made of the nominal voltage of electric power lines posing a hazard to employees. However, a determination of the maximum nominal voltage to which an employee will be exposed may be made instead, if all lines are considered as energized at this maximum voltage.
- (2) There must be a second line-clearance tree trimmer within normal, unassisted voice communication under any of the following conditions:
  - (a) If a line-clearance tree trimmer is to approach more closely than 10 feet (305 cm) any conductor or electrical apparatus energized at more than 600 volts; or
  - (b) If branches or limbs being removed are closer to lines energized at more than 600 volts than the distances listed in Table 2, located in WAC 296-45-325; or
  - (c) If roping is necessary to remove branches or limbs near such conductors or apparatus.
- (3) Line-clearance tree trimmers must maintain the minimum approach distances from energized conductors given in Table 2, located in WAC 296-45-325.
- (4) Branches that are contacting exposed energized conductors or equipment or that are within the distances specified in Table 2, located in WAC 296-45-325 may be removed only through the use of insulating equipment.

**Note:** A tool constructed of a material that the employer can demonstrate has insulating qualities meeting WAC 296-45-305(1) are considered as insulated under this section if the tool is clean and dry.

- (5) Ladders, platforms, and aerial devices must not be brought closer to an energized part than the distances listed in Table 2, located in WAC 296-45-325.
- (6) Line-clearance tree-trimming work cannot be performed when adverse weather conditions make the work hazardous in spite of the work practices required by this section. Each employee performing line-clearance tree-trimming work in the aftermath of a storm or under similar emergency conditions must be trained in the special hazards related to this type of work.

**Note:** Thunderstorms in the immediate vicinity, high winds, snow storms, and ice storms are examples of adverse weather conditions that are presumed to make line-clearance tree-trimming work too hazardous to perform safely.

- (7) A tree trimmer may climb out of a basket into a tree or from a tree back into the basket so long as he is properly tied into the tree during the entire maneuver and the employer can demonstrate that this is the safest way to perform the work.

#### **WAC 296-45-45505 Brush chippers.**

- (1) Brush chippers must be equipped with a locking device in the ignition system.
- (2) Access panels for maintenance and adjustment of the chipper blades and associated drive train must be in place and secure during operation of the equipment. Servicing and maintenance must be performed according to chapter [296-803](#) WAC, Lockout/tagout (control of hazardous energy).
- (3) Brush chippers not equipped with a mechanical infeed system must be equipped with an infeed hopper of length sufficient to prevent employees from contacting the blades or knives of the machine during operation.
- (4) Trailer chippers detached from trucks must be chocked or otherwise secured.
- (5) Each employee in the immediate area of an operating chipper feed table must wear personal protective equipment as required by WAC 296-45-25505 of this chapter.

#### **WAC 296-45-45510 Sprayers and related equipment.**

- (1) Walking and working surfaces of sprayers and related equipment must be covered with slip-resistant material. If slipping hazards cannot be eliminated, slip-resistant footwear or handrails and stair rails meeting the requirements of chapter [296-24](#) WAC, Part J-1, and WAC [296-800-260](#) may be used instead of slip-resistant material.
- (2) Equipment on which employees stand to spray while the vehicle is in motion must be equipped with guardrails around the working area. The guardrail must be constructed in accordance with chapter [296-24](#) WAC, Part J-1 and WAC [296-800-260](#).

#### **WAC 296-45-45515 Stump cutters.**

- (1) Stump cutters must be equipped with enclosures or guards to protect employees.
- (2) Each employee in the immediate area of stump grinding operations (including the stump cutter operator) must wear personal protective equipment as required by WAC 296-45-25505.

#### **WAC 296-45-45520 Backpack power units for use in pruning and clearing.**

- (1) While a backpack power unit is running, no one other than the operator may be within 10 feet (305 cm) of the cutting head of a brush saw.
- (2) A backpack power unit must be equipped with a quick shutoff switch readily accessible to the operator.
- (3) Backpack power unit engines must be stopped for all cleaning, refueling, adjustments, and repairs to the saw or motor, except as the manufacturer's servicing procedures require otherwise.

**WAC 296-45-45525 Rope.**

- (1) Climbing ropes must be used by employees working aloft in trees. These ropes must have a minimum diameter of 0.5 inch (1.2 cm) with a minimum breaking strength of 2300 pounds (10.2 kN). Synthetic rope must have elasticity of not more than 7 percent.
- (2) Rope must be inspected before each use and, if unsafe (for example, because of damage or defect), cannot be used.
- (3) Rope must be stored away from cutting edges and sharp tools. Rope contact with corrosive chemicals, gas, and oil must be avoided.
- (4) When stored, rope must be coiled and piled, or must be suspended, so that air can circulate through the coils.
- (5) Rope ends must be secured to prevent their unraveling.
- (6) Climbing rope must not be spliced to effect repair.
- (7) A rope that is wet, that is contaminated to the extent that its insulating capacity is impaired, or that is otherwise not considered to be insulated for the voltage involved cannot be used near exposed energized lines.

**WAC 296-45-45530 Fall protection.**

Each employee must be tied in with a climbing rope and safety saddle when the employee is working above the ground in a tree, unless they are ascending into the tree.

**WAC 296-45-465 *Communication facilities.***

- (1) Microwave transmission. The employer must ensure that no employee looks into an open waveguide or antenna that is connected to an energized microwave source.
- (2) If the electromagnetic radiation level within an accessible area associated with microwave communications systems exceeds the radiation protection guide given in chapter [296-62](#) WAC, Part J-1. The area must be posted with the warning symbol described in chapter [296-62](#) WAC, Part J-1.

The lower half of the warning symbol must include the following statements or ones that the employer can demonstrate are equivalent:

Radiation in this area may exceed hazard limitations and special precautions are required. Obtain specific instruction before entering.

- (3) When an employee works in an area where the electromagnetic radiation could exceed the radiation protection guide, the employer must institute measures that ensure that the employee's exposure is not greater than that permitted by that guide. Such measures may include administrative and engineering controls and personal protective equipment.
- (4) Power line carrier. Power line carrier work, including work on equipment used for coupling carrier current to power line conductors, must be performed in accordance with the requirements of this section pertaining to work on energized lines.

**Note:** Additional information relating to radio frequency radiation exposure can be found in WAC [296-32-22572](#) and [296-32-22574](#).

## **WAC 296-45-475 Substations.**

This section provides additional requirements for substations and for work performed in them.

- (1) Access and working space. Sufficient access and working space must be provided and maintained about electric equipment to permit ready and safe operation and maintenance of such equipment.

**Note:** Guidelines for the dimensions of access and working space about electric equipment in substations are contained in American National Standard-National Electrical Safety Code, ANSI C2-2017. Installations meeting the ANSI provisions comply with subsection (1) of this section. An installation that does not conform to this ANSI standard will, nonetheless, be considered as complying with subsection (1) of this section if the employer can demonstrate that the installation provides ready and safe access based on the following evidence:

- That the installation conforms to the edition of ANSI C2 that was in effect at the time the installation was made;
- That the configuration of the installation enables employees to maintain the minimum approach distances required by WAC 296-45-325(5) while they are working on exposed, energized parts; and
- That the precautions taken when work is performed on the installation provide protection equivalent to the protection that would be provided by access and working space meeting ANSI C2-2017.
- Precaution must be taken to prevent accidental operation of relays or other protective devices due to jarring, vibration, or improper wiring.

- (2) Draw-out-type circuit breakers. When draw-out-type circuit breakers are removed or inserted, the breaker must be in the open position. The control circuit must also be rendered inoperable, if the design of the equipment permits.
- (3) Substation fences. Conductive fences around substations must be grounded. When a substation fence must be expanded or removed fence continuity must be maintained and bonding must be used to prevent electrical discontinuity. A temporary fence affording similar protection when the site is unattended, must be provided. Adequate interconnection with ground must be maintained between temporary fence and permanent fence.
- (4) Guarding of rooms containing electric supply equipment.
  - (a) Rooms and spaces in which electric supply lines or equipment are installed must meet the requirements of subsection (4)(b) through (e) of this section under the following conditions:
    - (i) If exposed live parts operating at 50 to 150 volts to ground are located within 8 feet of the ground or other working surface inside the room or space;
    - (ii) If live parts operating at 151 to 600 volts and located within 8 feet of the ground or other working surface inside the room or space are guarded only by location, as permitted under subsection (5)(a) of this section; or
    - (iii) If live parts operating at more than 600 volts are located within the room or space, unless:
      - (A) The live parts are enclosed within grounded, metal-enclosed equipment whose only openings are designed so that foreign objects inserted in these openings will be deflected from energized parts; or
      - (B) The live parts are installed at a height above ground and any other working surface that provides protection at the voltage to which they are energized corresponding to the protection provided by an 8-foot height at 50 volts.
  - (b) The rooms and spaces must be so enclosed within fences, screens, partitions, or walls as to minimize the possibility that unqualified persons will enter.
  - (c) Signs warning unqualified persons to keep out must be displayed at entrances to the rooms and spaces.
  - (d) Entrances to rooms and spaces that are not under the observation of an attendant must be kept locked.
  - (e) Unqualified persons cannot enter the rooms or spaces while the electric supply lines or equipment are energized.
- (5) Guarding of energized parts.

- (a) Guards must be provided around all live parts operating at more than 150 volts to ground without an insulating covering, unless the location of the live parts gives sufficient horizontal or vertical or a combination of these clearances to minimize the possibility of accidental employee contact.

**Note:** Guidelines for the dimensions of clearance distances about electric equipment in substations are contained in American National Standard-National Electrical Safety Code, ANSI C2-2017. Installations meeting the ANSI provisions comply with subsection (5)(a) of this section. An installation that does not conform to this ANSI standard will, nonetheless, be considered as complying with subsection (5)(a) of this section if the employer can demonstrate that the installation provides sufficient clearance based on the following evidence:

- That the installation conforms to the edition of ANSI C2 that was in effect at the time the installation was made;
  - That each employee is isolated from energized parts at the point of closest approach; and
  - That the precautions taken when work is performed on the installation provide protection equivalent to the protection that would be provided by horizontal and vertical clearances meeting ANSI C2-2017.
- (b) Except for fuse replacement and other necessary access by qualified electrical employees, the guarding of energized parts within a compartment must be maintained during operation and maintenance functions to prevent accidental contact with energized parts and to prevent tools or other equipment from being dropped on energized parts.
- (c) When guards are removed from energized equipment, barriers must be installed around the work area to prevent employees who are not working on the equipment, but who are in the area, from contacting the exposed live parts.
- (6) Substation entry.
- (a) Upon entering an attended substation, each employee other than those regularly working in the station must report their presence to the employee in charge in order to receive information on special system conditions affecting employee safety.
- (b) The job briefing required by WAC 296-45-135 must cover such additional subjects as the location of energized equipment in or adjacent to the work area and the limits of any deenergized work area.
- (c) Nonqualified persons may only approach exposed energized electrical equipment located in substations or switch yards up to the distances set forth in Table 2, located in WAC 29-45-325, when under the direct supervision of a qualified electrical employee acting as a safety watch. The safety watch will make sure that the nonqualified person does not encroach or take conductive objects closer to exposed energized parts than set forth in Table 2, located in WAC 296-45-325.

- (i) Nonqualified persons must have hazard recognition training and attend a documented tailgate meeting prior to entering the substation.
- (ii) The safety watch must be a qualified electrical employee as defined by WAC 296-45-035.
- (iii) The safety watch will have the responsibility and authority to monitor work on a continuous basis and/or stop work until the hazard is eliminated or protected.
- (iv) The safety watch will maintain a direct line of sight and voice communications with all nonqualified persons under their direct supervision. If the safety watch cannot meet these requirements, additional safety watches must be assigned or work must be stopped. Each safety watch will monitor no more than four persons.
- (v) The safety watch will perform no other duties while acting as a safety watch.

## ***WAC 296-45-485 Power generation.***

This section provides additional requirements and related work practices for power generating plants.

### **WAC 296-45-48505 Interlocks and other safety devices.**

- (1) Interlocks and other safety devices must be maintained in a safe, operable condition.
- (2) No interlock or other safety device may be modified to defeat its function, except for test, repair, or adjustment of the device.

### **WAC 296-45-48510 Changing brushes.**

Before exciter or generator brushes are changed while the generator is in service, the exciter or generator field must be checked to determine whether a ground condition exists. The brushes cannot be changed while the generator is energized if a ground condition exists.

### **WAC 296-45-48515 Access and working space.**

Sufficient access and working space must be provided and maintained about electric equipment to permit ready and safe operation and maintenance of such equipment.

**Note:** Guidelines for the dimensions of access and workspace about electric equipment in generating stations are contained in American National Standard-National Electrical Safety Code, ANSI C2-2012. Installations meeting the ANSI provisions comply with this section. An installation that does not conform to this ANSI standard will, nonetheless, be considered as complying with this section if the employer can demonstrate that the installation provides ready and safe access based on the following evidence:

- That the installation conforms to the edition of ANSI C2 that was in effect at the time the installation was made;
- That the configuration of the installation enables employees to maintain the minimum approach distances required by this section while they work on exposed, energized parts; and
- That the precautions taken when work is performed on the installation provide protection equivalent to the protection that would be provided by access and working space meeting ANSI C2-2017.

**WAC 296-45-48520 Guarding of rooms containing electric supply equipment.**

- (1) Rooms and spaces in which electric supply lines or equipment are installed must meet the requirements of this section under the following conditions:
  - (a) If exposed live parts operating at 50 to 150 volts to ground are located within eight feet of the ground or other working surface inside the room or space;
  - (b) If live parts operating at 151 to 600 volts and located within eight feet of the ground or other working surface inside the room or space are guarded only by location, as permitted under this section; or
  - (c) If live parts operating at more than 600 volts are located within the room or space; unless:
    - (i) The live parts are enclosed within grounded, metal-enclosed equipment whose only openings are designed so that foreign objects inserted in these openings will be
    - (ii) The live parts are installed at a height above ground and any other working surface that provides protection at the voltage to which they are energized corresponding to the protection provided by an eight-foot height at 50 volts.
- (2) The rooms and spaces must be so enclosed within fences, screens, partitions, or walls as to minimize the possibility that unqualified persons will enter.
- (3) Signs warning unqualified persons to keep out must be displayed at entrances to the rooms and spaces.
- (4) Entrances to rooms and spaces that are not under the observation of an attendant must be kept locked.
- (5) Unqualified persons cannot enter the rooms or spaces while the electric supply lines or equipment are energized.

**WAC 296-45-48525 Guarding of energized parts.**



- (1) Guards must be provided around all live parts operating at more than 150 volts to ground without an insulating covering, unless the location of the live parts gives sufficient horizontal or vertical or a combination of these clearances to minimize the possibility of accidental employee contact.

**Note:** Guidelines for the dimensions of clearance distances about electric equipment in generating stations are contained in American National Standard-National Electrical Safety Code, ANSI C2-2017. Installations meeting the ANSI provisions comply with this section. An installation that does not conform to this ANSI standard will, nonetheless, be considered as complying with this section if the employer can demonstrate that the installation provides sufficient clearance based on the following evidence:

- That the installation conforms to the edition of ANSI C2 that was in effect at the time the installation was made;
  - That each employee is isolated from energized parts at the point of closest approach; and
  - That the precautions taken when work is performed on the installation provide protection equivalent to the protection that would be provided by horizontal and vertical clearances meeting ANSI C2-2017.
- (2) Except for fuse replacement or other necessary access by qualified electrical employees, the guarding of energized parts within a compartment must be maintained during operation and maintenance functions to prevent accidental contact with energized parts and to prevent tools or other equipment from being dropped on energized parts.
  - (3) When guards are removed from energized equipment, barriers must be installed around the work area to prevent employees who are not working on the equipment, but who are in the area, from contacting the exposed live parts.

#### **WAC 296-45-48530 Water or steam spaces.**

The following requirements apply to work in water and steam spaces associated with boilers:

- (1) A designated employee must inspect conditions before work is permitted and after its completion. Eye protection, or full face protection if necessary, must be worn at all times when condenser, heater, or boiler tubes are being cleaned.
- (2) Where it is necessary for employees to work near tube ends during cleaning, shielding must be installed at the tube ends.

#### **WAC 296-45-48535 Chemical cleaning of boilers and pressure vessels.**

The following requirements apply to chemical cleaning of boilers and pressure vessels:

- (1) Areas where chemical cleaning is in progress must be cordoned off to restrict access during cleaning. If flammable liquids, gases, or vapors or combustible materials will be used or might be produced during the cleaning process, the following requirements also apply:
  - (a) The area must be posted with signs restricting entry and warning of the hazards of fire and
  - (b) Smoking, welding, and other possible ignition sources are prohibited in these restricted areas.
- (2) The number of personnel in the restricted area must be limited to those necessary to accomplish the task safely.
- (3) There must be ready access to water or showers for emergency use.

**Note:** See WAC [296-800-230](#), of the safety and health core rules, for requirements that apply to the water supply and to washing facilities.
- (4) Employees in restricted areas must wear protective equipment meeting the requirements of this chapter and including, but not limited to, protective clothing, boots, goggles, and gloves.

**WAC 296-45-48540 Chlorine systems.**

- (1) Chlorine system enclosures must be posted with signs restricting entry and warning of the hazard to health and the hazards of fire and explosion.

**Note:** See chapter [296-62](#) WAC for requirements necessary to protect the health of employees from the effects of chlorine.
- (2) Only designated employees may enter the restricted area. Additionally, the number of personnel must be limited to those necessary to accomplish the task safely.
- (3) Emergency repair kits must be available near the shelter or enclosure to allow for the prompt repair of leaks in chlorine lines, equipment, or containers.
- (4) Before repair procedures are started, chlorine tanks, pipes, and equipment must be purged with dry air and isolated from other sources of chlorine.
- (5) The employer must ensure that chlorine is not mixed with materials that would react with the chlorine in a dangerously exothermic or other hazardous manner.

**WAC 296-45-48545 Boilers.**

- (1) Before internal furnace or ash hopper repair work is started, overhead areas must be inspected for possible falling objects. If the hazard of falling objects exists, overhead protection such as planking or nets must be provided.
- (2) When opening an operating boiler door, employees must stand clear of the opening of the door to avoid the heat blast and gases which may escape from the boiler.

**WAC 296-45-48550 Turbine generators.**

- (1) Smoking and other ignition sources are prohibited near hydrogen or hydrogen sealing systems, and signs warning of the danger of explosion and fire must be posted.
- (2) Excessive hydrogen makeup or abnormal loss of pressure must be considered as an emergency and shall be corrected immediately.
- (3) A sufficient quantity of inert gas must be available to purge the hydrogen from the largest generator.

**WAC 296-45-48555 Coal and ash handling.**

- (1) Only designated persons may operate railroad equipment.
- (2) Before a locomotive or locomotive crane is moved, a warning must be given to employees in the area.
- (3) Employees engaged in switching or dumping cars cannot use their feet to line up drawheads.
- (4) Drawheads and knuckles cannot be shifted while locomotives or cars are in motion.
- (5) When a railroad car is stopped for unloading, the car must be secured from displacement that could endanger employees.
- (6) An emergency means of stopping dump operations must be provided at railcar dumps.
- (7) The employer must ensure that employees who work in coal- or ash-handling conveyor areas are trained and knowledgeable in conveyor operation and in the requirements of this section.
- (8) Employees cannot ride a coal- or ash-handling conveyor belt at any time. Employees may not cross over the conveyor belt, except at walkways, unless the conveyor's energy source has been deenergized and has been locked out or tagged in accordance with WAC 296-45-175.
- (9) A conveyor that could cause injury when started cannot be started until personnel in the area are alerted by a signal or by a designated person that the conveyor is about to start.
- (10) If a conveyor that could cause injury when started is automatically controlled or is controlled from a remote location, an audible device must be provided that sounds an alarm that will be recognized by each employee as a warning that the conveyor will start and that can be clearly heard at all points along the conveyor where personnel may be present. The warning device must be actuated by the device starting the conveyor and must continue for a period of time before the conveyor starts that is long enough to allow employees to move clear of the conveyor system. A visual warning may be used in place of the audible device if the employer can demonstrate that it will provide an equally effective warning in the particular circumstances involved.

**Exception:** If the employer can demonstrate that the system's function would be seriously hindered by the required time delay, warning signs may be provided in place of the audible warning device. If the system was installed before November 20, 1995, warning signs may be provided in place of the audible warning device until such time as the conveyor or its control system is rebuilt or rewired. These warning signs must be clear, concise, and legible and must indicate that conveyors and allied equipment may be started at any time, that danger exists, and that personnel must keep clear. These warning signs must be provided along the conveyor at areas not guarded by position or location.

- (11) Remotely and automatically controlled conveyors, and conveyors that have operating stations which are not manned or which are beyond voice and visual contact from drive areas, loading areas, transfer points, and other locations on the conveyor path not guarded by location, position, or guards must be furnished with emergency stop buttons, pull cords, limit switches, or similar emergency stop devices. However, if the employer can demonstrate that the design, function, and operation of the conveyor do not expose an employee to hazards, an emergency stop device is not required.
  - (a) Emergency stop devices must be easily identifiable in the immediate vicinity of such locations.
  - (b) An emergency stop device must act directly on the control of the conveyor involved and must not depend on the stopping of any other equipment.
  - (c) Emergency stop devices must be installed so that they cannot be overridden from other locations.
- (12) Where coal-handling operations may produce a combustible atmosphere from fuel sources or from flammable gases or dust, sources of ignition must be eliminated or safely controlled to prevent ignition of the combustible atmosphere.

**Note:** Locations that are hazardous because of the presence of combustible dust are classified as Class II hazardous locations. See chapter [296-24](#) WAC, Part L.
- (13) An employee cannot work on or beneath overhanging coal in coal bunkers, coal silos, or coal storage areas, unless the employee is protected from all hazards posed by shifting coal.
- (14) An employee entering a bunker or silo to dislodge the contents must wear a body harness with lifeline attached. The lifeline must be secured to a fixed support outside the bunker and must be attended at all times by an employee located outside the bunker or facility.

### **WAC 296-45-48560 Hydroplants and equipment.**

Employees working on or close to water gates, valves, intakes, forebays, flumes, or other locations where increased or decreased water flow or levels may pose a significant hazard must be warned and must vacate such dangerous areas before water flow changes are made.

## **WAC 296-45-525 *Special conditions.***

### **WAC 296-45-52505 Capacitors.**

The following additional requirements apply to work on capacitors and on lines connected to capacitors.

**Note:** See WAC 296-45-335 through 296-45-345 for requirements pertaining to the deenergizing and grounding of capacitor installations.

- (1) Before employees work on capacitors, the capacitors must be disconnected from energized sources and, after a wait of at least 5 minutes from the time of disconnection, short-circuited.
- (2) Before the units are handled, each unit in series-parallel capacitor banks must be short-circuited between all terminals and the capacitor case or its rack. If the cases of capacitors are on ungrounded substation racks, the racks must be bonded to ground.
- (3) Any line to which capacitors are connected must be short-circuited before it is considered
- (4) After removal from service, short circuits must remain on capacitors in storage until returned to service.

### **WAC 296-45-52510 Current transformer secondaries.**

The secondary of a current transformer cannot be opened while the transformer is energized. If the primary of the current transformer cannot be deenergized before work is performed on an instrument, a relay, or other section of a current transformer secondary circuit, the circuit must be bridged so that the current transformer secondary will not be opened.

### **WAC 296-45-52515 Series streetlighting.**

- (1) If the open-circuit voltage exceeds 600 volts, the series streetlighting circuit must be worked in accordance with WAC 296-45-215 or 296-45-385, as appropriate.
- (2) A series loop may only be opened after the streetlighting transformer has been deenergized and isolated from the source of supply or after the loop is bridged to avoid an open-circuit condition.

### **WAC 296-45-52520 Illumination.**

Sufficient illumination must be provided to enable the employee to perform the work safely.

### **WAC 296-45-52525 Protection against drowning.**

- (1) Whenever an employee may be pulled or pushed or may fall into water where the danger of drowning exists, the employee will be provided with and must use U.S. Coast Guard approved personal flotation devices.
- (2) Each personal flotation device must be maintained in safe condition and must be inspected frequently enough to ensure that it does not have rot, mildew, water saturation, or any other condition that could render the device unsuitable for use.
- (3) An employee may cross streams or other bodies of water only if a safe means of passage, such as a bridge, is provided.

**WAC 296-45-52530 Employee protection in public work areas.**

- (1)
  - (a) Before work begins in the vicinity of vehicular or pedestrian traffic that may endanger employees, traffic control signs, devices, and barriers must be positioned and used according to the requirements of chapter [296-155](#) WAC, Part E.
  - (b) When flaggers are used, employers, responsible contractors and/or project owners must comply with the requirements of WAC [296-155](#)-305.
- (2) During hours of darkness, warning lights must be prominently displayed.
- (3) Excavated areas must be protected with barricades.

**WAC 296-45-52535 Backfeed.**

If there is a possibility of voltage backfeed from sources of cogeneration or from the secondary system (for example, backfeed from more than one energized phase feeding a common load), the requirements of WAC 296-45-325 apply if the lines or equipment are to be worked as energized, and the requirements of WAC 296-45-335 and 296-45-345 apply if the lines or equipment are to be worked as deenergized.

**WAC 296-45-52540 Lasers.**

Laser equipment must be installed, adjusted, and operated in accordance with WAC [296-155](#)-155.

**Note:** Additional information relating to lasers can be found in WAC [296-32](#)-22576.

**WAC 296-45-52545 Hydraulic fluids.**

Hydraulic fluids used for the insulated sections of equipment must provide insulation for the voltage involved.

**WAC 296-45-52550 Foreign attachments and placards.**

Nails and unauthorized attachments should be removed before climbing above such attachments. When through bolts present a hazard to climbing, they must be trimmed to a safe length.

### ***WAC 296-45-545 Trolley maintenance, jumpering or bypassing.***

- (1) Energized trolley wire must be jumpered when it is to be opened or cut.
- (2) Reaching over trolley wire(s) or system(s). Qualified electrical employees must not reach over trolley wire(s) unless properly protected by line hose or rubber blanket.
- (3) Reaching across sectional insulators. Qualified electrical employees must not reach across section insulator(s), insulated spacer(s) or insulated approach.
- (4) Polarity on either side of sectionalizing breakers. Since the polarity on both sides of a sectionalizing insulator may be different, it is required that prior to performance of work, tests be performed with approved testing equipment to determine whether or not the polarity is the same or different on one side of the sectional insulator as compared with the other.
- (5) Working on hangers. More than one truck crew must not work on hangers attached to the same span at the same time, without rubber protection.
- (6) Workers on hangers of opposite polarity. Trolley hangers and ears of opposite polarity must not be worked on at the same time when trolley wire is energized.
- (7) Checking electric switches. When electric switches are checked for operation, making it necessary to short circuit the contactor to each trolley wire, tools with insulated handles must be used.
- (8) Short circuit due to use of noninsulated or conductive long handled tools. When a hazard of short circuit exists, due to use of noninsulated or conductive long handled tools, approved protective rubber equipment must be used as provided in this chapter.
- (9) Trolley feeders. When work is to be performed on street railway trolley feeders where it is necessary for workers to work from metal or other grounded poles or fixtures or on poles or fixtures on which grounds are maintained, the feeders must be deenergized unless the poles or fixtures are insulated before the work is started with approved protective devices in such manner that employees cannot become grounded while working on the feeders, and employees must wear approved rubber gloves.
- (10) Truck driver must remain at tower controls while workers are working on towers except when the aerial manlift equipment has been properly chocked to prevent uncontrolled movement. Tower trucks must be equipped with a reliable signaling device between the employees working on the tower and the truck driver.
- (11) Working on truck towers. Employees must not stand on tower gates or railings. Work shall not be done from plank(s) placed on tower railings.

- (12) Tower truck railings. Towers must have standard railings and toeboards around the tower and all railings must be constructed of wood, fiberglass or other nonmetallic material. All railings must be a vertical height of not less than 36 inches or more than 42 inches from the floor of the platform to the upper surface of the top rail. Intermediate railings must be midway between the floor and the underside of the top rail. Tower gates must be so constructed as to prevent accidental opening.
- (13) Tower truck decks must be kept clear of tools, wire and other materials and tools must be kept in proper storage area when not in use.
- (14) Qualified electrical employees must not wear climbers or spurs while working on a tower truck.

### ***WAC 296-45-675 Rotorcraft/helicopter for power distribution and transmission line installation, construction and repair-- Scope.***

- (1) These standards which include WAC 296-45-675 apply to work being done on or near any rotorcraft, helicopter crane, or similar device when such device is for power distribution and transmission line construction, alteration, repair or similar work. These standards include work practices when such equipment is being or is about to be used and must apply to the exclusion of any other standard should such other standard be in conflict with the standards contained herein.
- (2) These rules must be interpreted where necessary to achieve the protection of employees affected by the hazards particular to the helicopter operation and must be so interpreted as not to conflict with any federal law or regulation governing the operation or maintenance of such craft.

### **WAC 296-45-67503 Definitions.**

**Approved rubber gloves.** Rubber insulating gloves used for protection of electrical workers from electric shock while working on energized conductors and equipment.

**Cargo hooks.** The cargo hook is the FAA approved primary attachment means to the aircraft. A device attached or suspended from an aircraft which is used to connect an external load to the aircraft through direct couplings or by lead lines. This unit has both primary and secondary release mechanisms.

**Designated employees.** Those employees selected or designated by the employer to work under or near helicopters who have first been instructed in hooking, unhooking, guiding and securing the load, including the signalperson, all of whom have been instructed in the hazards of helicopter work and who know the provisions of this section.

**Downwash.** A down and outward air column from the main rotor system.

**Ground personnel or crew.** Those employees who are physically and mentally capable, who are familiar with the hazards of helicopter use in power distribution and transmission line work, and who know these rules and the methods of operation.



**Helicopter, helicopter crane, and rotorcraft.** A heavier-than-air aircraft that depends principally for its support in flight on the lift generated by one or more rotors. The use of the word helicopter in these rules also mean helicopter crane, rotorcraft, or similar device.

**Helicopter service provider.** Entity that holds the appropriate FAA operating certification and provides helicopter support services.

**Hooking and unhooking.** The process by which an external load is either attached to or detached from the helicopter hook or sling line.

**Pilot in command, pilot or PIC.** The person who:

- Has the final authority and responsibility for the operation and safety of the flight;
- Has been designated as pilot in command before or during the flight; and
- Holds the appropriate category, class and type rating for the conduct of the flight if applicable.

**Positive guide system.** A system or method of installing a load into position so that the load is capable of being released from the helicopter without being otherwise secured so that the load will remain in position permanently or until otherwise secured by physical means.

**Rotors.** That system of blades which rotates or revolves to supply lift or direction to the rotorcraft.

**Signalperson** That member of the ground crew that is designated by an employer to direct, signal and otherwise communicate with the operator of the helicopter.

**Sling line.** A strap, chain, rope or the like used to securely hold something being lifted, lowered, carried or otherwise suspended.

**Sock line.** A rope(s), cable(s) or similar line(s) that is used to pull a conductor line or other wire from a reel or to remove existing strung conductors from poles or towers.

**Static charge.** A stationary charge of electricity.

**Tag line.** A rope or similar device used to guide or control the direction or movement of a load.

#### **WAC 296-45-67504 Operating certification.**

The helicopter service provider must hold appropriate certification and have a current “FAA Operating Certificate” for the category of operation being performed. (Reference 14 C.F.R. Parts 133, 135, and 137 – Contact the local Flight Standard District Office (FSDO) for assistance.)

**WAC 296-45-67506 Personnel.**

- (1) All personnel must be physically and mentally able and qualified to perform the work to which they are assigned, including being knowledgeable in these rules.
- (2) There must be a sufficient number of qualified ground personnel to safely guide, secure, hook and unhook the load.
- (3) No employee will perform or be ordered or assigned to perform any activity for which they are not trained, qualified, and competent or which they may compromise their safety or the safety of others.

**Note:** Applicable training requirements in WAC 296-45-065 must be followed

**WAC 296-45-67508 Hazard analysis and job briefing.**

- (1) Before the commencement of any construction, maintenance, or lifting activity using a helicopter, a job hazard analysis (JHA) must be conducted, which, at a minimum, must:
  - (a) Define the core tasks;
  - (b) Identify specific hazards;
  - (c) Identify mission specific tasks;
  - (d) Describe procedures or controls used to safely manage or mitigate the hazards;
  - (e) Describe the communication procedure to be used with the crew;
  - (f) Discuss fatigue, and methods to eliminate or mitigate it;
  - (g) Specify minimum approach distances (MAD);
  - (h) Describe a site specific emergency action plan.
- (2) A site specific job briefing must be held each day construction, maintenance, or lifting activities using a helicopter are performed. The daily job briefing at a minimum must:
  - (a) Summarize or recap the content of the JHA as applicable to the day's duties;
  - (b) Communicate any site specific hazards not identified in the JHA and provide mitigation for those hazards;
  - (c) Identify or establish roles for each person who will be interfacing with the aircraft or its load;
  - (d) Describe the communication procedure to be used with the crew;
  - (e) Specify minimum approach distances (MAD) from energized electrical lines in the work area;

- (f) Describe the applicable sections of the site specific emergency action plan, such as the location of first aid equipment and rescue gear.
- (3) An additional job briefing must be held immediately if working conditions change during the course of the job. Working conditions would include weather, wind, and visibility. During the job briefing all affected employees and others, including signalpersons, ground workers, pilot(s), must be advised of the hazards including a change of operation, if needed.

### **WAC 296-45-67513 Personal protective equipment (PPE).**

Personal protective equipment when working on, under or in the near vicinity of helicopters:

- (1) All employees must wear eye protection of such design as to prevent the likelihood of dust or other substances from contacting the eye(s) of employees.
- (2) All employees must wear ANSI-approved hard hats or helmets for electrical work specific to work associated with helicopter operations that must be secured on the employee's head by a chinstrap or other suitable means.
- (3) The employer must perform and document a hazard assessment to identify and determine the appropriate PPE for the work being performed, the location and site and/or equipment.

### **WAC 296-45-67515 Wearing apparel.**

No employee must wear clothing or apparel which is either designed to or in fact can reasonably be expected to flap or otherwise react in a similar fashion in the downwash or air disturbance of a helicopter(s). No employee must work on, under or in the near vicinity of a helicopter while wearing such apparel or clothing which flaps or moves to the extent that it presents a hazard in that it could be caught in the moving equipment, the hoist line, or otherwise interfere with the safe performance of the work.

### **WAC 296-45-67517 Loose gear and objects.**

All loose gear, including lunch boxes, rope, cardboard, wire covers and similar items must be removed or secured or otherwise made fast before the helicopter is started or allowed to approach such area. In the event the gear is not secured or fastened, it must be removed and located outside the downwash at least 100 feet from the helicopter.

### **WAC 296-45-67519 Landing zones.**

- (1) When establishing the landing zone, the following items must be considered:
  - Size and type of helicopter;
  - Suitability of the planned activity;
  - Physical barriers or obstructions;
  - Helicopter touch down area and congestion in the area.

- (2) All helicopter landing, loading and unloading areas must be maintained in a neat and orderly fashion so as to reduce the likelihood of flying materials, tripping, or other hazards attendant to the work being performed.

**WAC 296-45-67521 Pilot's responsibility.**

- (1) The pilot and employer must ensure the pilot is properly rested and fit for duty.
- (2) The helicopter pilot must be responsible for the size, weight and manner in which loads are connected to the helicopter.
- (3) No load will be made if the helicopter pilot believes the lift cannot safely be performed. The employer must make certain that the pilot of the helicopter is able to freely exercise their prerogative and judgment as to safe operation of the helicopter itself concerning size, weight and manner by which loads are connected.
- (4) No employee will work on, under, near or in conjunction with a helicopter whose operation does not correspond with the foregoing provisions.
- (5) The pilot must possess the appropriate ratings for the aircraft and must be competent to safely conduct the assigned tasks. The pilot must have the final authority and is solely responsible for the safe operation of the helicopter load at all times.

**WAC 296-45-67522 Cargo Hooks.**

- (1) All cargo hooks must have a primary and secondary release mechanism designed and installed as to prevent inadvertent operation. The hooks primary and secondary release must be tested prior to each day's operation to determine that the release functions properly.
- (2) No employee will be permitted to work under a hovering helicopter(s) unless the cargo hooks used comply with Federal Aviation Administration regulations governing such hooks.

**WAC 296-45-67523 Hooking and unhooking loads.**

- (1) Work performed at an elevated position and directly under hovering helicopters must be performed only by qualified and capable employees.
  - (a) Work must be limited to minimum time necessary to guide, secure, hook or unhook the loads, provided that only a single point of attachment is required to secure the load.
  - (b) When an employee is working from the ground under hovering helicopters, the employee must have a safe means of ingress and egress at all times, including a readily available escape route or routes in the event of an emergency.

- (2) Except as specifically permitted under WAC 296-45-675 through 296-45-67545, no other work or work-related activity must be permitted under hovering helicopters.
- (3) Positive guide systems must be used for the placement of large segments of primary tower structure and must enable the heavy lift helicopter to temporarily secure and release the load. Bolting of or otherwise permanently securing the structures is prohibited under hovering helicopters except that in the event of an unforeseen contingency of an emergency nature which represents a substantial hazard to life or property, an employee may do such work as is necessary to preserve life or protect substantial property.

**Note:** This does not apply to assembly and erection of steel monopole construction.

#### **WAC 296-45-67525 Static charge.**

All loads must be grounded or bonded with a device capable of discharging either the actual or potential static charge before ground personnel either touch or come close enough to touch the suspended load.

#### **WAC 296-45-67527 Line stringing.**

- (1) Weight of the external load must not exceed the manufacturer's load limit.
- (2) Each helicopter operator utilized in line stringing must be authorized by the Federal Aviation Administration, Part 133, Class C Operations.
- (3) All line stringing operations must be conducted in accordance with the following requirements:
  - (a) Stringing tension method must enable a consistent positive control of the cable, rope, or similar lines at all times during pulling operations;
  - (b) During all pulling operations, the helicopter pilot must maintain an aircraft orientation that allows the pilot to maintain constant visibility in both directions on line;
  - (c) No pulling operation must be conducted at a ground speed greater than fifteen mph;
  - (d) When pulling from the aircraft belly hook attachment point, a ballast weight of a minimum three hundred pounds must be utilized;
  - (e) At no time during the pulling operation must the load line that is attached to helicopter's belly hook attachment point exceed a thirty degree angle from vertical.

**Note:** Subsection (3)(d) and (e) does not apply when pulling from the helicopter's approved side pull attachment point.

- (4) A helicopter must not pull any cable, rope, or similar line which is at any point attached to a fixed object other than the helicopter itself. Helicopters may pull a "free-wheeling" or "pay-out" of the

cable, rope, or similar line so long as the end is not tied to a truck or fixed object other than the reel itself.

**WAC 296-45-67529 Visibility.**

Employees must keep clear of and outside the downwash of the helicopters except as necessary to perform a permitted activity. Where reasonably practical, reduced vision of the operator and ground crew must be eliminated.

**WAC 296-45-67531 Communication.**

- (1) Communication must be maintained between the air crew and ground personnel at all times by a designated and qualified signalperson. There must be a constant, open line of communication using radios or head and hand signals.
- (2) Signal systems must be understood by the air crew and the ground crew, including signalpersons, prior to the hoisting of any load.
- (3) Signaling and maintaining communications with the pilot will be exclusive to the designated signalperson during periods of loading and unloading. The signalperson must be distinguishable from other members of the ground crew by the pilot of the aircraft. This may be by way of orange-colored gloves, vest, or other apparel.
- (4) The lead worker and one top person must also have an operating transmitter and receiver.
- (5) Authorized and qualified employees may come within 50 feet of the helicopter when the rotor blades are turning, but no closer, other than to enter the aircraft or to hook or unhook the load or do other essential functions. Other employee(s) must not come closer than 100 feet of the aircraft when it is operating.
- (6) The signal between the signalperson and the operator of the helicopter must be those submitted to the FAA for the particular job. When head signals are to be used, the qualified worker must utilize a visually enhanced hard hat or helmet with clear markings to indicate the desired movement. Any signals other than up/down in/out will require the use of hand signals.
- (7) Should there occur a change in the hazards, methods of performing the job, signals to be used, or other operating conditions during the course of any particular job, a conference must immediately be held at which time all affected employees and others (including signalpersons, ground workers, and pilots) will be advised of such hazards or change of operation. No employee will be permitted to work unless such employee and others fully understand and changes that have taken place.

**WAC 296-45-67533 Helicopter operation.**

- (8) Whenever approaching or leaving a helicopter with blades rotating, all employees must remain in full view of the pilot and remain in a crouched position while within 50 feet of the helicopter. No employee can approach the rear of the helicopter unless directly authorized and directed by the pilot.

of such craft. All employees when operating or working within 50 feet of the helicopter with blades turning are subject to the direction of the helicopter pilot.

- (9) All materials and equipment loaded in the aircraft must be properly secured for flight.
- (10) Long objects, such as shovels and hot sticks, must be carried horizontally and below the waist to avoid contact with the aircraft rotor blades.
- (11) The pilot must ensure that all loads are safely secured to the helicopter, or in cargo baskets, and properly loaded with regard to weight and balance.
- (12) Never throw anything while loading and unloading the helicopter. Thrown items may come in contact with the aircraft rotor blade, causing damage to the aircraft and possible injury to ground personnel.
- (13) While in the helicopter, safety belts must remain fastened at all times except when the pilot instructs otherwise or while entering or leaving the helicopter.
- (14) Smoking in the helicopter is prohibited at all times.
- (15) No employee can ride in or work under or near a helicopter with less than twenty minutes reserve fuel.
- (16) No employee can have sharp objects in their pocket or unsecured while sitting in or on the helicopter.
- (17) No employee can touch any switch, knob, instrument, or other control device in the cockpit unless specifically directed by the pilot.
- (18) No employee can obscure or otherwise obstruct the pilot's ability to visually see the instruments or flight path during flight or operation.
- (19) No employee can attempt to slow or stop the rotorcraft blades.

**WAC 296-45-67536 Helicopter work tasks.**

- (1) Aerial hover transfer.
  - (a) Full body harnesses, lanyards, hardware, and attachment points must meet the requirements in ANSI Z359.1-2007.
  - (b) All employees transferring from a helicopter to a structure/conductor must wear a full body harness and lanyard fixed to an approved attachment point on the helicopter, structure/conductor. An ANSI approved device that allows the worker to be attached simultaneously to the helicopter and the structure/conductor must be used until the transfer is complete.

- (c) Fall protection must be established and maintained one hundred percent during the entire time the employee is transferring from the helicopter to the structure/conductor.
- (2) Human external cargo (HEC).
- (a) The sling/vertical suspension system (human external cargo or HEM) is a vertical system suspended from the helicopter cargo hook. The sling system will comply with all governmental requirements (e.g., 14 C.F.R. Part 133, Class B or D – External Load.) For Class D operations the sling system will also comply with 14 C.F.R. 27.865 or 29.865.
  - (b) Helicopter operations involving HEC must incorporate the use of a secondary safety device, in addition to the helicopter's primary attachment means, to prevent the inadvertent release of the load. This device must remain jettison-able in accordance with Class B load requirements.
    - (i) All lines utilized for HEC operations must be dedicated for HEC and will not be used for transporting cargo.
    - (ii) HEC lines must not be less than 10:1 safety ratio between the rated breaking strength and the working load.
    - (iii) All harnesses utilized for helicopter short-haul operations must meet the ANSI Z359.1-2007 standards for class III (full body) harnesses and must be equipped with both dorsal and sternal D rings.
    - (iv) All suspension harnesses used for HEC must be adjusted to the user. The harness must be designed to prevent suspension trauma or equipped with an orthostatic shock relief device. Such devices must be deployed and used if an employee has been in suspension longer than five minutes.
  - (c) External platform skid operations. If a platform system is used to transport crews or where a crew member performs work from the platform system and all aircraft attachments points must comply with applicable FAA regulations and requirements. All platform operations must be conducted in accordance with the 14 C.F.R. Part 133, Class A – External Load. Flight and hovering capabilities of the helicopter must not be adversely affected by the design of the platform. The platform must not affect the auto rotation and emergency capabilities of the helicopter. The platform and loads may affect the lateral and longitudinal CG weight and balance of the helicopter in flight. An engineered counter-balance must be used if the platform exceeds the lateral CG limits of the manufacturer's specifications for the helicopter which will ensure stability.
- (3) External cargo sling loads. Helicopter longline support operations (cargo operations) must only be performed by qualified, competent and trained personnel. All operations must be conducted in accordance with applicable Federal Aviation Administration regulations.



**WAC 296-45-67537 Sling and rigging.**

- (1) The pilot is responsible for the integrity of the rigging for any external load and must ensure safe delivery of the cargo by inspecting and monitoring the security of the rigging throughout the operation. Prior to operations, the pilot must check the condition and application of all rigging gear to ensure serviceability. Prior to commencing operations, determine the complete rigging requirements, including slings and taglines.
- (2) All personnel involved with rigging activities must receive appropriate rigging training and show proficiency specific to helicopter operations and the work tasks being performed.
- (3) The slings used for the external load must be inspected each day before use. Slings must be inspected by an employee designated, trained and qualified as a rigger.
- (4) No sling will be used unless it has a properly marked minimum tensile strength of five times the load which will be carried or is being carried.
  - (a) No sling will be used unless upon inspection it is determined to be in good condition and capable of the work which is to be performed and properly marked.
  - (b) Loads must be properly slung so that there will be no slippage or shifting of the load and so that the load will not accidentally be dislodged from the helicopter.
  - (c) In an energized environment helicopter load lines must be comprised of nonconductive materials which are the appropriate weight, strength, and length to prevent the line from being lifted and entangled into the aircraft rotor system.
  - (d) Pressed sleeves, wedged eyes, or equivalent means must be used for all suspended loads utilizing wire rope. All eyes on synthetic line must be produced by the line manufacturer or a certified splicer for the specific type of line.

**WAC 296-45-67541 Fires.**

Open fires must not be permitted in any area in which said fires will be affected by the downwash of the rotors, nor must any employee smoke in an area subject to the downdraft of the rotor.

**WAC 296-45-67545 Refueling operations.**

- (1) Refueling of any helicopter with either aviation gasoline or Jet B (Turbine) type fuel must be prohibited while the engines are running.
- (2) Fueling of helicopters using Jet A (Turbine-Kerosene) type fuel is allowed with engines running.
- (3) All helicopter fueling must comply with the following:

- (a) No unauthorized persons must be allowed within fifty feet of the refueling operation or fueling equipment.
- (b) A minimum of one thirty-pound fire extinguisher, or a combination of same, good for class A, B and C fires, must be provided within one hundred feet on the upwind side of the refueling operation.

**Note:** For additional requirements relating to portable fire extinguishers see WAC [296-800-300](#).

- (c) All fueling personnel must be thoroughly trained in the refueling operation and in the use of the available fire extinguishing equipment they may be expected to utilize.
  - (d) There must be no smoking, open flames, exposed flame heaters, flare pots, or open flame lights within fifty feet of the refueling area or fueling equipment. The refueling area or the fuel truck must be posted with “NO SMOKING” signs.
  - (e) Prior to making any fueling connection to the aircraft, the fueling equipment must be bonded to the aircraft by use of a cable, thus providing a conductive path to equalize the potential between the fueling equipment and the aircraft. The bond must be maintained until fueling connections have been removed, thus allowing separated charges that could be generated during the fueling operation to reunite. Grounding during aircraft fueling must not be permitted.
  - (f) To control spills, fuel must be pumped either by hand or power. Pouring or gravity flow must not be permitted. Self-closing nozzles or deadman controls must be used and must not be blocked open. Nozzles must not be dragged along the ground.
  - (g) In case of a spill, the fueling operation must be immediately stopped until such time as the person-in-charge determines that it is safe to resume the refueling operation.
- (4) Helicopters with their engines stopped being refueled with aviation gasoline or Jet B (Turbine) type fuel, must also comply with subsection (3)(a) through (g) of this section.

## ***WAC 296-45-900 Appendices. Nonmandatory.***

### ***WAC 296-45-902 Appendix A, Working on exposed energized parts--Nonmandatory.***

**Note:** This appendix is identical to 29 C.F.R. 1910.269 Appendix B, Working on Exposed Energized Parts. However, all references to live-line barehand work have been deleted since it is prohibited in Washington state.

#### **I. Introduction**

Electric utilities design electric power generation, transmission, and distribution installations to meet National Electrical Safety Code (NESC), ANSI C2, requirements. Electric utilities also design transmission and distribution lines to limit line outages as required by system reliability criteria and to withstand the maximum overvoltage's impressed on the system. Conditions such as switching surges, faults, and lightning can cause overvoltages. Electric utilities generally select insulator design and lengths and the clearances to structural parts so as to prevent outages from contaminated line insulation and during storms. Line insulator lengths and structural clearances have, over the years, come closer to the minimum approach distances used by workers. As minimum approach distances and structural clearances converge, it is increasingly important that system designers and system operating and maintenance personnel understand the concepts underlying minimum approach distances.

The information in this appendix will assist employers in complying with the minimum approach-distance requirements contained in § 1910.269(l)(3). Employers must use the technical criteria and methodology presented in this appendix in establishing minimum approach distances in accordance with § 1910.269(l)(3)(i) and Table R-3 and Table R-8. This appendix provides essential background information and technical criteria for the calculation of the required minimum approach distances for live-line work on electric power generation, transmission, and distribution installations.

Unless an employer is using the maximum transient overvoltage's specified in Table R-9 for voltages over 72.5 kilovolts, the employer must use persons knowledgeable in the techniques discussed in this appendix, and competent in the field of electric transmission and distribution system design, to determine the maximum transient overvoltage.

#### **II. General**

*A. Definitions.* The following definitions from § 1910.269(x) relate to work on or near electric power generation, transmission, and distribution lines and equipment and the electrical hazards they present.

*Exposed.* Not isolated or guarded.

*Guarded.* Covered, fenced, enclosed, or otherwise protected, by means of suitable covers or casings, barrier rails or screens, mats, or platforms, designed to minimize the possibility, under normal conditions, of dangerous approach or inadvertent contact by persons or objects.

**Note to the definition of guarded:** Wires that are insulated, but not otherwise protected, are not guarded.

*Insulated.* Separated from other conducting surfaces by a dielectric (including air space) offering a high resistance to the passage of current.

**Note to the definition of insulated:** When any object is said to be insulated, it is understood to be insulated for the conditions to which it normally is subjected. Otherwise, it is, for the purpose of this section, uninsulated.

*Isolated.* Not readily accessible to persons unless special means for access are used.

*Statistical sparkover voltage.* A transient overvoltage level that produces a 97.72-percent probability of sparkover (that is, two standard deviations above the voltage at which there is a 50-percent probability of sparkover).

*Statistical withstand voltage.* A transient overvoltage level that produces a 0.14-percent probability of sparkover (that is, three standard deviations below the voltage at which there is a 50-percent probability of sparkover).

**B. Installations energized at 50 to 300 volts.** The hazards posed by installations energized at 50 to 300 volts are the same as those found in many other workplaces. That is not to say that there is no hazard, but the complexity of electrical protection required does not compare to that required for high voltage systems. The employee must avoid contact with the exposed parts, and the protective equipment used (such as rubber insulating gloves) must provide insulation for the voltages involved.

**C. Exposed energized parts over 300 volts AC.** Paragraph (l)(3)(i) of § 1910.269 requires the employer to establish minimum approach distances no less than the distances computed by Table R-3 for AC systems so that employees can work safely without risk of sparkover.<sup>2</sup>

Unless the employee is using electrical protective equipment, air is the insulating medium between the employee and energized parts. The distance between the employee and an energized part must be sufficient for the air to withstand the maximum transient overvoltage that can reach the worksite under the working conditions and practices the employee is using. This distance is the minimum air insulation distance, and it is equal to the electrical component of the minimum approach distance.

Normal system design may provide or include a means (such as lightning arrestors) to control maximum anticipated transient overvoltage's, or the employer may use temporary devices (portable protective gaps) or measures (such as preventing automatic circuit breaker reclosing) to achieve the same result. Paragraph (l)(3)(ii) of § 1910.269 requires the employer to determine the maximum anticipated per-unit transient overvoltage, phase-to-ground, through an engineering analysis or assume a maximum anticipated per-unit transient overvoltage, phase-to-ground, in accordance with Table R-9, which specifies the following maximums for ac systems:

72.6 to 420.0 kilovolts-3.5 per unit

420.1 to 550.0 kilovolts-3.0 per unit

550.1 to 800.0 kilovolts-2.5 per unit

See paragraph IV.A.2, later in this appendix, for additional discussion of maximum transient overvoltages.

D. *Types of exposures.* Employees working on or near energized electric power generation, transmission, and distribution systems face two kinds of exposures: Phase-to-ground and phase-to-phase. The exposure is phase-to-ground with respect to an energized part, when the employee is at ground potential.

### III. Determination of Minimum Approach Distances for AC Voltages Greater Than 300 Volts

A. *Voltages of 301 to 5,000 volts.* Test data generally forms the basis of minimum air insulation distances. The lowest voltage for which sufficient test data exists is 5,000 volts, and these data indicate that the minimum air insulation distance at that voltage is 20 millimeters (1 inch). Because the minimum air insulation distance increases with increasing voltage, and, conversely, decreases with decreasing voltage, an assumed minimum air insulation distance of 20 millimeters will protect against sparkover at voltages of 301 to 5,000 volts. Thus, 20 millimeters is the electrical component of the minimum approach distance for these voltages.

B. *Voltages of 5.1 to 72.5 kilovolts.* For voltages from 5.1 to 72.5 kilovolts, the Occupational Safety and Health Administration bases the methodology for calculating the electrical component of the minimum approach distance on Institute of Electrical and Electronic Engineers (IEEE) Standard 4-1995, *Standard Techniques for High-Voltage Testing*. Table 1 lists the critical sparkover distances from that standard as listed in *IEEE Std 516-2009, IEEE Guide for Maintenance Methods on Energized Power Lines*.

Table 1. Sparkover Distance for Rod-to-Rod Gap

60 Hz Rod-to-Rod sparkover (kV peak)	Gap spacing from IEEE Std 4-1995 (cm)
25 . . . .	2
36 . . . .	3
46 . . . .	4
53 . . . .	5
60 . . . .	6
70 . . . .	8
79 . . . .	10
86 . . . .	12
95 . . . .	14
104 . . . .	16

60 Hz Rod-to-Rod sparkover (kV peak)	Gap spacing from IEEE Std 4-1995 (cm)
112 . . . .	18
120 . . . .	20
143 . . . .	25
167 . . . .	30
192 . . . .	35
218 . . . .	40
243 . . . .	45
270 . . . .	50
322 . . . .	60

Source: IEEE Std 516-2009.

To use this table to determine the electrical component of the minimum approach distance, the employer must determine the peak phase-to-ground transient overvoltage and select a gap from the table that corresponds to that voltage as a withstand voltage rather than a critical sparkover voltage. To calculate the electrical component of the minimum approach distance for voltages between 5 and 72.5 kilovolts, use the following procedure:

1. Divide the phase-to-phase voltage by the square root of 3 to convert it to a phase-to-ground voltage.
2. Multiply the phase-to-ground voltage by the square root of 2 to convert the rms value of the voltage to the peak phase-to-ground voltage.
3. Multiply the peak phase-to-ground voltage by the maximum per-unit transient overvoltage, which, for this voltage range, is 3.0, as discussed later in this appendix. This is the maximum phase-to-ground transient overvoltage, which corresponds to the withstand voltage for the relevant exposure.<sup>3</sup>
4. Divide the maximum phase-to-ground transient overvoltage by 0.85 to determine the corresponding critical sparkover voltage. (The critical sparkover voltage is 3 standard deviations (or 15 percent) greater than the withstand voltage.)
5. Determine the electrical component of the minimum approach distance from Table 1 through interpolation.

Table 2 illustrates how to derive the electrical component of the minimum approach distance for voltages from 5.1 to 72.5 kilovolts, before the application of any altitude correction factor, as explained later.

Table 2 Calculating the Electrical Component of MAD 751 V to 72.5 KV

Step	Maximum system phase-to-phase voltage (kV)			
	15	36	46	72.5
1. Divide by $\sqrt{3}$	8.7	20.8	26.6	41.9
2. Multiply by $\sqrt{2}$	12.2	29.4	37.6	59.2
3. Multiply by 3.0	36.7	88.2	112.7	177.6
4. Divide by 0.85	43.2	103.7	132.6	208.9
5. Interpolate from Table 1	$3+(7.2/10)*1$	$14+(8.7/9)*2$	$20+(12.6/23)*5$	$35+(16.9/26)*5$
Electrical component of MAD (cm)	3.72	15.93	22.74	38.25

*C. Voltages of 72.6 to 800 kilovolts.* For voltages of 72.6 kilovolts to 800 kilovolts, this section bases the electrical component of minimum approach distances, before the application of any altitude correction factor, on the following formula:

**Equation 1 - For voltages of 72.6 kV to 800 kV**

$$D = 0.3048(C + a) V_{L-G}T$$

Where:

D = Electrical component of the minimum approach distance in air in meters;

C = A correction factor associated with the variation of gap sparkover with voltage;

a = A factor relating to the saturation of air at system voltages of 345 kilovolts or higher;<sup>4</sup>

$V_{L-G}$  = Maximum system line-to-ground rms voltage in kilovolts - It should be the “actual” maximum, or the normal highest voltage for the range (for example, 10 percent above the nominal voltage); and

T = Maximum transient overvoltage factor in per unit.

In Equation 1, C is 0.01: (1) For phase-to-ground exposures that the employer can demonstrate consist only of air across the approach distance (gap) and (2) for phase-to-phase exposures if the employer can demonstrate that no insulated tool spans the gap and that no large conductive object is in the gap. Otherwise, C is 0.011.

In Equation 1, the term *a* varies depending on whether the employee's exposure is phase-to-ground or phase-to-phase and on whether objects are in the gap. The employer must use the equations in Table 3 to calculate *a*. Sparkover test data with insulation spanning the gap form the basis for the equations for

phase-to-ground exposures, and sparkover test data with only air in the gap form the basis for the equations for phase-to-phase exposures. The phase-to-ground equations result in slightly higher values of  $a$ , and, consequently, produce larger minimum approach distances, than the phase-to-phase equations for the same value of  $V_{Peak}$ .

Table 3 Equations for Calculating the Surge Factor,  $a$ 

Phase-to-ground exposures			
$V_{Peak} = T_{L-G} V_{L-G} \sqrt{2} \dots$	635 kV or less 0	635.1 to 915 kV ( $V_{Peak}$ - 635)/140,000	915.1 to 1,050 kV ( $V_{Peak}$ -645)/135,000
$a \dots$			
$V_{Peak}= T_{L-G} V_{L-G} \sqrt{2} \dots$	More than 1,050 kV		
$a \dots$	( $V_{Peak}$ -675)/125,000		
Phase-to-phase exposures <sup>1</sup>			
$V_{Peak} = (1.35 T_{L-G} + 0.45) V_{L-G} \sqrt{2} \dots$	630 kV or less 0	630.1 to 848 kV ( $V_{Peak}$ -630)/155,000	848.1 to 1,131 kV ( $V_{Peak}$ - 633.6)/152,207
$a \dots$			
$V_{Peak} = (1.35 T_{L-G} + 0.45) V_{L-G} \sqrt{2} \dots$	1,131.1 to 1,485 kV ( $V_{Peak}$ -628)/153,846	More than 1,485 kV ( $V_{Peak}$ -350.5)/203,666	
$a \dots$			

<sup>1</sup> Use the equations for phase-to-ground exposures (with  $V_{Peak}$  for phase-to-phase exposures) unless the employer can demonstrate that no insulated tool spans the gap and that no large conductive object is in the gap.

In Equation 1,  $T$  is the maximum transient overvoltage factor in per unit. As noted earlier, § 1910.269(l)(3)(ii) requires the employer to determine the maximum anticipated per-unit transient overvoltage, phase-to-ground, through an engineering analysis or assume a maximum anticipated per-unit transient overvoltage, phase-to-ground, in accordance with Table R-9. For phase-to-ground exposures, the employer uses this value, called  $T_{L-G}$ , as  $T$  in Equation 1. IEEE Std 516-2009 provides the following formula to calculate the phase-to-phase maximum transient overvoltage,  $T_{L-L}$ , from  $T_{L-G}$ :

$$T_{L-L} = 1.35 T_{L-G} + 0.45$$

For phase-to-phase exposures, the employer uses this value as  $T$  in Equation 1.

D. *Provisions for inadvertent movement.* The minimum approach distance must include an “adder” to compensate for the inadvertent movement of the worker relative to an energized part or the movement of the part relative to the worker. This “adder” must account for this possible inadvertent movement and provide the worker with a comfortable and safe zone in which to work. Employers must add the distance



for inadvertent movement (called the “ergonomic component of the minimum approach distance”) to the electrical component to determine the total safe minimum approach distances used in live-line work.

The Occupational Safety and Health Administration based the ergonomic component of the minimum approach distance on response time-distance analysis. This technique uses an estimate of the total response time to a hazardous incident and converts that time to the distance traveled. For example, the driver of a car takes a given amount of time to respond to a “stimulus” and stop the vehicle. The elapsed time involved results in the car's traveling some distance before coming to a complete stop. This distance depends on the speed of the car at the time the stimulus appears and the reaction time of the driver.

In the case of live-line work, the employee must first perceive that he or she is approaching the danger zone. Then, the worker responds to the danger and must decelerate and stop all motion toward the energized part. During the time it takes to stop, the employee will travel some distance. This is the distance the employer must add to the electrical component of the minimum approach distance to obtain the total safe minimum approach distance.

At voltages from 751 volts to 72.5 kilovolts<sup>5</sup> the electrical component of the minimum approach distance is smaller than the ergonomic component. At 72.5 kilovolts, the electrical component is only a little more than 0.3 meters (1 foot). An ergonomic component of the minimum approach distance must provide for all the worker's unanticipated movements. At these voltages, workers generally use rubber insulating gloves; however, these gloves protect only a worker's hands and arms. Therefore, the energized object must be at a safe approach distance to protect the worker's face. In this case, 0.61 meters (2 feet) is a sufficient and practical ergonomic component of the minimum approach distance.

For voltages between 72.6 and 800 kilovolts, employees must use different work practices during energized line work. Generally, employees use live-line tools (hot sticks) to perform work on energized equipment. These tools, by design, keep the energized part at a constant distance from the employee and, thus, maintain the appropriate minimum approach distance automatically.

The location of the worker and the type of work methods the worker is using also influence the length of the ergonomic component of the minimum approach distance. In this higher voltage range, the employees use work methods that more tightly control their movements than when the workers perform work using rubber insulating gloves. The worker, therefore, is farther from the energized line or equipment and must be more precise in his or her movements just to perform the work. For these reasons, this section adopts an ergonomic component of the minimum approach distance of 0.31 m (1 foot) for voltages between 72.6 and 800 kilovolts.

Table 4 summarizes the ergonomic component of the minimum approach distance for various voltage ranges.

Table 4 Ergonomic Component of Minimum Approach Distance

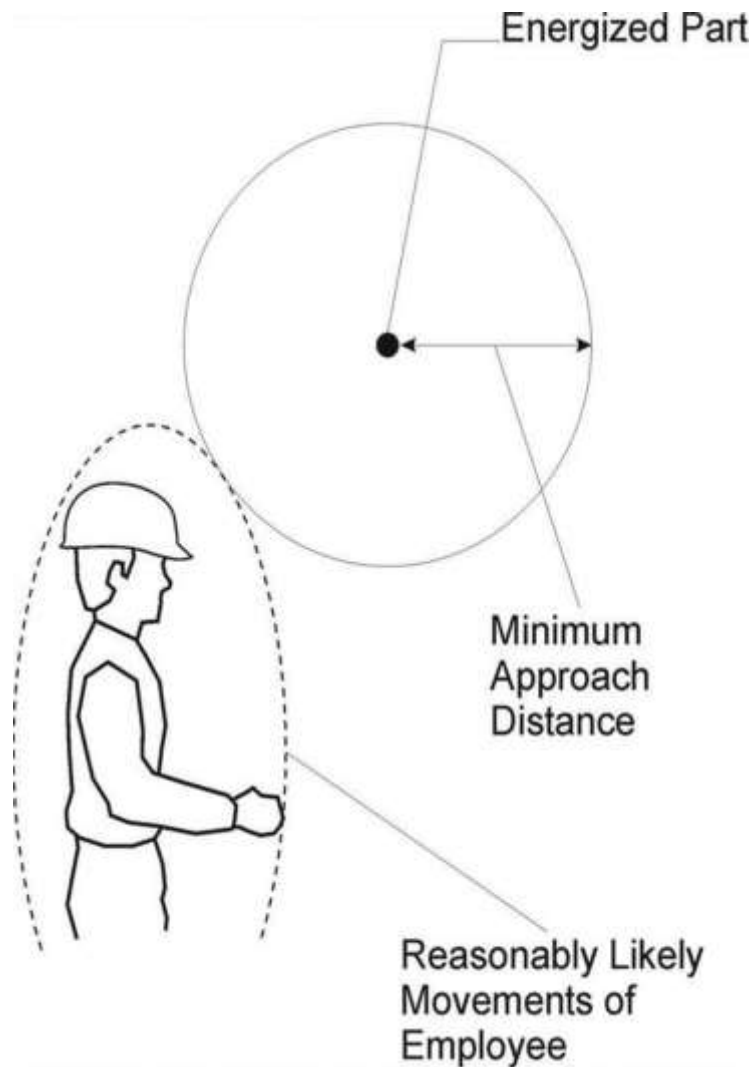
Voltage range (kV)	Distance	
	m	ft
0.301 to 0.750 . . . .	0.31	1.0
0.751 to 72.5 . . . .	0.61	2.0
72.6 to 800 . . . .	0.31	1.0

**Note:** The employer must add this distance to the electrical component of the minimum approach distance to obtain the full minimum approach distance.

The ergonomic component of the minimum approach distance accounts for errors in maintaining the minimum approach distance (which might occur, for example, if an employee misjudges the length of a conductive object he or she is holding), and for errors in judging the minimum approach distance. The ergonomic component also accounts for inadvertent movements by the employee, such as slipping. In contrast, the working position selected to properly maintain the minimum approach distance must account for all of an employee's reasonably likely movements and still permit the employee to adhere to the applicable minimum approach distance. (See Figure 1.) Reasonably likely movements include an employee's adjustments to tools, equipment, and working positions and all movements needed to perform the work. For example, the employee should be able to perform all of the following actions without straying into the minimum approach distance:

- Adjust his or her hardhat;
- Maneuver a tool onto an energized part with a reasonable amount of overreaching or underreaching;
- Reach for and handle tools, material, and equipment passed to him or her; and
- Adjust tools, and replace components on them, when necessary during the work procedure.

The training of qualified employees required under § 1910.269(a)(2), and the job planning and briefing required under § 1910.269(c), must address selection of a proper working position.



**Figure 1 - Maintaining the Minimum Approach Distance**

E. *Miscellaneous correction factors.* Changes in the air medium that forms the insulation influences the strength of an air gap. A brief discussion of each factor follows.

1. *Dielectric strength of air.* The dielectric strength of air in a uniform electric field at standard atmospheric conditions is approximately 3 kilovolts per millimeter.<sup>6</sup>

The pressure, temperature, and humidity of the air, the shape, dimensions, and separation of the electrodes, and the characteristics of the applied voltage (wave shape) affect the disruptive gradient.

2. *Atmospheric effect.* The empirically determined electrical strength of a given gap is normally applicable at standard atmospheric conditions (20°C, 101.3 kilopascals, 11 grams/cubic centimeter humidity). An increase in the density (humidity) of the air inhibits sparkover for a given air gap. The combination of temperature and air pressure that results in the lowest gap sparkover voltage is high

temperature and low pressure. This combination of conditions is not likely to occur. Low air pressure, generally associated with high humidity, causes increased electrical strength. An average air pressure generally correlates with low humidity. Hot and dry working conditions normally result in reduced electrical strength. The equations for minimum approach distances in Table R-3 assume standard atmospheric conditions.

3. *Altitude.* The reduced air pressure at high altitudes causes a reduction in the electrical strength of an air gap. An employer must increase the minimum approach distance by about 3 percent per 300 meters (1,000 feet) of increased altitude for altitudes above 900 meters (3,000 feet). Table R-5 specifies the altitude correction factor that the employer must use in calculating minimum approach distances.

#### IV. Determining Minimum Approach Distances

##### A. Factors Affecting Voltage Stress at the Worksite.

1. *System voltage (nominal).* The nominal system voltage range determines the voltage for purposes of calculating minimum approach distances. The employer selects the range in which the nominal system voltage falls, as given in the relevant table, and uses the highest value within that range in per unit calculations.

2. *Transient overvoltages.* Operation of switches or circuit breakers, a fault on a line or circuit or on an adjacent circuit, and similar activities may generate transient overvoltages on an electrical system. Each overvoltage has an associated transient voltage wave shape. The wave shape arriving at the site and its magnitude vary considerably.

In developing requirements for minimum approach distances, the Occupational Safety and Health Administration considered the most common wave shapes and the magnitude of transient overvoltages found on electric power generation, transmission, and distribution systems. The equations in Table R-3 for minimum approach distances use per-unit maximum transient overvoltages, which are relative to the nominal maximum voltage of the system. For example, a maximum transient overvoltage value of 3.0 per unit indicates that the highest transient overvoltage is 3.0 times the nominal maximum system voltage.

3. *Typical magnitude of overvoltages.* Table 5 lists the magnitude of typical transient overvoltages.

**Table 5 Magnitude of Typical Transient Overvoltages**

<b>Cause</b>	<b>Magnitude (per unit)</b>
Energized 200-mile line without closing resistors	3.5
Energized 200-mile line with one-step closing resistor	2.1
Energized 200-mile line with multistep resistor	2.5

Cause	Magnitude (per unit)
Reclosing with trapped charge one-step resistor	2.2
Opening surge with single restrike	3.0
Fault initiation unfaulted phase	2.1
Fault initiation adjacent circuit	2.5
Fault clearing	1.7 to 1.9

4. *Standard deviation-air-gap withstand.* For each air gap length under the same atmospheric conditions, there is a statistical variation in the breakdown voltage. The probability of breakdown against voltage has a normal (Gaussian) distribution. The standard deviation of this distribution varies with the wave shape, gap geometry, and atmospheric conditions. The withstand voltage of the air gap is three standard deviations (3s) below the critical sparkover voltage. (The critical sparkover voltage is the crest value of the impulse wave that, under specified conditions, causes sparkover 50 percent of the time. An impulse wave of three standard deviations below this value, that is, the withstand voltage, has a probability of sparkover of approximately 1 in 1,000.)

5. *Broken Insulators.* Tests show reductions in the insulation strength of insulator strings with broken skirts. Broken units may lose up to 70 percent of their withstand capacity. Because an employer cannot determine the insulating capability of a broken unit without testing it, the employer must consider damaged units in an insulator to have no insulating value. Additionally, the presence of a live-line tool alongside an insulator string with broken units may further reduce the overall insulating strength. The number of good units that must be present in a string for it to be “insulated” as defined by § 1910.269(x) depends on the maximum overvoltage possible at the worksite.

**B. Minimum Approach Distances Based on Known, Maximum-Anticipated Per-Unit Transient Overvoltages.**

1. *Determining the minimum approach distance for AC systems.* Under § 1910.269(l)(3)(ii), the employer must determine the maximum anticipated per-unit transient overvoltage, phase-to-ground, through an engineering analysis or must assume a maximum anticipated per-unit transient overvoltage, phase-to-ground, in accordance with Table R-9. When the employer conducts an engineering analysis of the system and determines that the maximum transient overvoltage is lower than specified by Table R-9, the employer must ensure that any conditions assumed in the analysis, for example, that employees block reclosing on a circuit or install portable protective gaps, are present during energized work. To ensure that these conditions are present, the employer may need to institute new livework procedures reflecting the conditions and limitations set by the engineering analysis.

2. *Calculation of reduced approach distance values.* An employer may take the following steps to reduce minimum approach distances when the maximum transient overvoltage on the system (that is, the maximum transient overvoltage without additional steps to control overvoltages) produces unacceptably large minimum approach distances:

*Step 1.* Determine the maximum voltage (with respect to a given nominal voltage range) for the energized part.

*Step 2.* Determine the technique to use to control the maximum transient overvoltage. (See paragraphs IV.C and IV.D of this appendix.) Determine the maximum transient overvoltage that can exist at the worksite with that form of control in place and with a confidence level of 3s. This voltage is the withstand voltage for the purpose of calculating the appropriate minimum approach distance.

*Step 3.* Direct employees to implement procedures to ensure that the control technique is in effect during the course of the work.

*Step 4.* Using the new value of transient overvoltage in per unit, calculate the required minimum approach distance from Table R-3.

*C. Methods of Controlling Possible Transient Overvoltage Stress Found on a System.*

1. *Introduction.* There are several means of controlling overvoltages that occur on transmission systems. For example, the employer can modify the operation of circuit breakers or other switching devices to reduce switching transient overvoltages. Alternatively, the employer can hold the overvoltage to an acceptable level by installing surge arresters or portable protective gaps on the system. In addition, the employer can change the transmission system to minimize the effect of switching operations. Section 4.8 of IEEE Std 516-2009 describes various ways of controlling, and thereby reducing, maximum transient overvoltages.

2. *Operation of circuit breakers.*<sup>7</sup> The maximum transient overvoltage that can reach the worksite is often the result of switching on the line on which employees are working. Disabling automatic reclosing during energized line work, so that the line will not be reenergized after being opened for any reason, limits the maximum switching surge overvoltage to the larger of the opening surge or the greatest possible fault-generated surge, provided that the devices (for example, insertion resistors) are operable and will function to limit the transient overvoltage and that circuit breaker restrikes do not occur. The employer must ensure the proper functioning of insertion resistors and other overvoltage-limiting devices when the employer's engineering analysis assumes their proper operation to limit the overvoltage level. If the employer cannot disable the reclosing feature (because of system operating conditions), other methods of controlling the switching surge level may be necessary.

Transient surges on an adjacent line, particularly for double circuit construction, may cause a significant overvoltage on the line on which employees are working. The employer's engineering analysis must account for coupling to adjacent lines.

3. *Surge arresters.* The use of modern surge arresters allows a reduction in the basic impulse-insulation levels of much transmission system equipment. The primary function of early arresters was to protect the system insulation from the effects of lightning. Modern arresters not only dissipate lightning-caused transients, but may also control many other system transients caused by switching or faults.

The employer may use properly designed arresters to control transient overvoltages along a transmission line and thereby reduce the requisite length of the insulator string and possibly the maximum transient overvoltage on the line.<sup>8</sup>

4. *Switching restrictions.* Another form of overvoltage control involves establishing switching restrictions, whereby the employer prohibits the operation of circuit breakers until certain system conditions are present. The employer restricts switching by using a tagging system, similar to that used for a permit, except that the common term used for this activity is a “hold-off” or “restriction.” These terms indicate that the restriction does not prevent operation, but only modifies the operation during the livework activity.

*D. Minimum Approach Distance Based on Control of Maximum Transient Overvoltage at the Worksite.*

When the employer institutes control of maximum transient overvoltage at the worksite by installing portable protective gaps, the employer may calculate the minimum approach distance as follows:

*Step 1.* Select the appropriate withstand voltage for the protective gap based on system requirements and an acceptable probability of gap sparkover.<sup>9</sup>

*Step 2.* Determine a gap distance that provides a withstand voltage<sup>10</sup> greater than or equal to the one selected in the first step.<sup>11</sup>

*Step 3.* Use 110 percent of the gap's critical sparkover voltage to determine the phase-to-ground peak voltage at gap sparkover ( $V_{PPG\ Peak}$ ).

*Step 4.* Determine the maximum transient overvoltage, phase-to-ground, at the worksite from the following formula:

$$T = \frac{V_{PPG\ Peak}}{V_{L-G}\sqrt{2}}.$$

*Step 5.* Use this value of  $T$ <sup>12</sup> in the equation in Table R-3 to obtain the minimum approach distance. If the worksite is no more than 900 meters (3,000 feet) above sea level, the employer may use this value of  $T$  to determine the minimum approach distance from Table 14 through Table 21.

**Note:** All roundings must be to the higher value (that is, always round up).

*Sample protective gap calculations.*

*Problem:* Employees are to perform work on a 500-kilovolt transmission line at sea level that is subject to transient overvoltages of 2.4 p.u. The maximum operating voltage of the line is 550 kilovolts. Determine the length of the protective gap that will provide the minimum practical safe approach distance. Also, determine what that minimum approach distance is:

*Step 1.* Calculate the smallest practical maximum transient overvoltage (1.25 times the crest phase-to-ground voltage):<sup>13</sup>

$$550kV \times \frac{\sqrt{2}}{\sqrt{3}} \times 1.25 = 561kV.$$

---

This value equals the withstand voltage of the protective gap.

*Step 2.* Using test data for a particular protective gap, select a gap that has a critical sparkover voltage greater than or equal to:

$$561kV \div 0.85 = 660kV$$

For example, if a protective gap with a 1.22-m (4.0-foot) spacing tested to a critical sparkover voltage of 665 kilovolts (crest), select this gap spacing.

*Step 3.* The phase-to-ground peak voltage at gap sparkover ( $V_{PPG_{Peak}}$ ) is 110 percent of the value from the previous step:

$$665kV \times 1.10 = 732kV$$

This value corresponds to the withstand voltage of the electrical component of the minimum approach distance.

*Step 4.* Use this voltage to determine the worksite value of  $T$ :

$$T = \frac{732}{564} = 1.7 p.u.$$

*Step 5.* Use this value of  $T$  in the equation in Table R-3 to obtain the minimum approach distance, or look up the minimum approach distance in Table 14 through Table 21:

$$MAD = 2.29 \text{ m (7.6 ft).}$$

#### *E. Location of Protective Gaps.*

*1. Adjacent structures.* The employer may install the protective gap on a structure adjacent to the worksite, as this practice does not significantly reduce the protection afforded by the gap.

*2. Terminal stations.* Gaps installed at terminal stations of lines or circuits provide a level of protection; however, that level of protection may not extend throughout the length of the line to the worksite. The use of substation terminal gaps raises the possibility that separate surges could enter the line at opposite ends, each with low enough magnitude to pass the terminal gaps without sparkover. When voltage surges occur simultaneously at each end of a line and travel toward each other, the total voltage on the line at the point where they meet is the arithmetic sum of the two surges. A gap installed within 0.8 km (0.5 mile) of the worksite will protect against such intersecting waves. Engineering studies of a particular line or system may indicate that employers can adequately protect employees by installing gaps at even more distant locations. In any event, unless using the default values for  $T$  from Table R-9, the employer must determine  $T$  at the worksite.

*3. Worksite.* If the employer installs protective gaps at the worksite, the gap setting establishes the worksite impulse insulation strength. Lightning strikes as far as 6 miles from the worksite can cause a voltage surge greater than the gap withstand voltage, and a gap sparkover can occur. In addition, the gap can sparkover from overvoltages on the line that exceed the withstand voltage of the gap. Consequently, the employer must protect employees from hazards resulting from any sparkover that could occur.



*F. Disabling automatic reclosing.* There are two reasons to disable the automatic-reclosing feature of circuit-interrupting devices while employees are performing live-line work:

- To prevent reenergization of a circuit faulted during the work, which could create a hazard or result in more serious injuries or damage than the injuries or damage produced by the original fault;
- To prevent any transient overvoltage caused by the switching surge that would result if the circuit were reenergized. However, due to system stability considerations, it may not always be feasible to disable the automatic-reclosing feature.

## V. Minimum Approach-Distance Tables

*B. Alternative minimum approach distances.* Employers may use the minimum approach distances in Table 14 through Table 21 provided that the employer follows the notes to those tables.

**Note:** Tables 6 through 13 have been deleted. Employers may use the minimum approach distances in Table 14 through Table 21 provided that the employer follows the notes to those tables.

Table 14 Minimum Approach Distances 72.6 to 121.0 KV

T (p.u.)	Phase-to-ground exposure		Phase-to-phase exposure	
	m	ft	m	ft
1.5 . . . .	0.67	2.2	0.84	2.8
1.6 . . . .	0.69	2.3	0.87	2.9
1.7 . . . .	0.71	2.3	0.90	3.0
1.8 . . . .	0.74	2.4	0.93	3.1
1.9 . . . .	0.76	2.5	0.96	3.1
2.0 . . . .	0.78	2.6	0.99	3.2
2.1 . . . .	0.81	2.7	1.01	3.3
2.2 . . . .	0.83	2.7	1.04	3.4
2.3 . . . .	0.85	2.8	1.07	3.5
2.4 . . . .	0.88	2.9	1.10	3.6

T (p.u.)	Phase-to-ground exposure		Phase-to-phase exposure	
	m	ft	m	ft
2.5 . . . .	0.90	3.0	1.13	3.7
2.6 . . . .	0.92	3.0	1.16	3.8
2.7 . . . .	0.95	3.1	1.19	3.9
2.8 . . . .	0.97	3.2	1.22	4.0
2.9 . . . .	0.99	3.2	1.24	4.1
3.0 . . . .	1.02	3.3	1.27	4.2
3.1 . . . .	1.04	3.4	1.30	4.3
3.2 . . . .	1.06	3.5	1.33	4.4
3.3 . . . .	1.09	3.6	1.36	4.5
3.4 . . . .	1.11	3.6	1.39	4.6
3.5 . . . .	1.13	3.7	1.42	4.7

Table 15 Minimum Approach Distances 121.1 to 145.0 KV

T (p.u.)	Phase-to-ground exposure		Phase-to-phase exposure	
	m	ft	m	ft
1.5 . . . .	0.74	2.4	0.95	3.1
1.6 . . . .	0.76	2.5	0.98	3.2
1.7 . . . .	0.79	2.6	1.02	3.3
1.8 . . . .	0.82	2.7	1.05	3.4
1.9 . . . .	0.85	2.8	1.08	3.5
2.0 . . . .	0.88	2.9	1.12	3.7

T (p.u.)	Phase-to-ground exposure		Phase-to-phase exposure	
	m	ft	m	ft
2.1 . . . .	0.90	3.0	1.15	3.8
2.2 . . . .	0.93	3.1	1.19	3.9
2.3 . . . .	0.96	3.1	1.22	4.0
2.4 . . . .	0.99	3.2	1.26	4.1
2.5 . . . .	1.02	3.3	1.29	4.2
2.6 . . . .	1.04	3.4	1.33	4.4
2.7 . . . .	1.07	3.5	1.36	4.5
2.8 . . . .	1.10	3.6	1.39	4.6
2.9 . . . .	1.13	3.7	1.43	4.7
3.0 . . . .	1.16	3.8	1.46	4.8
3.1 . . . .	1.19	3.9	1.50	4.9
3.2 . . . .	1.21	4.0	1.53	5.0
3.3 . . . .	1.24	4.1	1.57	5.2
3.4 . . . .	1.27	4.2	1.60	5.2
3.5 . . . .	1.30	4.3	1.64	5.4

Table 16 Minimum Approach Distances 145.1 to 169.1 KV

T (p.u.)	Phase-to-ground exposure		Phase-to-phase exposure	
	m	ft	m	ft
1.5 . . . .	0.81	2.7	1.05	3.4
1.6 . . . .	0.84	2.8	1.09	3.6

T (p.u.)	Phase-to-ground exposure		Phase-to-phase exposure	
	m	ft	m	ft
1.7 . . . .	0.87	2.9	1.13	3.7
1.8 . . . .	0.90	3.0	1.17	3.8
1.9 . . . .	0.94	3.1	1.21	4.0
2.0 . . . .	0.97	3.2	1.25	4.1
2.1 . . . .	1.00	3.3	1.29	4.2
2.2 . . . .	1.03	3.4	1.33	4.4
2.3 . . . .	1.07	3.5	1.37	4.5
2.4 . . . .	1.10	3.6	1.41	4.6
2.5 . . . .	1.13	3.7	1.45	4.8
2.6 . . . .	1.17	3.8	1.49	4.9
2.7 . . . .	1.20	3.9	1.53	5.0
2.8 . . . .	1.23	4.0	1.57	5.2
2.9 . . . .	1.26	4.1	1.61	5.3
3.0 . . . .	1.30	4.3	1.65	5.4
3.1 . . . .	1.33	4.4	1.70	5.6
3.2 . . . .	1.36	4.5	1.76	5.8
3.3 . . . .	1.39	4.6	1.82	6.0
3.4 . . . .	1.43	4.7	1.88	6.2
3.5 . . . .	1.46	4.8	1.94	6.4

Table 17 AC Minimum Approach Distances 169.1 to 242.0 KV

T (p.u.)	Phase-to-ground exposure		Phase-to-phase exposure	
	m	ft	m	ft
1.5 . . . .	1.02	3.3	1.37	4.5
1.6 . . . .	1.06	3.5	1.43	4.7
1.7 . . . .	1.11	3.6	1.48	4.9
1.8 . . . .	1.16	3.8	1.54	5.1
1.9 . . . .	1.21	4.0	1.60	5.2
2.0 . . . .	1.25	4.1	1.66	5.4
2.1 . . . .	1.30	4.3	1.73	5.7
2.2 . . . .	1.35	4.4	1.81	5.9
2.3 . . . .	1.39	4.6	1.90	6.2
2.4 . . . .	1.44	4.7	1.99	6.5
2.5 . . . .	1.49	4.9	2.08	6.8
2.6 . . . .	1.53	5.0	2.17	7.1
2.7 . . . .	1.58	5.2	2.26	7.4
2.8 . . . .	1.63	5.3	2.36	7.7
2.9 . . . .	1.67	5.5	2.45	8.0
3.0 . . . .	1.72	5.6	2.55	8.4
3.1 . . . .	1.77	5.8	2.65	8.7
3.2 . . . .	1.81	5.9	2.76	9.1
3.3 . . . .	1.88	6.2	2.86	9.4
3.4 . . . .	1.95	6.4	2.97	9.7

T (p.u.)	Phase-to-ground exposure		Phase-to-phase exposure	
	m	ft	m	ft
3.5 . . . .	2.01	6.6	3.08	10.1

Table 18 AC Minimum Approach Distances 242.1 to 362.0 KV

T (p.u.)	Phase-to-ground exposure		Phase-to-phase exposure	
	m	ft	m	ft
1.5 . . . .	1.37	4.5	1.99	6.5
1.6 . . . .	1.44	4.7	2.13	7.0
1.7 . . . .	1.51	5.0	2.27	7.4
1.8 . . . .	1.58	5.2	2.41	7.9
1.9 . . . .	1.65	5.4	2.56	8.4
2.0 . . . .	1.72	5.6	2.71	8.9
2.1 . . . .	1.79	6.1	2.87	9.4
2.2 . . . .	1.87	6.1	3.03	9.9
2.3 . . . .	1.97	6.5	3.20	10.5
2.4 . . . .	2.08	6.8	3.37	11.1
2.5 . . . .	2.19	7.2	3.55	11.6
2.6 . . . .	2.29	7.5	3.73	12.2
2.7 . . . .	2.41	7.9	3.91	12.8
2.8 . . . .	2.52	8.3	4.10	13.5
2.9 . . . .	2.64	8.7	4.29	14.1
3.0 . . . .	2.76	9.1	4.49	14.7

T (p.u.)	Phase-to-ground exposure		Phase-to-phase exposure	
	m	ft	m	ft
3.1 . . . .	2.88	9.4	4.69	15.4
3.2 . . . .	3.01	9.9	4.90	16.1
3.3 . . . .	3.14	10.3	5.11	16.8
3.4 . . . .	3.27	10.7	5.32	17.5
3.5 . . . .	3.41	11.2	5.52	18.1

Table 19 AC Minimum Approach Distances 362.1 to 420.0 KV

T (p.u.)	Phase-to-ground exposure		Phase-to-phase exposure	
	m	ft	m	ft
1.5 . . . .	1.53	5.0	2.40	7.9
1.6 . . . .	1.62	5.3	2.58	8.5
1.7 . . . .	1.70	5.6	2.75	9.0
1.8 . . . .	1.78	5.8	2.94	9.6
1.9 . . . .	1.88	6.2	3.13	10.3
2.0 . . . .	1.99	6.5	3.33	10.9
2.1 . . . .	2.12	7.0	3.53	11.6
2.2 . . . .	2.24	7.3	3.74	12.3
2.3 . . . .	2.37	7.8	3.95	13.0
2.4 . . . .	2.50	8.2	4.17	13.7
2.5 . . . .	2.64	8.7	4.40	14.4
2.6 . . . .	2.78	9.1	4.63	15.2

T (p.u.)	Phase-to-ground exposure		Phase-to-phase exposure	
	m	ft	m	ft
2.7 . . . .	2.93	9.6	4.87	16.0
2.8 . . . .	3.07	10.1	5.11	16.8
2.9 . . . .	3.23	10.6	5.36	17.6
3.0 . . . .	3.38	11.1	5.59	18.3
3.1 . . . .	3.55	11.6	5.82	19.1
3.2 . . . .	3.72	12.2	6.07	19.9
3.3 . . . .	3.89	12.8	6.31	20.7
3.4 . . . .	4.07	13.4	6.56	21.5
3.5 . . . .	4.25	13.9	6.81	22.3

Table 20 AC Minimum Approach Distances 420.1 to 550.0 KV

T (p.u.)	Phase-to-ground exposure		Phase-to-phase exposure	
	m	ft	m	ft
1.5 . . . .	1.95	6.4	3.46	11.4
1.6 . . . .	2.11	6.9	3.73	12.2
1.7 . . . .	2.28	7.5	4.02	13.2
1.8 . . . .	2.45	8.0	4.31	14.1
1.9 . . . .	2.62	8.6	4.61	15.1
2.0 . . . .	2.81	9.2	4.92	16.1
2.1 . . . .	3.00	9.8	5.25	17.2
2.2 . . . .	3.20	10.5	5.55	18.2



T (p.u.)	Phase-to-ground exposure		Phase-to-phase exposure	
	m	ft	m	ft
2.3 . . . .	3.40	11.2	5.86	19.2
2.4 . . . .	3.62	11.9	6.18	20.3
2.5 . . . .	3.84	12.6	6.50	21.3
2.6 . . . .	4.07	13.4	6.83	22.4
2.7 . . . .	4.31	14.1	7.18	23.6
2.8 . . . .	4.56	15.0	7.52	24.7
2.9 . . . .	4.81	15.8	7.88	25.9
3.0 . . . .	5.07	16.6	8.24	27.0

Table 21 AC Minimum Approach Distances 550.1 to 800.0 KV

T (p.u.)	Phase-to-ground exposure		Phase-to-phase exposure	
	m	ft	m	Ft
1.5 . . . .	3.16	10.4	5.97	19.6
1.6 . . . .	3.46	11.4	6.43	21.1
1.7 . . . .	3.78	12.4	6.92	22.7
1.8 . . . .	4.12	13.5	7.42	24.3
1.9 . . . .	4.47	14.7	7.93	26.0
2.0 . . . .	4.83	15.8	8.47	27.8
2.1 . . . .	5.21	17.1	9.02	29.6
2.2 . . . .	5.61	18.4	9.58	31.4
2.3 . . . .	6.02	19.8	10.16	33.3

T (p.u.)	Phase-to-ground exposure		Phase-to-phase exposure	
	m	ft	m	Ft
2.4 . . . .	6.44	21.1	10.76	35.3
2.5 . . . .	6.88	22.6	11.38	37.3

**Notes to Table 14 through Table 21:**

1. The employer must determine the maximum anticipated per-unit transient overvoltage, phase-to-ground, through an engineering analysis, as required by § 1910.269(l)(3)(ii), or assume a maximum anticipated per-unit transient overvoltage, phase-to-ground, in accordance with Table R-9.
2. For phase-to-phase exposures, the employer must demonstrate that no insulated tool spans the gap and that no large conductive object is in the gap.

The worksite must be at an elevation of 900 meters (3,000) feet or less above sea level.

<sup>1</sup>Federal, state, and local regulatory bodies and electric utilities set reliability requirements that limit the number and duration of system outages.

<sup>2</sup>Sparkover is a disruptive electric discharge in which an electric arc forms and electric current passes through air.

<sup>3</sup>The withstand voltage is the voltage at which sparkover is not likely to occur across a specified distance. It is the voltage taken at the 3s point below the sparkover voltage, assuming that the sparkover curve follows a normal distribution.

<sup>4</sup>Test data demonstrates that the saturation factor is greater than 0 at peak voltages of about 630 kilovolts. Systems operating at 345 kilovolts (or maximum system voltages of 362 kilovolts) can have peak maximum transient overvoltages exceeding 630 kilovolts. Table R-3 sets equations for calculating a based on peak voltage.

<sup>5</sup>For voltages of 50 to 300 volts, Table R-3 specifies a minimum approach distance of “avoid contact.” The minimum approach distance for this voltage range contains neither an electrical component nor an ergonomic component.

<sup>6</sup>For the purposes of estimating arc length, § 1910.269 generally assumes a more conservative dielectric strength of 10 kilovolts per 25.4 millimeters, consistent with assumptions made in consensus standards such as the National Electrical Safety Code (IEEE C2-2012). The more conservative value accounts for variables such as electrode shape, wave shape, and a certain amount of overvoltage.

<sup>7</sup>The detailed design of a circuit interrupter, such as the design of the contacts, resistor insertion, and breaker timing control, are beyond the scope of this appendix. The design of the system generally accounts for these features. This appendix only discusses features that can limit the maximum switching transient overvoltage on a system.

<sup>8</sup>Surge arrester application is beyond the scope of this appendix. However, if the employer installs the arrester near the worksite, the application would be similar to the protective gaps discussed in paragraph IV.D of this appendix.

<sup>9</sup>The employer should check the withstand voltage to ensure that it results in a probability of gap flashover that is acceptable from a system outage perspective. (In other words, a gap sparkover will produce a system outage. The employer should determine whether such an outage will impact overall system performance to an acceptable degree.) In general, the withstand voltage should be at least 1.25 times the maximum crest operating voltage.

<sup>10</sup>The manufacturer of the gap provides, based on test data, the critical sparkover voltage for each gap spacing (for example, a critical sparkover voltage of 665 kilovolts for a gap spacing of 1.2 meters). The withstand voltage for the gap is equal to 85 percent of its critical sparkover voltage.

<sup>11</sup>Switch steps 1 and 2 if the length of the protective gap is known.

<sup>12</sup>IEEE Std 516-2009 states that most employers add 0.2 to the calculated value of T as an additional safety factor.

<sup>13</sup>To eliminate sparkovers due to minor system disturbances, the employer should use a withstand voltage no lower than 1.25 p.u. Note that this is a practical, or operational, consideration only. It may be feasible for the employer to use lower values of withstand voltage.

## ***WAC 296-45-903 Appendix B--Protection from step and touch potentials—Nonmandatory.***

### Protection from Hazardous Differences in Electric Potential

#### **I Introduction**

1. Current passing through an impedance impresses voltage across that impedance. Even conductors have some, albeit low, value of impedance. Therefore, if a “grounded”<sup>1</sup> object, such as a crane or deenergized and grounded power line, results in a ground fault on a power line, voltage is impressed on that grounded object. The voltage impressed on the grounded object depends largely on the voltage on the line, on the impedance of the faulted conductor, and on the impedance to “true,” or “absolute,” ground represented by the object. If the impedance of the object causing the fault is relatively large, the voltage impressed on the object is essentially the phase-to-ground system voltage. However, even faults to grounded power lines or to well-grounded transmission towers or substation structures (which have relatively low values of impedance to ground) can result in hazardous voltages<sup>2</sup>.

2 In all cases, the degree of the hazard depends on the magnitude of the current through the employee and the time of exposure. This document discusses methods of protecting workers against the possibility that grounded objects, such as cranes and other mechanical equipment, will contact energized power lines and that deenergized and grounded power lines will become accidentally energized.

#### **II. Voltage-gradient distribution**

A. *Voltage-gradient distribution curve.*

Absolute, or true, ground serves as a reference and always has a voltage of 0 volts above ground potential. Because there is an impedance between a grounding electrode and absolute ground, there will be a voltage difference between the grounding electrode and absolute ground underground-fault conditions. Voltage dissipates from the grounding electrode (or from the grounding point) and creates a ground potential gradient. The voltage decreases rapidly with increasing distance from the grounding electrode. A voltage drop associated with this dissipation of voltage is a ground potential. Figure A is a typical voltage-gradient distribution curve (assuming a uniform soil texture).

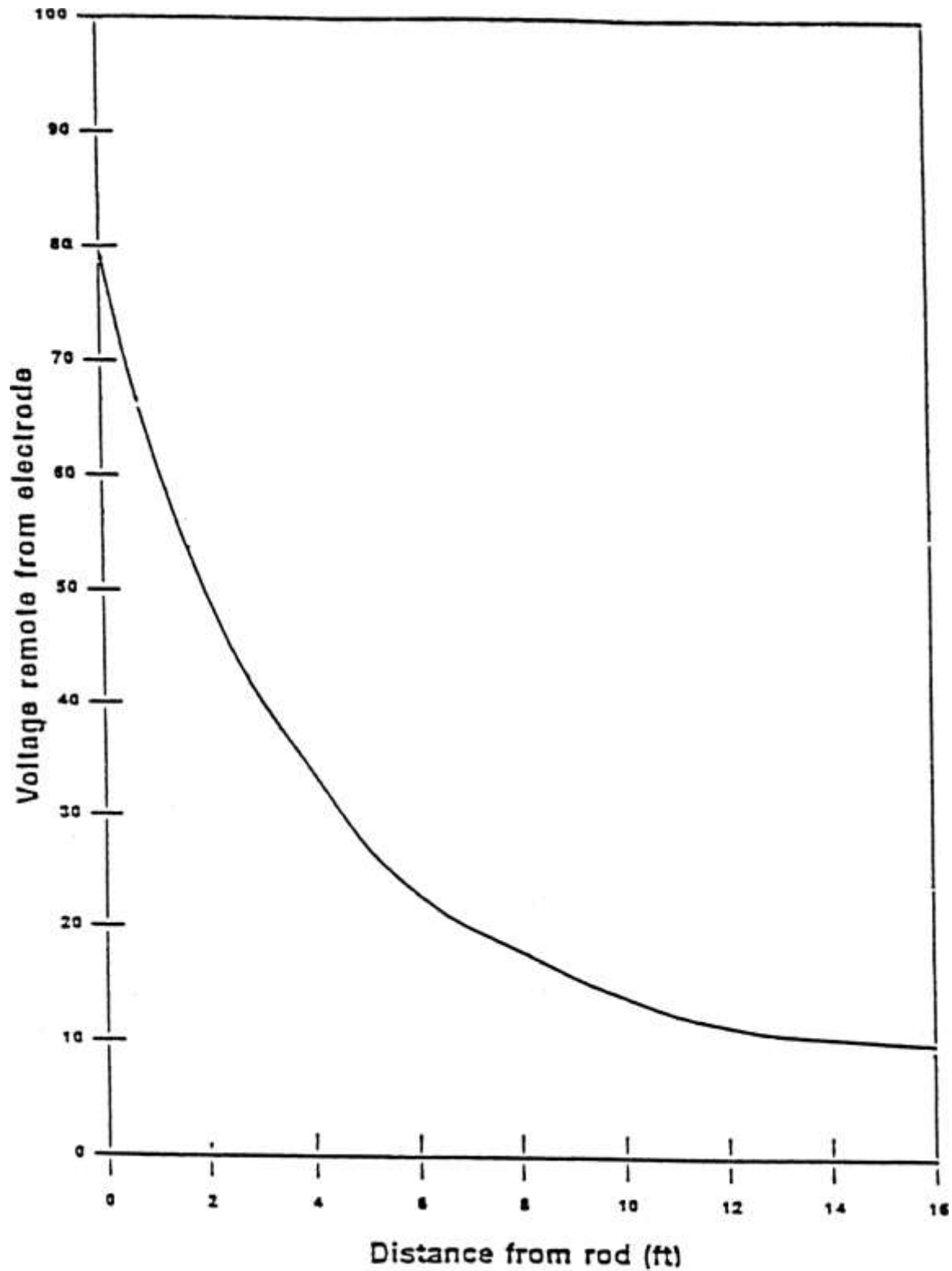


Figure A - Typical Voltage-Gradient Distribution Curve

B. *Step and touch potentials.* Figure A also shows that workers are at risk from step and touch potentials. Step potential is the voltage between the feet of a person standing near an energized grounded object (the electrode). In Figure A, the step potential is equal to the difference in voltage between two points at different distances from the electrode (where the points represent the location of each foot in relation to the electrode). A person could be at risk of injury during a fault simply by standing near the object.

Touch potential is the voltage between the energized grounded object (again, the electrode) and the feet of a person in contact with the object. In Figure A, the touch potential is equal to the difference in voltage between the electrode (which is at a distance of 0 meters) and a point some distance away from the electrode (where the point represents the location of the feet of the person in contact with the object). The touch potential could be nearly the full voltage across the grounded object if that object is grounded at a point remote from the place where the person is in contact with it. For example, a crane grounded to the system neutral and that contacts an energized line would expose any person in contact with the crane or its uninsulated load line to a touch potential nearly equal to the full fault voltage. Figure B illustrates step and touch potentials.

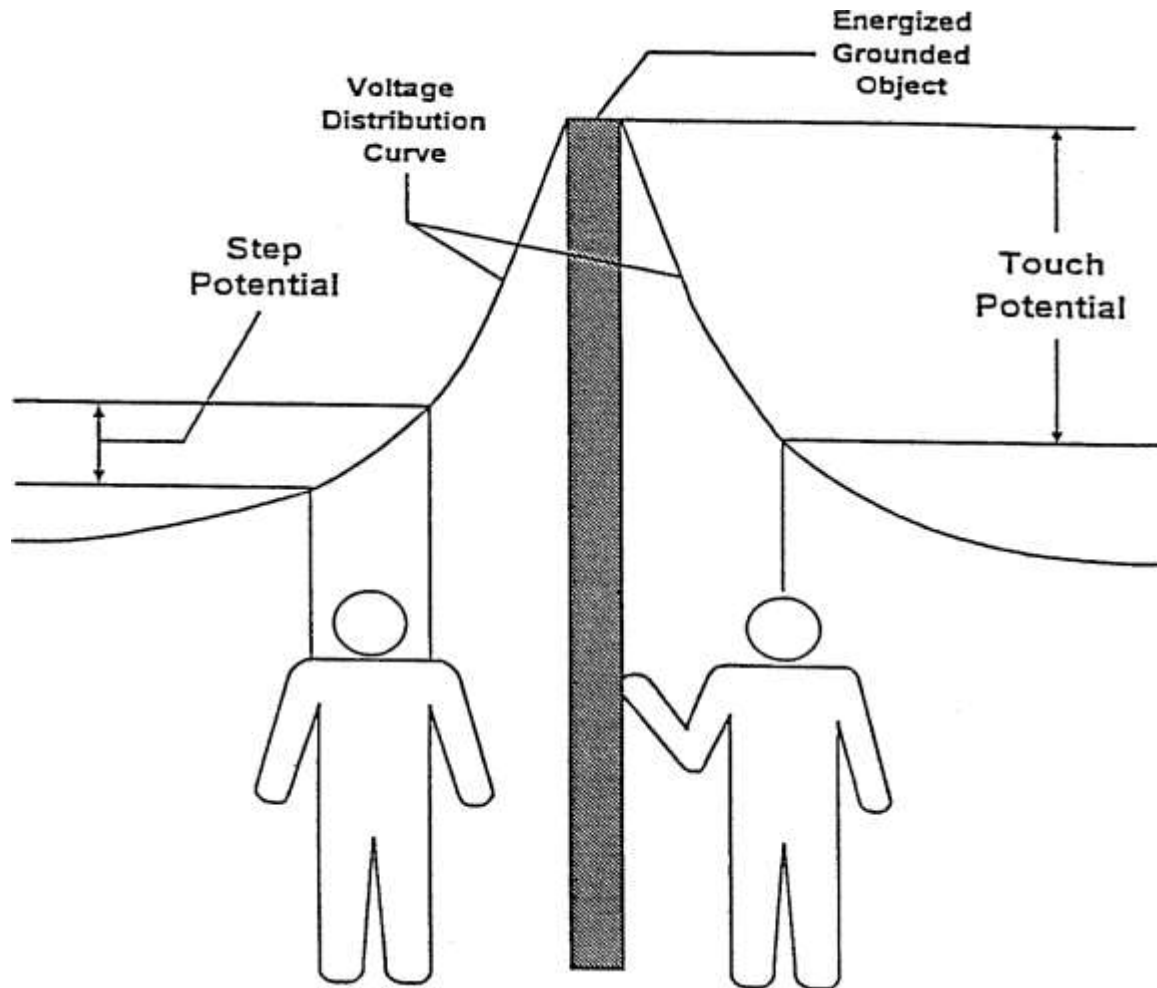


Figure B – Step and Touch Potentials

### III. Protecting Workers From Hazardous Differences in Electrical Potential

A. *Definitions.* The following definitions apply to Section III of this document:

**Bond.** The electrical interconnection of conductive parts designed to maintain a common electric potential.

**Bonding cable (bonding jumper).** A cable connected to two conductive parts to bond the parts together.

**Cluster bar.** A terminal temporarily attached to a structure that provides a means for the attachment and bonding of grounding and bonding cables to the structure.

**Ground.** A conducting connection between an electric circuit or equipment and the earth, or to some conducting body that serves in place of the earth.

**Grounding cable (grounding jumper).** A cable connected between a deenergized part and ground. Note that grounding cables carry fault current and bonding cables generally do not. A cable that bonds two conductive parts but carries substantial fault current (for example, a jumper connected between one phase and a grounded phase) is a grounding cable.

**Ground mat (grounding grid).** A temporarily or permanently installed metallic mat or grating that establishes an equipotential surface and provides connection points for attaching grounds.

B. *Analyzing the hazard.* The employer can use an engineering analysis of the power system under fault conditions to determine whether hazardous step and touch voltages will develop. The analysis should determine the voltage on all conductive objects in the work area and the amount of time the voltage will be present. Based on the analysis, the employer can select appropriate measures and protective equipment, including the measures and protective equipment outlined in Section III of this document, to protect each employee from hazardous differences in electric potential. For example, from the analysis, the employer will know the voltage remaining on conductive objects after employees install bonding and grounding equipment and will be able to select insulating equipment with an appropriate rating, as described in paragraph III.C.2 of this document.

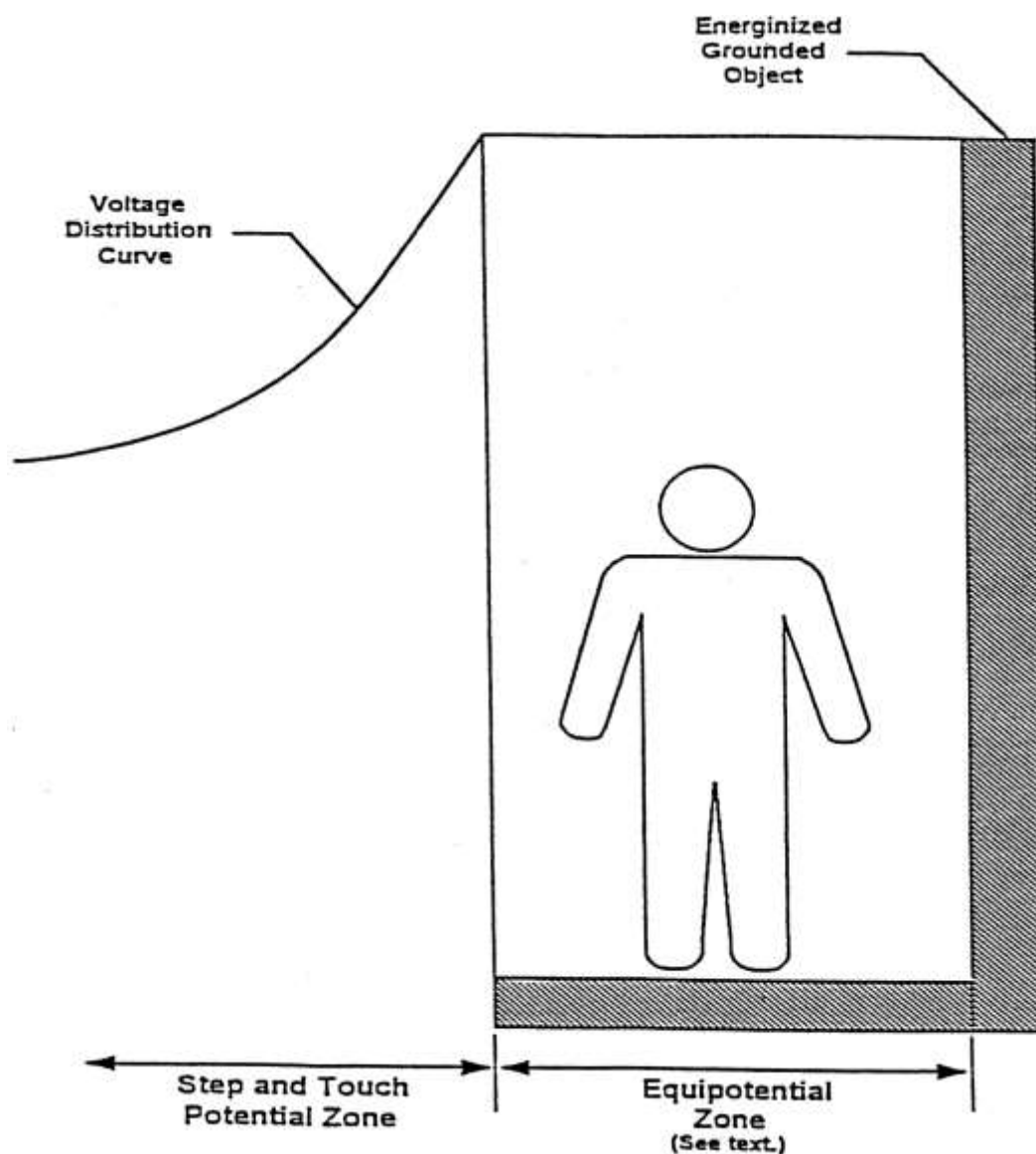
C. *Protecting workers on the ground.* The employer may use several methods, including equipotential zones, insulating equipment, and restricted work areas, to protect employees on the ground from hazardous differences in electrical potential.

1. An equipotential zone will protect workers within it from hazardous step and touch potentials. (See Figure C.) Equipotential zones will not, however, protect employees located either wholly or partially outside the protected area. The employer can establish an equipotential zone for workers on the ground, with respect to a grounded object, through the use of a metal mat connected to the grounded object. The employer can use a grounding grid to equalize the voltage within the grid or bond conductive objects in the immediate work area to minimize the potential between the objects and between each object and ground. (Bonding an object outside the work area can increase the touch potential to that object, however.) Section III.D of this document discusses equipotential zones for employees working on deenergized and grounded power lines.

2. Insulating equipment, such as rubber gloves, can protect employees handling grounded equipment and conductors from hazardous touch potentials. The insulating equipment must be rated for the highest

voltage that can be impressed on the grounded objects under fault conditions (rather than for the full system voltage).

3. Restricting employees from areas where hazardous step or touch potentials could arise can protect employees not directly involved in performing the operation. The employer must ensure that employees on the ground in the vicinity of transmission structures are at a distance where step voltages would be insufficient to cause injury. Employees must not handle grounded conductors or equipment likely to become energized to hazardous voltages unless the employees are within an equipotential zone or protected by insulating equipment.



**Figure C - Protection from Ground Potential Gradients**

*D. Protecting employees working on deenergized and grounded power lines.* This Section III.D of this document establishes guidelines to help employers comply with requirements in WAC 296-45-345 for



using protective grounding to protect employees working on deenergized power lines. WAC 296-45-345 applies to grounding of transmission and distribution lines and equipment for the purpose of protecting workers. WAC 296-45-345(3) requires temporary protective grounds to be placed at such locations and arranged in such a manner that the employer can demonstrate will prevent exposure of each employee to hazardous differences in electric potential<sup>3</sup>. Sections III.D.1 and III.D.2 of this document provide guidelines that employers can use in making the demonstration required by WAC 296-45-345(3). Section III.D.1 of this document provides guidelines on how the employer can determine whether particular grounding practices expose employees to hazardous differences in electric potential. Section III.D.2 of this document describes grounding methods that the employer can use in lieu of an engineering analysis to make the demonstration required by WAC 296-45-345(3). The department will consider employers that comply with the criteria in this document as meeting WAC 296-45-345(3).

Finally, Section III.D.3 of this document discusses other safety considerations that will help the employer comply with other requirements in WAC 296-45-345. Following these guidelines will protect workers from hazards that can occur when a deenergized and grounded line becomes energized.

*1. Determining safe body current limits.* This Section III.D.1 of this document provides guidelines on how an employer can determine whether any differences in electric potential to which workers could be exposed are hazardous as part of the demonstration required by WAC 296-45-345(3).

Institute of Electrical and Electronic Engineers (IEEE) Standard 1048-2003, IEEE Guide for Protective Grounding of Power Lines, provides the following equation for determining the threshold of ventricular fibrillation when the duration of the electric shock is limited:

$$I = \frac{116}{\sqrt{t}},$$

Where  $I$  is the current through the worker's body, and  $t$  is the duration of the current in seconds. This equation represents the ventricular fibrillation threshold for 95.5 percent of the adult population with a mass of 50 kilograms (110 pounds) or more. The equation is valid for current durations between 0.0083 to 3.0 seconds.

To use this equation to set safe voltage limits in an equipotential zone around the worker, the employer will need to assume a value for the resistance of the worker's body. IEEE Std 1048-2003 states that "total body resistance is usually taken as 1000  $\Omega$  for determining . . . body current limits." However, employers should be aware that the impedance of a worker's body can be substantially less than that value. For instance, IEEE Std 1048-2003 reports a minimum hand-to-hand resistance of 610 ohms and an internal body resistance of 500 ohms. The internal resistance of the body better represents the minimum resistance of a worker's body when the skin resistance drops near zero, which occurs, for example, when there are breaks in the worker's skin, for instance, from cuts or from blisters formed as a result of the current from an electric shock, or when the worker is wet at the points of contact.

Employers may use the IEEE Std 1048-2003 equation to determine safe body current limits only if the employer protects workers from hazards associated with involuntary muscle reactions from electric shock

(for example, the hazard to a worker from falling as a result of an electric shock). Moreover, the equation applies only when the duration of the electric shock is limited. If the precautions the employer takes, including those required by applicable standards, do not adequately protect employees from hazards associated with involuntary reactions from electric shock, a hazard exists if the induced voltage is sufficient to pass a current of 1 milliampere through a 500-ohm resistor. (The 500-ohm resistor represents the resistance of an employee. The 1-milliampere current is the threshold of perception.) Finally, if the employer protects employees from injury due to involuntary reactions from electric shock, but the duration of the electric shock is unlimited (that is, when the fault current at the work location will be insufficient to trip the devices protecting the circuit), a hazard exists if the resultant current would be more than 6 milliamperes (the recognized let-go threshold for workers<sup>4</sup>).

*2. Acceptable methods of grounding for employers that do not perform an engineering determination.*

The grounding methods presented in this section of this document ensure that differences in electric potential are as low as possible and, therefore, meet WAC 296-45-345(3) without an engineering determination of the potential differences. These methods follow two principles: (i) The grounding method must ensure that the circuit opens in the fastest available clearing time, and (ii) the grounding method must ensure that the potential differences between conductive objects in the employee's work area are as low as possible.

WAC 296-45-345(3) does not require grounding methods to meet the criteria embodied in these principles. Instead, the paragraph requires that protective grounds be “placed at such locations and arranged in such a manner that the employer can demonstrate will prevent exposure of each employee to hazardous differences in electric potential.” However, when the employer's grounding practices do not follow these two principles, the employer will need to perform an engineering analysis to make the demonstration required by WAC 296-45-345(3).

*i. Ensuring that the circuit opens in the fastest available clearing time.* Generally, the higher the fault current, the shorter the clearing times for the same type of fault. Therefore, to ensure the fastest available clearing time, the grounding method must maximize the fault current with a low impedance connection to ground. The employer accomplishes this objective by grounding the circuit conductors to the best ground available at the worksite. Thus, the employer must ground to a grounded system neutral conductor, if one is present. A grounded system neutral has a direct connection to the system ground at the source, resulting in an extremely low impedance to ground. In a substation, the employer may instead ground to the substation grid, which also has an extremely low impedance to the system ground and, typically, is connected to a grounded system neutral when one is present. Remote system grounds, such as pole and tower grounds, have a higher impedance to the system ground than grounded system neutrals and substation grounding grids; however, the employer may use a remote ground when lower impedance grounds are not available. In the absence of a grounded system neutral, substation grid, and remote ground, the employer may use a temporary driven ground at the worksite.

In addition, if employees are working on a three-phase system, the grounding method must short circuit all three phases. Short circuiting all phases will ensure faster clearing and lower the current through the grounding cable connecting the deenergized line to ground, thereby lowering the voltage across that cable. The short circuit need not be at the worksite; however, the employer must treat any conductor that is not grounded at the worksite as energized because the ungrounded conductors will be energized at fault voltage during a fault.

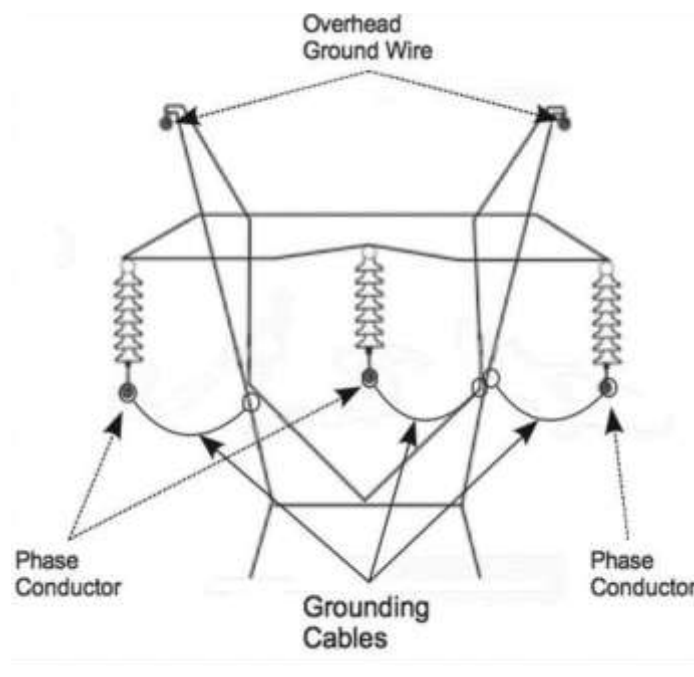
*ii. Ensuring that the potential differences between conductive objects in the employee's work area are as low as possible.* To achieve as low a voltage as possible across any two conductive objects in the work

area, the employer must bond all conductive objects in the work area. This section of this document discusses how to create a zone that minimizes differences in electric potential between conductive objects in the work area.

The employer must use bonding cables to bond conductive objects, except for metallic objects bonded through metal-to-metal contact. The employer must ensure that metal-to-metal contacts are tight and free of contamination, such as oxidation, that can increase the impedance across the connection. For example, a bolted connection between metal lattice tower members is acceptable if the connection is tight and free of corrosion and other contamination. Figure D shows how to create an equipotential zone for metal lattice towers.

Wood poles are conductive objects. The poles can absorb moisture and conduct electricity, particularly at distribution and transmission voltages. Consequently, the employer must either:

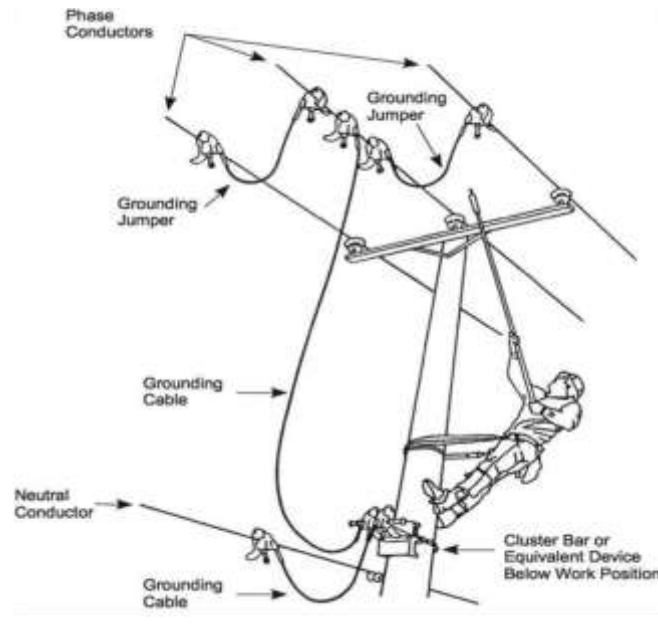
- (1) Provide a conductive platform, bonded to a grounding cable, on which the worker stands or
- (2) Use cluster bars to bond wood poles to the grounding cable. The employer must ensure that employees install the cluster bar below, and close to, the worker's feet. The inner portion of the wood pole is more conductive than the outer shell, so it is important that the cluster bar be in conductive contact with a metal spike or nail that penetrates the wood to a depth greater than or equal to the depth the worker's climbing gaffs will penetrate the wood. For example, the employer could mount the cluster bar on a bare pole ground wire fastened to the pole with nails or staples that penetrate to the required depth. Alternatively, the employer may temporarily nail a conductive strap to the pole and connect the strap to the cluster bar. Figure E shows how to create an equipotential zone for wood poles.



**Notes:**

1. Employers must ground overhead grounding wires that are within reach of the employee.
2. The grounding cable must be as short as practicable; therefore, the attachment points between the ground cable and the tower may be different from that shown in the figure.

**Figure D - Equipotential Zone for Metal Lattice Tower**



**Figure E - Equipotential Grounding for Wood Poles**

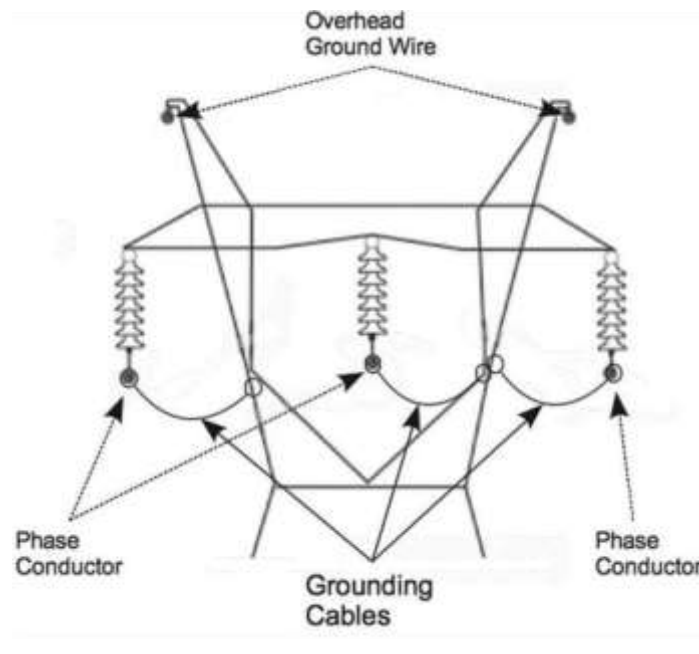


Figure reprinted with permission from Hubbell Power Systems, Inc. (Hubbell)  
 OSHA revised the figure from Hubbell's original

For underground systems, employers commonly install grounds at the points of disconnection of the underground cables. These grounding points are typically remote from the manhole or underground vault where employees will be working on the cable. Workers in contact with a cable grounded at a remote location can experience hazardous potential differences if the cable becomes energized or if a fault occurs on a different, but nearby, energized cable. The fault current causes potential gradients in the earth, and a potential difference will exist between the earth where the worker is standing and the earth where the cable is grounded. Consequently, to create an equipotential zone for the worker, the employer must provide a means of connecting the deenergized cable to ground at the worksite by having the worker stand on a conductive mat bonded to the deenergized cable. If the cable is cut, the employer must install a bond across the opening in the cable or install one bond on each side of the opening to ensure that the separate cable ends are at the same potential. The employer must protect the worker from any hazardous differences in potential any time there is no bond between the mat and the cable (for example, before the worker installs the bonds).

3. *Other safety-related considerations.* To ensure that the grounding system is safe and effective, the employer should also consider the following factors:<sup>5</sup>

i. *Maintenance of grounding equipment.* It is essential that the employer properly maintain grounding equipment. Corrosion in the connections between grounding cables and clamps and on the clamp surface can increase the resistance of the cable, thereby increasing potential differences. In addition, the surface to which a clamp attaches, such as a conductor or tower member, must be clean and free of corrosion and oxidation to ensure a low-resistance connection. Cables must be free of damage that could reduce their current-carrying capacity so that they can carry the full fault current without failure. Each clamp must have a tight connection to the cable to ensure a low resistance and to ensure that the clamp does not separate from the cable during a fault.

ii. *Grounding cable length and movement.* The electromagnetic forces on grounding cables during a fault increase with increasing cable length. These forces can cause the cable to move violently during a fault and can be high enough to damage the cable or clamps and cause the cable to fail. In addition, flying cables can injure workers. Consequently, cable lengths should be as short as possible, and grounding cables that might carry high fault current should be in positions where the cables will not injure workers during a fault.

**Notes:**

<sup>1</sup>This document generally uses the term “grounded” only with respect to grounding that the employer intentionally installs, for example the grounding an employer installs on a deenergized conductor. However, in this case, the term “grounded” means connected to earth, regardless of whether or not that connection is intentional.

<sup>2</sup>Thus, grounding systems for transmission towers and substation structures should be designed to minimize the step and touch potentials involved.

<sup>3</sup>The protective grounding required by WAC 296-45-345 limits to safe values the potential differences between accessible objects in each employee's work environment. Ideally, a protective grounding system would create a true equipotential zone in which every point is at the same electric potential. In practice, current passing through the grounding and bonding elements creates potential differences. If these potential differences are hazardous, the employer may not treat the zone as an equipotential zone.

<sup>4</sup>Electric current passing through the body has varying effects depending on the amount of the current. At the let-go threshold, the current overrides a person's control over his or her muscles. At that level, an employee grasping an object will not be able to let go of the object. The let-go threshold varies from person to person; however, the recognized value for workers is 6 milliamperes.

<sup>5</sup>This document only discusses factors that relate to ensuring an equipotential zone for employees. The employer must consider other factors in selecting a grounding system that is capable of conducting the maximum fault current that could flow at the point of grounding for the time necessary to clear the fault, as required by WAC 296-45-345(4)(a). IEEE Std 1048-2003 contains guidelines for selecting and installing grounding equipment that will meet WAC 296-45-345(4)(a).

---

## ***WAC 296-45-905 Appendix C—Methods of inspecting and testing wood poles—Nonmandatory.***

### **I. Introduction**

When employees are to perform work on a wood pole, it is important to determine the condition of the pole before employees climb it. The weight of the employee, the weight of equipment to be installed, and other working stresses (such as the removal or retensioning of conductors) can lead to the failure of a defective pole or a pole that is not designed to handle the additional stresses.<sup>(1)</sup> For these reasons, it is essential that, before an employee climbs a wood pole, the employer ascertains that the pole is capable of sustaining the stresses of the work. The determination that the pole is capable of sustaining these stresses includes an inspection of the condition of the pole.

Footnote (1)

If the employer finds the pole to be unsafe to climb or to work from, the employer must secure the pole so that it does not fail while an employee is on it.

The employer can secure the pole by a line truck boom, by ropes or guys, or by lashing a new pole alongside it. If a new one is lashed alongside the defective pole, employees should work from the new one.

### **II. Inspection of wood poles**

A qualified electrical employee should inspect wood poles for the following conditions:<sup>(2)</sup>

Footnote (2)

The presence of any of these conditions is an indication that the pole may not be safe to climb or to work from. The employee performing the inspection must be qualified to make a determination as to whether or not it is safe to perform the work without taking additional precautions.

#### **A. General condition.**

Buckling at the ground line or an unusual angle with respect to the ground may indicate that the pole has rotted or is broken.

#### **B. Cracks.**

Horizontal cracks perpendicular to the grain of the wood may weaken the pole. Vertical cracks, although not normally considered to be a sign of a defective pole, can pose a hazard to the climber, and the employee should keep his or her gaffs away from them while climbing.

#### **C. Holes.**

Hollow spots and woodpecker holes can reduce the strength of a wood pole.

D. Shell rot and decay.

Rotting and decay are cutout hazards and are possible indications of the age and internal condition of the pole.

E. Knots.

One large knot or several smaller ones at the same height on the pole may be evidence of a weak point on the pole.

F. Depth of setting.

Evidence of the existence of a former ground line substantially above the existing ground level may be an indication that the pole is no longer buried to a sufficient extent.

G. Soil conditions.

Soft, wet, or loose soil around the base of the pole may indicate that the pole will not support any change in stress .

H. Burn marks.

Burning from transformer failures or conductor faults could damage the pole so that it cannot withstand changes in mechanical stress.

### **III. Testing of wood poles**

The following tests are recognized as acceptable methods of testing wood poles:

A. Hammer test.

Rap the pole sharply with a hammer weighing about 3 pounds (1.4 kg), starting near the ground line and continuing upwards circumferentially around the pole to a height of approximately 6 feet (1.8 meters). The hammer will produce a clear sound and rebound sharply when striking sound wood. Decay pockets will be indicated by a dull sound or a less pronounced hammer rebound. Also, prod the pole as near the ground line as possible using a pole prod or a screwdriver with a blade at least 5 inches (127 millimeters) long. If substantial decay is present, the pole is unsafe.

B. Rocking test.

Apply a horizontal force to the pole and attempt to rock it back and forth in a direction perpendicular to the line. Exercise caution to avoid causing power lines to swing together. Apply the force to the pole either by pushing with a pike pole or pulling the pole with a rope. If the pole cracks during the test, it is unsafe.



---

## ***WAC 296-45-906 Appendix D--Protection from flames and electric arcs--Nonmandatory.***

### **I. Introduction**

WAC 296-45-325(13) addresses protecting employees from flames and electric arcs. This section requires employers to: (1) Assess the workplace for flame and electric-arc hazards (WAC 296-45-325 (13)(a)); (2) estimate the available heat energy from electric arcs to which employees would be exposed (WAC 296-45-325 (13)(b)); (3) ensure that employees wear clothing that will not melt, or ignite and continue to burn, when exposed to flames or the estimated heat energy (WAC 296-45-325 (13)(c)); and (4) ensure that employees wear flame-resistant clothing<sup>1</sup> and protective clothing and other protective equipment that has an arc rating greater than or equal to the available heat energy under certain conditions (WAC 296-45-325 (13)(d) and (e)). This appendix contains information to help employers estimate available heat energy as required by WAC 296-45-325 (13)(b), select protective clothing and other protective equipment with an arc rating suitable for the available heat energy as required by WAC 296-45-325 (13)(e), and ensure that employees do not wear flammable clothing that could lead to burn injury as addressed by WAC 296-45-325 (13)(c) and (d).

### **II. Assessing the Workplace for Flame and Electric-Arc Hazards**

WAC 296-45-325 (13)(a) requires the employer to assess the workplace to identify employees exposed to hazards from flames or from electric arcs. This provision ensures that the employer evaluates employee exposure to flames and electric arcs so that employees who face such exposures receive the required protection. The employer must conduct an assessment for each employee who performs work on or near exposed, energized parts of electric circuits.

#### *A. Assessment Guidelines.*

Sources electric arcs. Consider possible sources of electric arcs, including:

- Energized circuit parts not guarded or insulated;
- Switching devices that produce electric arcs in normal operation;
- Sliding parts that could fault during operation (for example, rack-mounted circuit breakers); and
- Energized electric equipment that could fail (for example, electric equipment with damaged insulation or with evidence of arcing or overheating).

*Exposure to flames.* Identify employees exposed to hazards from flames. Factors to consider include:

- The proximity of employees to open flames; and
- For flammable material in the work area, whether there is a reasonable likelihood that an electric arc or an open flame can ignite the material.

*Probability that an electric arc will occur.* Identify employees exposed to electric-arc hazards. The department will consider an employee exposed to electric-arc hazards if there is a reasonable likelihood

that an electric arc will occur in the employee's work area, in other words, if the probability of such an event is higher than it is for the normal operation of enclosed equipment. Factors to consider include:

- For energized circuit parts not guarded or insulated, whether conductive objects can come too close to or fall onto the energized parts;
- For exposed, energized circuit parts, whether the employee is closer to the part than the minimum approach distance established by the employer (as permitted by WAC 296-45-325(4));
- Whether the operation of electric equipment with sliding parts that could fault during operation is part of the normal operation of the equipment or occurs during servicing or maintenance; and
- For energized electric equipment, whether there is evidence of impending failure, such as evidence of arcing or overheating.

*B. Examples.*

Table 1 provides task-based examples of exposure assessments.

**Table 1 Example Assessments for Various Tasks**

Task		Is employee exposed to flame or electric arc hazard?
Normal operation of enclosed equipment, such as closing or opening a switch.	The employer properly installs and maintains enclosed equipment, and there is no evidence of impending failure.	No.
	There is evidence of arcing or overheating	Yes.
	Parts of the equipment are loose or sticking, or the equipment otherwise exhibits signs of lack of maintenance.	Yes.
Servicing electric equipment, such as racking in a circuit breaker or replacing a switch . . . .		Yes.
Inspection of electric equipment with exposed energized parts.	The employee is not holding conductive objects and remains outside the minimum approach distance established by the employer.	No.
	The employee is holding a conductive object, such as a flashlight, that could fall or otherwise contact energized parts (irrespective of whether the employee maintains the minimum approach distance).	Yes.

Task		Is employee exposed to flame or electric arc hazard?
	The employee is closer than the minimum approach distance established by the employer (for example, when wearing rubber insulating gloves or rubber insulating gloves and sleeves).	Yes.
Using open flames, for example, in wiping cable splice sleeves		Yes.

### III. Protection Against Burn Injury

#### A. Estimating Available Heat Energy.

*Calculation methods.* WAC 296-45-325 (13)(b) provides that, for each employee exposed to an electric-arc hazard, the employer must make a reasonable estimate of the heat energy to which the employee would be exposed if an arc occurs. Table 2 lists various methods of calculating values of available heat energy from an electric circuit. The department does not endorse any of these specific methods. Each method requires the input of various parameters, such as fault current, the expected length of the electric arc, the distance from the arc to the employee, and the clearing time for the fault (that is, the time the circuit protective devices take to open the circuit and clear the fault). The employer can precisely determine some of these parameters, such as the fault current and the clearing time, for a given system. The employer will need to estimate other parameters, such as the length of the arc and the distance between the arc and the employee, because such parameters vary widely.

**Table 2 Methods of Calculating Incident Heat Energy from an Electric Arc**

1. *Standard for Electrical Safety Requirements for Employee Workplaces*, NFPA 70E-2012, Annex D, "Sample Calculation of Flash Protection Boundary."
2. Doughty, T.E., Neal, T.E., and Floyd II, H.L., "Predicting Incident Energy to Better Manage the Electric Arc Hazard on 600 V Power Distribution Systems," *Record of Conference Papers IEEE IAS 45th Annual Petroleum and Chemical Industry Conference*, September 28-30, 1998.
3. *Guide for Performing Arc-Flash Hazard Calculations*, IEEE Std 1584-2002, 1584a-2004 (Amendment 1 to IEEE Std 1584-2002), and 1584b-2011 (Amendment 2: Changes to Clause 4 of IEEE Std 1584-2002).\*
4. ARCPRO, a commercially available software program developed by Kinectrics, Toronto, ON, CA.

\*This appendix refers to IEEE Std 1584-2002 with both amendments as IEEE Std 1584b-2011.

The amount of heat energy calculated by any of the methods is approximately inversely proportional to the square of the distance between the employee and the arc. In other words, if the employee is very close to the arc, the heat energy is very high; but if the employee is just a few more centimeters away, the heat

energy drops substantially. Thus, estimating the distance from the arc to the employee is key to protecting employees.

The employer must select a method of estimating incident heat energy that provides a reasonable estimate of incident heat energy for the exposure involved. Table 3 shows which methods provide reasonable estimates for various exposures.

**Table 3 Selecting a Reasonable Incident-Energy Calculation Method<sup>1</sup>**

Incident-energy calculation method	600 V and Less <sup>2</sup>			601 V to 15 kV <sup>2</sup>			More than 15 kV		
	1Φ	3Φa	3Φb	1Φ	3Φa	3Φb	1Φ	3Φa	3Φb
NFPA 70E-2012 Annex D (Lee equation) . . . .	Y-C	Y	N	Y-C	Y-C	N	N <sup>3</sup>	N <sup>3</sup>	N <sup>3</sup>
Doughty, Neal, and Floyd . . . .	Y-C	Y	Y	N	N	N	N	N	N
IEEE Std 1584b-2011 . . . .	Y	Y	Y	Y	Y	Y	N	N	N
ARCPRO . . . .	Y	N	N	Y	N	N	Y	Y <sup>4</sup>	Y <sup>4</sup>

Key:

1Φ: Single-phase arc in open air.

3Φa: Three-phase arc in open air.

3Φb: Three-phase arc in an enclosure (box).

Y: Acceptable; produces a reasonable estimate of incident heat energy from this type of electric arc.

N: Not acceptable; does not produce a reasonable estimate of incident heat energy from this type of electric arc.

Y-C: Acceptable; produces a reasonable, but conservative, estimate of incident heat energy from this type of electric arc.

**Notes:**

<sup>1</sup>Although the department will consider these methods reasonable for enforcement purposes when employers use the methods in accordance with this table, employers should be aware that the listed methods do not necessarily result in estimates that will provide full protection from internal faults in transformers and similar equipment or from arcs in underground manholes or vaults.

<sup>2</sup>At these voltages, the presumption is that the arc is three-phase unless the employer can demonstrate that only one phase is present or that the spacing of the phases is sufficient to prevent a multiphase arc from occurring.

<sup>3</sup>Although the department will consider this method acceptable for purposes of assessing whether incident energy exceeds 2.0 cal/cm<sup>2</sup>, the results at voltages of more than 15 kilovolts are extremely conservative and unrealistic.

<sup>4</sup>The department will deem the results of this method reasonable when the employer adjusts them using the conversion factors for three-phase arcs in open air or in an enclosure, as indicated in the program's instructions.

*Selecting a reasonable distance from the employee to the arc.* In estimating available heat energy, the employer must make some reasonable assumptions about how far the employee will be from the electric arc. Table 4 lists reasonable distances from the employee to the electric arc. The distances in Table 4 are consistent with national consensus standards, such as the Institute of Electrical and Electronic Engineers' *National Electrical Safety Code*, ANSI/IEEE C2-2017, and *IEEE Guide for Performing Arc-Flash Hazard Calculations*, IEEE Std 1584b-2011. The employer is free to use other reasonable distances, but must consider equipment enclosure size and the working distance to the employee in selecting a distance from the employee to the arc.

The department will consider a distance reasonable when the employer bases it on equipment size and working distance.

**Table 4 Selecting a Reasonable Distance from the Employee to the Electric Arc**

Class of equipment	Single-phase arc mm (inches)	Three-phase arc mm (inches)
Cable . . . .	*NA	455 (18)
Low voltage MCCs and panelboards . . . .	NA	455 (18)
Low-voltage switchgear . . . .	NA	610 (24)
5-kV switchgear . . . .	NA	910 (36)
15-kV switchgear . . . .	NA	910 (36)
Single conductors in air (up to 46 kilovolts), work with rubber insulating gloves . . . .	380 (15)	NA
Single conductors in air, work with live-line tools . . . .	$MAD - (2 \times kV \times 2.54)$	NA

\* NA = not applicable.

† The terms in this equation are:

$MAD$  = The applicable minimum approach distance; and

$kV$  = The system voltage in kilovolts.

Selecting a reasonable arc gap. For a single-phase arc in air, the electric arc will almost always occur when an energized conductor approaches too close to ground. Thus, an employer can determine the arc gap, or arc length, for these exposures by the dielectric strength of air and the voltage on the line. The dielectric strength of air is approximately 10 kilovolts for every 25.4 millimeters (1 inch). For example, at 50 kilovolts, the arc gap would be  $50 \div 10 \times 25.4$  (or  $50 \times 2.54$ ), which equals 127 millimeters (5 inches).

For three-phase arcs in open air and in enclosures, the arc gap will generally be dependent on the spacing between parts energized at different electrical potentials. Documents such as IEEE Std 1584b-2011 provide information on these distances. Employers may select a reasonable arc gap from Table 5, or they may select any other reasonable arc gap based on sparkover distance or on the spacing between (1) live parts at different potentials or (2) live parts and grounded parts (for example, bus or conductor spacings in equipment). In any event, the employer must use an estimate that reasonably resembles the actual exposures faced by the employee.

**Table 5 Selecting a Reasonable Arc Gap**

Class of equipment	Single-phase arc mm (inches)	Three-phase arc mm <sup>1</sup> (inches)
Cable . . . .	NA <sup>2</sup> . . . .	13 (0.5).
Low voltage MCCs and panelboards . . . .	NA . . . .	25 (1.0).
Low-voltage switchgear . . . .	NA . . . .	32 (1.25).
5-kV switchgear . . . .	NA . . . .	104 (4.0).
15-kV switchgear . . . .	NA . . . .	152 (6.0).
Single conductors in air (up to 46 kilovolts), work with rubber insulating gloves . . . .	51 (2.0) . . . .	Phase conductor spacing.
Single conductors in air, work with live-line tools . . . .	<i>Voltage in kV <math>\times</math> 2.54</i>	Phase conductor spacing.
	(Voltage in kV $\times$ 0.1), but no less than 51 mm (2 inches).	

<sup>1</sup>Source: IEEE Std 1584b-2011.

<sup>2</sup>NA = not applicable.

*Making estimates over multiple system areas.* The employer need not estimate the heat-energy exposure for every job task performed by each employee. WAC 296-45-325 (13)(b) permits the employer to make broad estimates that cover multiple system areas provided that: (1) The employer uses reasonable assumptions about the energy-exposure distribution throughout the system, and (2) the estimates represent

the maximum exposure for those areas. For example, the employer can use the maximum fault current and clearing time to cover several system areas at once.

*Incident heat energy for single-phase-to-ground exposures.* Table 6 and Table 7 provide incident heat energy levels for open air, phase-to-ground electric-arc exposures typical for overhead systems.<sup>2</sup> Table 6 presents estimates of available energy for employees using rubber insulating gloves to perform work on overhead systems operating at 4 to 46 kilovolts. The table assumes that the employee will be 380 millimeters (15 inches) from the electric arc, which is a reasonable estimate for rubber insulating glove work. Table 6 also assumes that the arc length equals the sparkover distance for the maximum transient overvoltage of each voltage range.<sup>3</sup> To use the table, an employer would use the voltage, maximum fault current, and maximum clearing time for a system area and, using the appropriate voltage range and fault-current and clearing time values corresponding to the next higher values listed in the table, select the appropriate heat energy (4, 5, 8, or 12 cal/cm<sup>2</sup>) from the table. For example, an employer might have a 12,470-volt power line supplying a system area. The power line can supply a maximum fault current of 8 kiloamperes with a maximum clearing time of 10 cycles. For rubber glove work, this system falls in the 4.0-to-15.0-kilovolt range; the next-higher fault current is 10 kA (the second row in that voltage range); and the clearing time is under 18 cycles (the first column to the right of the fault current column). Thus, the available heat energy for this part of the system will be 4 cal/cm<sup>2</sup> or less (from the column heading), and the employer could select protection with a 5-cal/cm<sup>2</sup> rating to meet WAC 296-45-325 (13)(e). Alternatively, an employer could select a base incident-energy value and ensure that the clearing times for each voltage range and fault current listed in the table do not exceed the corresponding clearing time specified in the table.

For example, an employer that provides employees with arc-flash protective equipment rated at 8 cal/cm<sup>2</sup> can use the table to determine if any system area exceeds 8 cal/cm<sup>2</sup> by checking the clearing time for the highest fault current for each voltage range and ensuring that the clearing times do not exceed the values specified in the 8-cal/cm<sup>2</sup> column in the table.

Table 7 presents similar estimates for employees using live-line tools to perform work on overhead systems operating at voltages of 4 to 800 kilovolts. The table assumes that the arc length will be equal to the sparkover distance<sup>4</sup> and that the employee will be a distance from the arc equal to the minimum approach distance minus twice the sparkover distance.

The employer will need to use other methods for estimating available heat energy in situations not addressed by Table 6 or Table 7. The calculation methods listed in Table 2 and the guidance provided in Table 3 will help employers do this. For example, employers can use IEEE Std 1584b-2011 to estimate the available heat energy (and to select appropriate protective equipment) for many specific conditions, including lowervoltage, phase-to-phase arc, and enclosed arc exposures.

**Table 6 Incident Heat Energy for Various Fault Currents, Clearing Times,  
and Voltages of 4.0 to 46.0 KV: Rubber Insulating Glove Exposures  
Involving Phase to-ground Arcs in Open Air Only \* † ‡**

Voltage range (kV) **	Fault current (kA)	Maximum clearing time (cycles)			
		4 cal/cm <sup>2</sup>	5 cal/cm <sup>2</sup>	8 cal/cm <sup>2</sup>	12 cal/cm <sup>2</sup>
4.0 to 15.0 . . . .	5	46	58	92	138
	10	18	22	36	54
	15	10	12	20	30
	20	6	8	13	19
15.1 to 25.0 . . . .	5	28	34	55	83
	10	11	14	23	24
	15	7	8	13	20
	20	4	5	9	13
25.1 to 36.0 . . . .	5	21	26	42	62
	10	9	11	18	26
	15	5	6	10	16
	20	4	4	7	11
36.1 to 46.0 . . . .	5	16	20	32	48
	10	7	9	14	21
	15	4	5	8	13
	20	3	4	6	9

**Notes:\***



Voltage range (kV) **	Fault current (kA)	Maximum clearing time (cycles)			
		4 cal/cm <sup>2</sup>	5 cal/cm <sup>2</sup>	8 cal/cm <sup>2</sup>	12 cal/cm <sup>2</sup>
4.0 to 15.0	5	197	246	394	591
	10	73	92	147	220
	15	39	49	78	117
	20	24	31	49	73
15.1 to 25.0	5	197	246	394	591
	10	75	94	150	225
	15	41	51	82	122
	20	26	33	52	78
25.1 to 36.0	5	138	172	275	413
	10	53	66	106	159
	15	30	37	59	89
	20	19	24	38	58
36.1 to 46.0	5	129	161	257	386
	10	51	64	102	154
	15	29	36	58	87
	20	19	24	38	57
46.1 to 72.5	20	18	23	36	55
	30	10	13	20	30
	40	6	8	13	19
	50	4	6	9	13
72.6 to 121.0	20	10	12	20	30

Voltage range (kV) **	Fault current (kA)	Maximum clearing time (cycles)			
		4 cal/cm <sup>2</sup>	5 cal/cm <sup>2</sup>	8 cal/cm <sup>2</sup>	12 cal/cm <sup>2</sup>
	30	6	7	11	17
	40	4	5	7	11
	50	3	3	5	8
121.1 to 145.0 . . . .	20	12	15	24	35
	30	7	9	15	22
	40	5	6	10	15
	50	4	5	8	11
145.1 to 169.0 . . . .	20	12	15	24	36
	30	7	9	15	22
	40	5	7	10	16
	50	4	5	8	12
169.1 to 242.0 . . . .	20	13	17	27	40
	30	8	10	17	25
	40	6	7	12	17
	50	4	5	9	13
242.1 to 362.0 . . . .	20	25	32	51	76
	30	16	19	31	47
	40	11	14	22	33
	50	8	10	16	25
362.1 to 420.0 . . . .	20	12	15	25	37
	30	8	10	15	23

Voltage range (kV) **	Fault current (kA)	Maximum clearing time (cycles)			
		4 cal/cm <sup>2</sup>	5 cal/cm <sup>2</sup>	8 cal/cm <sup>2</sup>	12 cal/cm <sup>2</sup>
	40	5	7	11	16
	50	4	5	8	12
420.1 to 550.0 . . . .	20	23	29	47	70
	30	14	18	29	43
	40	10	13	20	30
	50	8	9	15	23
550.1 to 800.0 . . . .	20	25	31	50	75
	30	15	19	31	46
	40	11	13	21	32
	50	8	10	16	24

**Notes:**

\* This table is for open-air, phase-to-ground electric-arc exposures. It is not for phase-to-phase arcs or enclosed arcs (arc in a box).

† The table assumes the arc length to be the sparkover distance for the maximum phase-to-ground voltage of each voltage range. The table also assumes that the employee will be the minimum approach distance minus twice the arc length from the electric arc.

‡ The Occupational Safety and Health Administration calculated the values in this table using the ARCPRO method listed in Table 2.

# For voltages of more than 72.6 kV, employers may use this table only when the minimum approach distance established under WAC 296-45-325(4) is greater than or equal to the following values:

72.6 to 121.0 kV 1.02 m.

121.1 to 145.0 kV 1.16 m.

145.1 to 169.0 kV 1.30 m.

169.1 to 242.0 kV 1.72 m.

242.1 to 362.0 kV 2.76 m.

362.1 to 420.0 kV 2.50 m.

420.1 to 550.0 kV 3.62 m.

550.1 to 800.0 kV 4.83 m.

**B. Selecting Protective Clothing and Other Protective Equipment.**

WAC 296-45-325 (13)(e) requires employers, in certain situations, to select protective clothing and other protective equipment with an arc rating that is greater than or equal to the incident heat energy estimated under WAC 296-45-325 (13)(b). Based on laboratory testing required by ASTM F1506-10a, the expectation is that protective clothing with an arc rating equal to the estimated incident heat energy will be capable of preventing second-degree burn injury to an employee exposed to that incident heat energy from an electric arc. Note that actual electric-arc exposures may be more or less severe than the estimated value because of factors such as arc movement, arc length, arcing from reclosing of the system, secondary fires or explosions, and weather conditions. Additionally, for arc rating based on the fabric's arc thermal performance value<sup>5</sup> (ATPV), a worker exposed to incident energy at the arc rating has a 50-percent chance of just barely receiving a second-degree burn. Therefore, it is possible (although not likely) that an employee will sustain a second-degree (or worse) burn wearing clothing conforming to WAC 296-45-325 (13)(e) under certain circumstances. However, reasonable employer estimates and maintaining appropriate minimum approach distances for employees should limit burns to relatively small burns that just barely extend beyond the epidermis (that is, just barely a second degree burn). Consequently, protective clothing and other protective equipment meeting WAC 296-45-325 (13)(e) will provide an appropriate degree of protection for an employee exposed to electric-arc hazards.

WAC 296-45-325 (13)(e) does not require arc-rated protection for exposures of 2 cal/cm<sup>2</sup> or less. Untreated cotton clothing will reduce a 2-cal/cm<sup>2</sup> exposure below the 1.2- to 1.5-cal/cm<sup>2</sup> level necessary to cause burn injury, and this material should not ignite at such low heat energy levels. Although WAC 296-45-325 (13)(e) does not require clothing to have an arc rating when exposures are 2 cal/cm<sup>2</sup> or less, WAC 296-45-325 (13)(d) requires the outer layer of clothing to be flame resistant under certain conditions, even when the estimated incident heat energy is less than 2 cal/cm<sup>2</sup>, as discussed later in this appendix.

Additionally, it is especially important to ensure that employees do not wear undergarments made from fabrics listed in the note to WAC 296-45-325 (13)(c) even when the outer layer is flame resistant or arc rated. These fabrics can melt or ignite easily when an electric arc occurs. Logos and name tags made from nonflame-resistant material can adversely affect the arc rating or the flame resistant characteristics of arc-rated or flame resistant clothing. Such logos and name tags may violate WAC 296-45-325 (13)(c), (d) and (e).

WAC 296-45-325 (13)(e) requires that arc-rated protection cover the employee's entire body, with limited exceptions for the employee's hands, feet, face, and head. WAC 296-45-325 (13)(e)(i) provides that arc-rated protection is not necessary for the employee's hands under the following conditions:

For any estimated incident heat energy	When the employee is wearing rubber insulating gloves with protectors
If the estimated incident heat energy does not exceed 14 cal/cm <sup>2</sup>	When the employee is wearing heavy-duty leather work gloves with a weight of at least 407 gm/m <sup>2</sup> (12 oz/yd <sup>2</sup> ).

WAC 296-45-325 (13)(e)(ii) provides that arc-rated protection is not necessary for the employee's feet when the employee is wearing heavy-duty work shoes or boots. Finally, WAC 296-45-325 (13)(e)(iii), (iv) and (v) require arc-rated head and face protection as follows:

<b>Exposure</b>	<b>Minimum head and face protection</b>		
	None*	Arc-rated faceshield with a minimum rating of 8 cal/cm <sup>2</sup> *	Arc-rated hood or faceshield with balaclava
Single-phase, open air	2-8 cal/cm <sup>2</sup> . . .	9-12 cal/cm <sup>2</sup> . . . .	13 cal/cm <sup>2</sup> or higher †.
Three-phase . . . .	2-4 cal/cm <sup>2</sup> . . .	5-8 cal/cm <sup>2</sup> . . . .	9 cal/cm <sup>2</sup> or higher ‡.

\* These ranges assume that employees are wearing hardhats meeting the specifications in WAC [296-800-16055](#) or [296-155-205](#), as applicable.

† The arc rating must be a minimum of 4 cal/cm<sup>2</sup> less than the estimated incident energy.

Note that WAC 296-45-325 (13)(e)(v) permits this type of head and face protection, with a minimum arc rating of 4 cal/cm<sup>2</sup> less than the estimated incident energy, at any incident energy level.

‡ Note that WAC 296-45-325 (13)(e) permits this type of head and face protection at any incident energy level.

#### IV. Protection Against Ignition

WAC 296-45-325 (13)(c) prohibits clothing that could melt onto an employee's skin or that could ignite and continue to burn when exposed to flames or to the available heat energy estimated by the employer under WAC 296-45-325 (13)(b). Meltable fabrics, such as acetate, nylon, polyester, and polypropylene, even in blends, must be avoided. When these fibers melt, they can adhere to the skin, thereby transferring heat rapidly, exacerbating burns, and complicating treatment. These outcomes can result even if the meltable fabric is not directly next to the skin. The remainder of this section focuses on the prevention of ignition.

WAC 296-45-325 (13)(e) generally requires protective clothing and other protective equipment with an arc rating greater than or equal to the employer's estimate of available heat energy. As explained earlier in this appendix, untreated cotton is usually acceptable for exposures of 2 cal/cm<sup>2</sup> or less<sup>6</sup>. If the exposure is greater than that, the employee generally must wear flame-resistant clothing with a suitable arc rating in

accordance with WAC 296-45-325 (13)(d) and (e). However, even if an employee is wearing a layer of flame-resistant clothing, there are circumstances under which flammable layers of clothing would be uncovered, and an electric arc could ignite them. For example, clothing ignition is possible if the employee is wearing flammable clothing under the flame-resistant clothing and the underlayer is uncovered because of an opening in the flame-resistant clothing. Thus, for purposes of WAC 296-45-325 (13)(c), it is important for the employer to consider the possibility of clothing ignition even when an employee is wearing flame-resistant clothing with a suitable arc rating.

Under WAC 296-45-325 (13)(c), employees may not wear flammable clothing in conjunction with flame-resistant clothing if the flammable clothing poses an ignition hazard.<sup>7</sup> Although outer flame-resistant layers may not have openings that expose flammable inner layers, when an outer flame-resistant layer would be unable to resist breakdown<sup>8</sup>, the next (inner) layer must be flame-resistant if it could ignite.

Nonflame-resistant clothing can ignite even when the heat energy from an electric arc is insufficient to ignite the clothing. For example, nearby flames can ignite an employee's clothing; and, even in the absence of flames, electric arcs pose ignition hazards beyond the hazard of ignition from incident energy under certain conditions. In addition to requiring flame-resistant clothing when the estimated incident energy exceeds 2.0 cal/cm<sup>2</sup>, WAC 296-45-325 (13)(d) requires flame-resistant clothing when: The employee is exposed to contact with energized circuit parts operating at more than 600 volts (WAC 296-45-325 (13)(d)(i)), an electric arc could ignite flammable material in the work area that, in turn, could ignite the employee's clothing (WAC 296-45-325 (13)(d)(ii)), and molten metal or electric arcs from faulted conductors in the work area could ignite the employee's clothing (WAC 296-45-325 (13)(d)(iii)). For example, grounding conductors can become a source of heat energy if they cannot carry fault current without failure. The employer must consider these possible sources of electric arcs<sup>9</sup> in determining whether the employee's clothing could ignite under WAC 296-45-325 (13)(d)(iii).

Flame-resistant clothing includes clothing that is inherently flame resistant and clothing chemically treated with a flame retardant. (See ASTM F1506-10a, Standard Performance Specification for Flame Resistant Textile Materials for Wearing Apparel for Use by Electrical Workers Exposed to Momentary Electric Arc and Related Thermal Hazards, and ASTM F1891-12 Standard Specification for Arc and Flame Resistant Rainwear.)

<sup>2</sup> The Occupational Safety and Health Administration used metric values to calculate the clearing times in Table 6 and Table 7. An employer may use English units to calculate clearing times instead even though the results will differ slightly.

<sup>3</sup> The Occupational Safety and Health Administration based this assumption, which is more conservative than the arc length specified in Table 5, on Table 410-2 of the 2012 NESC.

<sup>4</sup> The dielectric strength of air is about 10 kilovolts for every 25.4 millimeters (1 inch). Thus, the employer can estimate the arc length in millimeters to be the phase-to-ground voltage in kilovolts multiplied by 2.54 (or voltage (in kilovolts)  $\times$  2.54).

<sup>5</sup> ASTM F1506-10a defines "arc thermal performance value" as "the incident energy on a material or a multilayer system of materials that results in a 50% probability that sufficient heat transfer through the tested specimen is predicted to cause the onset of a second-degree skin burn injury based on the Stoll

[footnote] curve, cal/cm<sup>2</sup>.” The footnote to this definition reads: “Derived from: Stoll, A. M., and Chianta, M. A., 'Method and Rating System for Evaluations of Thermal Protection,' Aerospace Medicine, Vol 40, 1969, pp. 1232-1238 and Stoll, A. M., and Chianta, M. A., 'Heat Transfer through Fabrics as Related to Thermal Injury,' Transactions-New York Academy of Sciences, Vol 33(7), Nov. 1971, pp. 649-670.”

<sup>6</sup> See WAC 296-45-325 (13)(d)(i), (ii) and (iii) for conditions under which employees must wear flame-resistant clothing as the outer layer of clothing even when the incident heat energy does not exceed 2 cal/cm<sup>2</sup>.

<sup>7</sup> WAC 296-45-325 (13)(c) prohibits clothing that could ignite and continue to burn when exposed to the heat energy estimated under WAC 296-45-325 (13)(b).

<sup>8</sup> Breakopen occurs when a hole, tear, or crack develops in the exposed fabric such that the fabric no longer effectively blocks incident heat energy.

<sup>9</sup> Static wires and pole grounds are examples of grounding conductors that might not be capable of carrying fault current without failure. Grounds that can carry the maximum available fault current are not a concern, and employers need not consider such grounds a possible electric arc source.

## ***WAC 296-45-907 Appendix E--Work-positioning equipment inspection guidelines-Nonmandatory.***

### **I. Body Belts**

Inspect body belts to ensure that:

- A. The hardware has no cracks, nicks, distortion, or corrosion;
- B. No loose or worn rivets are present;
- C. The waist strap has no loose grommets;
- D. The fastening straps are not 100-percent leather; and
- E. No worn materials that could affect the safety of the user are present.

### **II. Positioning Straps**

Inspect positioning straps to ensure that:

- A. The warning center of the strap material is not exposed;
- B. No cuts, burns, extra holes, or fraying of strap material is present;
- C. Rivets are properly secured;
- D. Straps are not 100-percent leather; and
- E. Snaphooks do not have cracks, burns, or corrosion.

### **III. Climbers**

Inspect pole and tree climbers to ensure that:

- A. Gaffs are at least as long as the manufacturer's recommended minimums (generally 32 and 51 millimeters (1.25 and 2.0 inches) for pole and tree climbers, respectively, measured on the underside of the gaff);

#### **Note:**

Gauges are available to assist in determining whether gaffs are long enough and shaped to easily penetrate poles or trees.

- B. Gaffs and leg irons are not fractured or cracked;
- C. Stirrups and leg irons are free of excessive wear;
- D. Gaffs are not loose;
- E. Gaffs are free of deformation that could adversely affect use;



- F. Gaffs are properly sharpened; and
- G. There are no broken straps or buckles.

## ***WAC 296-45-908 Appendix F--Other Applicable safety and health Washington administrative codes.***

Chapter 296-24 WAC, General safety and health standards;

Chapter 296-27 WAC, Recordkeeping and reporting;

Chapter 296-32 WAC, Safety standards for telecommunications;

Chapter 296-36 WAC, Safety standards—Compressed air work;

Chapter 296-37 WAC, Standards for commercial diving operations;

Chapter 296-52 WAC, Safety standards for possession, handling, and use of explosives;

Chapter 296-54 WAC, Safety standards—Logging operations;

Chapter 296-56 WAC, Safety standards—Longshore, stevedore and waterfront related operations;

Chapter 296-59 WAC, Safety standards for ski area facilities and operations;

Chapter 296-62 WAC, General occupational health standards;

Chapter 296-63 WAC, Right to know fee assessment;

Chapter 296-65 WAC, Asbestos removal and encapsulation;

Chapter 296-67 WAC, Safety standards for process safety management of highly hazardous chemicals;

Chapter 296-78 WAC, Safety standards for sawmills and woodworking operations;

Chapter 296-79 WAC, Safety Standards for pulp, paper, and paperboard mills and converters;

Chapter 296-99 WAC, Safety standards for grain handling facilities;

Chapter 296-115 WAC, Safety requirements for charter boats;

Chapter 296-155 WAC, Safety standards for construction work;

Chapter 296-301 WAC, Safety standards for the textile industry;

Chapter 296-303 WAC, Safety standards for laundry machinery and operations;

Chapter 296-304 WAC, Safety standards for ship repairing, shipbuilding, and shipbreaking;

Chapter 296-305 WAC, Safety standards for firefighters;

Chapter 296-307 WAC, Safety standards for agriculture;

Chapter 296-360 WAC, Discrimination, pursuant to RCW 49.17.160;

Chapter 296-800 WAC, Safety and health core rules;

Chapter 296-802 WAC, Employee medical and exposure records;

Chapter 296-803 WAC, Lockout/tagout (control of hazardous energy);

Chapter 296-806 WAC, Machine safety;

Chapter 296-807 WAC, Portable power tools;

Chapter 296-809 WAC, Confined spaces;

Chapter 296-811 WAC, Fire brigades;

Chapter 296-816 WAC, Protecting trade secrets;

Chapter 296-817 WAC, Hearing loss prevention (noise);

Chapter 296-818 WAC, Abrasive blasting;

Chapter 296-823 WAC, Occupational exposure to bloodborne pathogens;

Chapter 296-824 WAC, Emergency response;

Chapter 296-826 WAC, Anhydrous ammonia;

Chapter 296-828 WAC, Hazardous chemicals in laboratories;

Chapter 296-829 WAC, Helicopters used as lifting machines;

Chapter 296-832 WAC, Late night retail worker crime prevention;

Chapter 296-833 WAC, Temporary housing for workers;

Chapter 296-835 WAC, Dipping and coating operations (dip tanks);

Chapter 296-839 WAC, Content and distribution of material safety data sheets (MSDSs) and label information;

Chapter 296-841 WAC, Airborne contaminants;

Chapter 296-842 WAC, Respirators;

Chapter 296-843 WAC, Hazardous waste operations;

Chapter 296-848 WAC, Arsenic;

Chapter 296-849 WAC, Benzene;

**Chapter 296-45 WAC**

**Electric Power Generation, Transmission, and Distribution**

---

Chapter 296-855 WAC, Ethylene oxide;

Chapter 296-856 WAC, Formaldehyde;

Chapter 296-860 WAC, Railroad clearances and walkways in private rail yards and plants;

Chapter 296-863 WAC, Forklifts and other powered industrial trucks;

Chapter 296-864 WAC, Split (multi-piece) rim and single-piece rim wheels;

Chapter 296-865 WAC, Motor vehicles;

Chapter 296-869 WAC, Elevating work platforms;

Chapter 296-870 WAC, Powered platforms;

Chapter 296-874 WAC, Scaffolds;

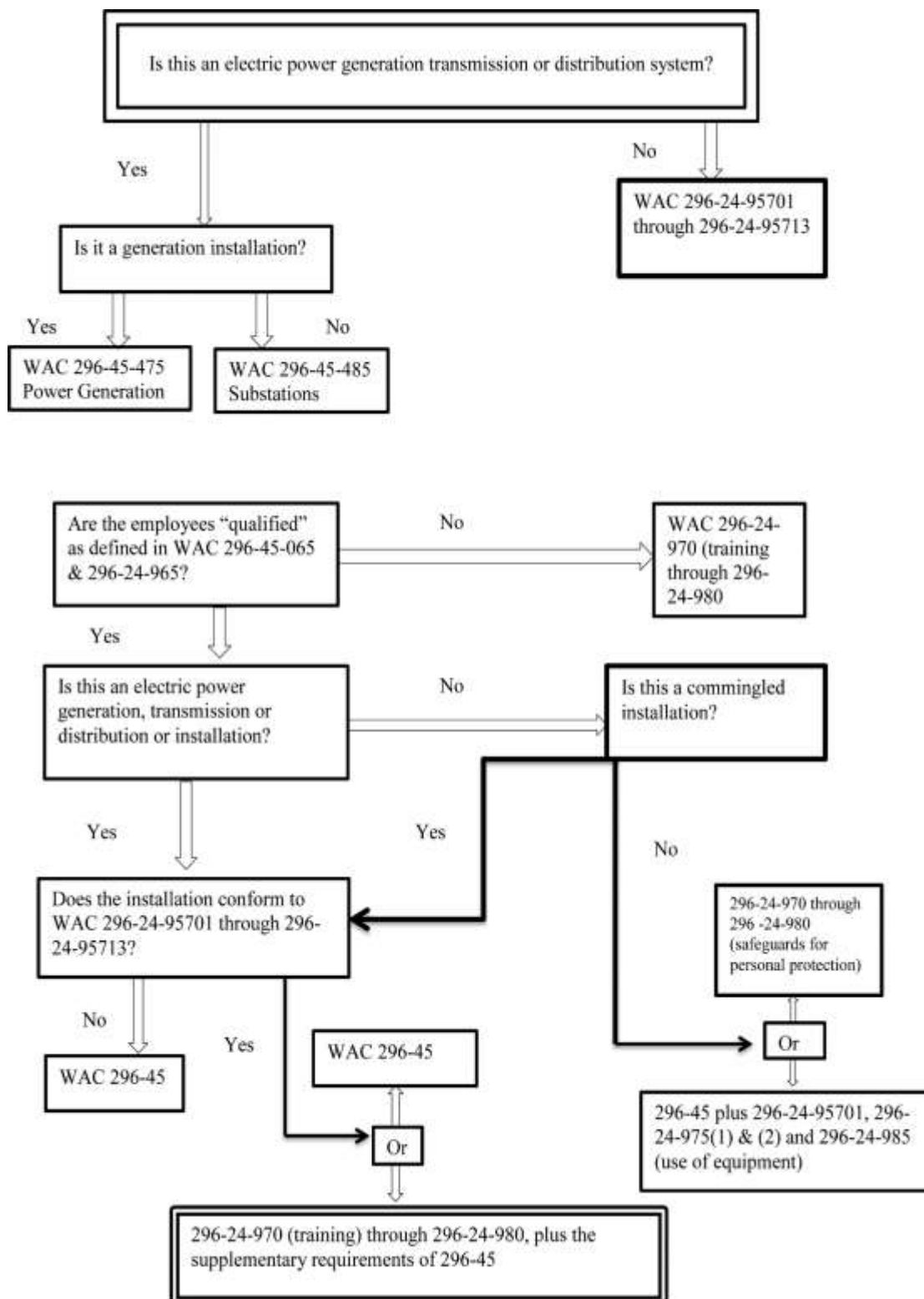
Chapter 296-876 WAC, Ladders, portable and fixed;

Chapter 296-878 WAC, Safety standards for window cleaning;

Chapter 296-880 WAC, Unified safety standards for fall protection.

Chapter 296-900 WAC, Administrative rules;

Chapter 296-901 WAC, Globally harmonized system for hazard communication.

**WAC 296-45-909 Appendix G--Flow chart--Nonmandatory.**

## ***WAC 296-45-910 Appendix H--Reference documents.***

The references contained below provide information that can be helpful in understanding and complying with the requirements contained in this chapter. The national consensus standards referenced below contain detailed specifications that employers may follow in complying with the more performance-based requirements of this chapter. Except as specifically noted in this chapter, however, the department will not necessarily deem compliance with the national consensus standards to be compliant with the provisions of this chapter.

ANSI/SIA A92.2-2009, American National Standard for Vehicle-Mounted Elevating and Rotating Aerial Devices.

ANSI Z133-2012, American National Standard Safety Requirements for Arboricultural Operations-Pruning, Trimming, Repairing, Maintaining, and Removing Trees, and Cutting Brush.

ANSI/IEEE Std 935--1989, IEEE Guide on Terminology for Tools and Equipment to Be Used in Live Line Working.

ASME B20.1-2012, Safety Standard for Conveyors and Related Equipment.

ASTM D120-09, Standard Specification for Rubber Insulating Gloves.

ASTM D149-09 (2013), Standard Test Method for Dielectric Breakdown Voltage and Dielectric Strength of Solid Electrical Insulating Materials at Commercial Power Frequencies.

ASTM D178-01 (2010), Standard Specification for Rubber Insulating Matting.

ASTM D1048-12, Standard Specification for Rubber Insulating Blankets.

ASTM D1049-98 (2010), Standard Specification for Rubber Insulating Covers.

ASTM D1050-05 (2011), Standard Specification for Rubber Insulating Line Hose.

ASTM D1051-08, Standard Specification for Rubber Insulating Sleeves.

ASTM F478-09, Standard Specification for In-Service Care of Insulating Line Hose and Covers.

ASTM F479-06 (2011), Standard Specification for In-Service Care of Insulating Blankets.

ASTM F496-08, Standard Specification for In-Service Care of Insulating Gloves and Sleeves.

ASTM F711-02 (2007), Standard Specification for Fiberglass-Reinforced Plastic (FRP) Rod and Tube Used in Live Line Tools.

ASTM F712-06 (2011), Standard Test Methods and Specifications for Electrically Insulating Plastic Guard Equipment for Protection of Workers.

ASTM F819-10, Standard Terminology Relating to Electrical Protective Equipment for Workers.

ASTM F855-09, Standard Specifications for Temporary Protective Grounds to Be Used on Deenergized Electric Power Lines and Equipment.

ASTM F887-12<sup>e1</sup>, Standard Specifications for Personal Climbing Equipment.

ASTM F914/F914M-10, Standard Test Method for Acoustic Emission for Aerial Personnel Devices Without Supplemental Load Handling Attachments.

ASTM F1116-03 (2008), Standard Test Method for Determining Dielectric Strength of Dielectric Footwear.

ASTM F1117-03 (2008), Standard Specification for Dielectric Footwear.

ASTM F1236-96 (2012), Standard Guide for Visual Inspection of Electrical Protective Rubber Products.

ASTM F1430/F1430M-10, Standard Test Method for Acoustic Emission Testing of Insulated and Non-Insulated Aerial Personnel Devices with Supplemental Load Handling Attachments.

ASTM F1505-10, Standard Specification for Insulated and Insulating Hand Tools.

ASTM F1506-10a, Standard Performance Specification for Flame Resistant and Arc Rated Textile Materials for Wearing Apparel for Use by Electrical Workers Exposed to Momentary Electric Arc and Related Thermal Hazards.

ASTM F1564-13, Standard Specification for Structure-Mounted Insulating Work Platforms for Electrical Workers.

ASTM F1701-12, Standard Specification for Unused Polypropylene Rope with Special Electrical Properties.

ASTM F1742-03 (2011), Standard Specification for PVC Insulating Sheeting.

ASTM F1796-09, Standard Specification for High Voltage Detectors-Part 1 Capacitive Type to be Used for Voltages Exceeding 600 Volts AC.

ASTM F1797-09<sup>e1</sup>, Standard Test Method for Acoustic Emission Testing of Insulated and Non-Insulated Digger Derricks.

ASTM F1825-03 (2007), Standard Specification for Clampstick Type Live Line Tools.

ASTM F1826-00 (2011), Standard Specification for Live Line and Measuring Telescoping Tools.

ASTM F1891-12, Standard Specification for Arc and Flame Resistant Rainwear.

ASTM F1958/F1958M-12, Standard Test Method for Determining the Ignitability of Non-flame-Resistant Materials for Clothing by Electric Arc Exposure Method Using Mannequins.

ASTM F1959/F1959M-12, Standard Test Method for Determining the Arc Rating of Materials for Clothing.

IEEE Std 4-1995, 4a-2001 (Amendment to IEEE Standard Techniques for High-Voltage Testing), IEEE Standard Techniques for High-Voltage Testing.

IEEE Std 62-1995, IEEE Guide for Diagnostic Field Testing of Electric Power Apparatus-Part 1: Oil Filled Power Transformers, Regulators, and Reactors.

IEEE Std 80-2000, Guide for Safety in AC Substation Grounding.

IEEE Std 100-2000, The Authoritative Dictionary of IEEE Standards Terms Seventh Edition.

IEEE Std 516-2009, IEEE Guide for Maintenance Methods on Energized Power Lines.

IEEE Std 524-2003, IEEE Guide to the Installation of Overhead Transmission Line Conductors.

IEEE Std 957-2005, IEEE Guide for Cleaning Insulators.

IEEE Std 1048-2003, IEEE Guide for Protective Grounding of Power Lines.

IEEE Std 1067-2005, IEEE Guide for In-Service Use, Care, Maintenance, and Testing of Conductive Clothing for Use on Voltages up to 765 kV AC and  $\pm 750$  kV DC.

IEEE Std 1307-2004, IEEE Standard for Fall Protection for Utility Work.

IEEE Std 1584-2002, 1584a-2004 (Amendment 1 to IEEE Std 1584-2002), and 1584b-2011 (Amendment 2: Changes to Clause 4 of IEEE Std 1584-2002), IEEE Guide for Performing Arc-Flash Hazard Calculations.

IEEE C2-2012, National Electrical Safety Code.

NFPA 70E-2012, Standard for Electrical Safety in the Workplace.



**Electric Power Generation, Transmission, and Distribution**

---

***WAC 296-45-005 Electrical worker safety rules-Foreword.***

[Statutory Authority: RCW 49.17.010, .040, .050, .060. 98-07-009 (Order 97-17), § 296-45-005, filed 03/06/98, effective 05/06/98.]

***WAC 296-45-015 Scope and application.***

[Statutory Authority: RCW 49.17.010, .040, .050 and .060. 19-13-083 (Order 17-12), § 296-45-015, filed 06/18/19, effective 08/01/19. Statutory Authority: RCW 49.17.010, .040, .050, and .060. 16-10-082, (Order 14-21), § 296-45-015, filed 05/03/2016, effective 07/01/2016. Statutory Authority: RCW 49.17.010, .040, .050. 01-11-038 (Order 99-36), § 296-45-015, filed 05/09/01, effective 09/01/01. Statutory Authority: RCW 49.17.040. 99-09-080 (Order 99-04, § 296-45-015, filed 04/20/99, effective 08/01/99. Statutory Authority: RCW 49.17.010, .040, .050, .060. 98-07-009 (Order 97-17), § 296-45-015, filed 03/06/98, effective 05/06/98.]

***WAC 296-45-025 Variances.***

[Statutory Authority: RCW 49.17.010, .040, .050, and .060. 07-03-163 (Order 06-30), § 296-45-025, filed 01/24/07, effective 04/01/07. Statutory Authority: RCW 49.17.010, .040, .050, .060. 98-07-009 (Order 97-17), § 296-45-025, filed 03/06/98, effective 05/06/98.]

***WAC 296-45-035 Definitions.***

[Statutory Authority: RCW 49.17.010, .040, .050 and .060. 19-13-083 (Order 17-12), § 296-45-035, filed 06/18/19, effective 08/01/19. Statutory Authority: RCW 49.17.010, .040, .050, and .060. 16-10-082, (Order 14-21), § 296-45-035, filed 05/03/2016, effective 07/01/2016. Statutory Authority: RCW 49.17.010, .040, .050, and .060. 14-07-086 (Order) 13-08, § 296-45-035, filed 03/18/14, effective 05/01/14. Statutory Authority: RCW 49.17.010, .040, .050. 01-11-038 (Order 99-36), § 296-45-035, filed 05/09/01, effective 09/01/01. Statutory Authority: RCW 49.17.010, .040, .050, .060. 98-07-009 (Order 97-17), § 296-45-035, filed 03/06/98, effective 05/06/98.]

***WAC 296-45-045 NESC Applicable.***

[Statutory Authority: RCW 49.17.010, .040, .050 and .060. 19-13-083 (Order 17-12), § 296-45-045, filed 06/18/19, effective 08/01/19. Statutory Authority: RCW 49.17.010, .040, .050, and .060. 16-10-082, (Order 14-21), § 296-45-045, filed 05/03/2016, effective 07/01/2016. Statutory Authority: RCW 49.17.010, .040, .050, and .060. 03-17-071 (Order 03-08), § 296-45-045, filed 08/19/03, effective 11/01/03. Statutory Authority: RCW 49.17.040. 99-09-080 (Order 99-04), § 296-45-045, filed 04/20/99, effective 08/01/99. Statutory Authority: RCW 49.17.010, .040, .050, .060. 98-07-009 (Order 97-17), § 296-45-045, filed 03/06/98, effective 05/06/98.]

***WAC 296-45-055 Employer's responsibility.***

[Statutory Authority: RCW 49.17.010, .040, .050 and .060. 19-13-083 (Order 17-12), § 296-45-055, filed 06/18/19, effective 08/01/19. Statutory Authority: RCW 49.17.010, .040, .050, and .060. 16-10-082, (Order 14-21), § 296-45-055, filed 05/03/2016, effective 07/01/2016. Statutory Authority: RCW 49.17.010, .040, .050, and .060. 14-07-086 (Order) 13-08, § 296-45-055, filed 03/18/14, effective 05/01/14. Statutory Authority: RCW 49.17.010, .040, .050. 01-11-038 (Order 99-36), § 296-45-055, filed 05/09/01, effective 09/01/01. Statutory Authority: RCW 49.17.010, .040, .050, .060. 98-07-009 (Order 97-17), § 296-45-055, filed 03/06/98, effective 05/06/98.]

***WAC 296-45-065 Training.***

[Statutory Authority: RCW 49.17.010, .040, .050 and .060. 19-13-083 (Order 17-12), § 296-45-065, filed 06/18/19, effective 08/01/19. Statutory Authority: RCW 49.17.010, .040, .050, and .060. 16-10-082, (Order 14-21), § 296-45-065, filed 05/03/2016, effective 07/01/2016. Statutory Authority: RCW 49.17.010, .040, .050, .060. 98-07-009 (Order 97-17), § 296-45-065, filed 03/06/98, effective 05/06/98.]

***WAC 296-45-067 Information transfer.***

[Statutory Authority: RCW 49.17.010, .040, .050 and .060. 19-13-083 (Order 17-12), § 296-45-067, filed 06/18/19, effective 08/01/19. Statutory Authority: RCW 49.17.010, .040, .050, and .060. 16-10-082, (Order 14-21), § 296-45-067, filed 05/03/2016, effective 07/01/2016.]

***WAC 296-45-075 Employer's safety program.***

[Statutory Authority: RCW 49.17.010, .040, .050 and .060. 19-13-083 (Order 17-12), § 296-45-075, filed 06/18/19, effective 08/01/19. Statutory Authority: RCW 49.17.010, .040, .050, and .060. 16-10-082, (Order 14-21), § 296-45-075, filed 05/03/2016, effective 07/01/2016. Statutory Authority: RCW 49.17.010, .040, .050. 01-11-038 (Order 99-36), § 296-45-075, filed 05/09/01,

**Electric Power Generation, Transmission, and Distribution**

---

effective 09/01/01. Statutory Authority: RCW 49.17.010, .040, .050, .060. 98-07-009 (Order 97-17), § 296-45-075, filed 03/06/98, effective 05/06/98.]

***WAC 296-45-085 Leadworker's responsibility.***

[Statutory Authority: RCW 49.17.010, .040, .050 and .060. 19-13-083 (Order 17-12), § 296-45-085, filed 06/18/19, effective 08/01/19. Statutory Authority: RCW 49.17.010, .040, .050, .060. 98-07-009 (Order 97-17), § 296-45-085, filed 03/06/98, effective 05/06/98.]

***WAC 296-45-095 Leadworker-employee responsibility.***

[Statutory Authority: RCW 49.17.010, .040, .050 and .060. 19-13-083 (Order 17-12), § 296-45-095, filed 06/18/19, effective 08/01/19. Statutory Authority: RCW 49.17.010, .040, .050, .060. 98-07-009 (Order 97-17), § 296-45-095, filed 03/06/98, effective 05/06/98.]

***WAC 296-45-105 Work required of leadworkers.***

[Statutory Authority: RCW 49.17.010, .040, .050 and .060. 19-13-083 (Order 17-12), § 296-45-105, filed 06/18/19, effective 08/01/19. Statutory Authority: RCW 49.17.010, .040, .050, and .060. 16-10-082, (Order 14-21), § 296-45-105, filed 05/03/2016, effective 07/01/2016. Statutory Authority: RCW 49.17.010, .040, .050, .060. 98-07-009 (Order 97-17), § 296-45-105, filed 03/06/98, effective 05/06/98.]

***WAC 296-45-115 Employee's responsibility.***

[Statutory Authority: RCW 49.17.010, .040, .050 and .060. 19-13-083 (Order 17-12), § 296-45-115, filed 06/18/19, effective 08/01/19. Statutory Authority: RCW 49.17.010, .040, .050, .060. 98-07-009 (Order 97-17), § 296-45-115, filed 03/06/98, effective 05/06/98.]

***WAC 296-45-125 Medical services and first aid.***

[Statutory Authority: RCW 49.17.010, 49.17.040, 49.17.050, 49.17.060 and 49.17.510, 24-23-83, § 296-45-125, filed 11/19/2024, effective 01/01/2025 Statutory Authority: RCW 49.17.010, .040, .050 and .060. 19-13-083 (Order 17-12), § 296-45-125, filed 06/18/19, effective 08/01/19. Statutory Authority: RCW 49.17.010, .040, .050, and .060. 16-10-082, (Order 14-21), § 296-45-125, filed 05/03/2016, effective 07/01/2016. Statutory Authority: RCW 49.17.010, .040, .050, and .060. 04-07-160 (Order 03-31), § 296-45-125, filed 03/23/04, effective 05/01/04. Statutory Authority: RCW 49.17.010, .040, .050. 01-11-038 (Order 99-36), § 296-45-125, filed 05/09/01, effective 09/01/01 Statutory Authority: RCW 49.17.010, .040, .050, .060. 98-07-009 (Order 97-17), § 296-45-125, filed 03/06/98, effective 05/06/98.]

***WAC 296-45-135 Job briefing.***

[Statutory Authority: RCW 49.17.010, .040, .050 and .060. 19-13-083 (Order 17-12), § 296-45-135, filed 06/18/19, effective 08/01/19. Statutory Authority: RCW 49.17.010, .040, .050, and .060. 16-10-082, (Order 14-21), § 296-45-135 filed 05/03/2016, effective 07/01/2016. Statutory Authority: RCW 49.17.010, .040, .050, .060. 98-07-009 (Order 97-17), § 296-45-135, filed 03/06/98, effective 05/06/98.]

***WAC 296-45-175 Hazardous energy control (lockout/tagout) procedures.***

[Statutory Authority: RCW 49.17.010, .040, .050, and .060. 04-15-105 (Order 03-12), § 296-45-175, filed 07/20/04, effective 11/01/04. Statutory Authority: RCW 49.17.010, .040, .050, .060. 98-07-009 (Order 97-17), § 296-45-175, filed 03/06/98, effective 05/06/98.]

***WAC 296-45-17505 Lockout/tagout (hazardous control) program.***

[Statutory Authority: RCW 49.17.010, .040, .050 and .060. 19-13-083 (Order 17-12), § 296-45-17505, filed 06/18/19, effective 08/01/19. Statutory Authority: RCW 49.17.010, .040, .050, and .060. 16-10-082, (Order 14-21), § 296-45-17505, filed 05/03/2016, effective 07/01/2016. Statutory Authority: RCW 49.17.010, .040, .050, .060. 98-07-009 (Order 97-17), § 296-45-17505, filed 03/06/98, effective 05/06/98.]

***WAC 296-45-17510 Retraining.***

[Statutory Authority: RCW 49.17.010, .040, .050 and .060. 19-13-083 (Order 17-12), § 296-45-17510, filed 06/18/19, effective 08/01/19. Statutory Authority: RCW 49.17.010, .040, .050, and .060. 16-10-082, (Order 14-21), § 296-45-17510, filed 05/03/2016, effective 07/01/2016. Statutory Authority: RCW 49.17.010, .040, .050, .060. 98-07-009 (Order 97-17), § 296-45-17510, filed 03/06/98, effective 05/06/98.]

***WAC 296-45-17515 Protective materials and hardware.***

**Electric Power Generation, Transmission, and Distribution**

---

[Statutory Authority: RCW 49.17.010, .040, .050 and .060. 19-13-083 (Order 17-12), § 296-45-17515, filed 06/18/19, effective 08/01/19. Statutory Authority: RCW 49.17.010, .040, .050, and .060. 16-10-082, (Order 14-21), § 296-45-17515, filed 05/03/2016, effective 07/01/2016. Statutory Authority: RCW 49.17.010, .040, .050, .060. 98-07-009 (Order 97-17), § 296-45-17515, filed 03/06/98, effective 05/06/98.]

***WAC 296-45-17520 Energy isolation.***

[Statutory Authority: RCW 49.17.010, .040, .050, and .060. 16-10-082, (Order 14-21), § 296-45-17520, filed 05/03/2016, effective 07/01/2016. Statutory Authority: RCW 49.17.010, .040, .050, .060. 98-07-009 (Order 97-17), § 296-45-17520, filed 03/06/98, effective 05/06/98.]

***WAC 296-45-17525 Notification.***

[Statutory Authority: RCW 49.17.010, .040, .050 and .060. 19-13-083 (Order 17-12), § 296-45-17525, filed 06/18/19, effective 08/01/19. Statutory Authority: RCW 49.17.010, .040, .050, and .060. 16-10-082, (Order 14-21), § 296-45-17525, filed 05/03/2016, effective 07/01/2016. Statutory Authority: RCW 49.17.010, .040, .050, .060. 98-07-009 (Order 97-17), § 296-45-17525, filed 03/06/98, effective 05/06/98.]

***WAC 296-45-17530 Lockout/tagout application.***

[Statutory Authority: RCW 49.17.010, .040, .050 and .060. 19-13-083 (Order 17-12), § 296-45-17530, filed 06/18/19, effective 08/01/19. Statutory Authority: RCW 49.17.010, .040, .050, and .060. 16-10-082, (Order 14-21), § 296-45-17530, filed 05/03/2016, effective 07/01/2016. Statutory Authority: RCW 49.17.010, .040, .050, .060. 98-07-009 (Order 97-17), § 296-45-17530, filed 03/06/98, effective 05/06/98.]

***WAC 296-45-17535 Releasing stored energy.***

[Statutory Authority: RCW 49.17.010, .040, .050 and .060. 19-13-083 (Order 17-12), § 296-45-17535, filed 06/18/19, effective 08/01/19. Statutory Authority: RCW 49.17.010, .040, .050, and .060. 16-10-082, (Order 14-21), § 296-45-17535, filed 05/03/2016, effective 07/01/2016. Statutory Authority: RCW 49.17.010, .040, .050, .060. 98-07-009 (Order 97-17), § 296-45-17535, filed 03/06/98, effective 05/06/98.]

***WAC 296-45-17540 Release from lockout/tagout.***

[Statutory Authority: RCW 49.17.010, .040, .050 and .060. 19-13-083 (Order 17-12), § 296-45-17540, filed 06/18/19, effective 08/01/19. Statutory Authority: RCW 49.17.010, .040, .050, and .060. 16-10-082, (Order 14-21), § 296-45-17540, filed 05/03/2016, effective 07/01/2016. Statutory Authority: RCW 49.17.010, .040, .050, .060. 98-07-009 (Order 97-17), § 296-45-17540, filed 03/06/98, effective 05/06/98.]

***WAC 296-45-17545 Temporary removal of lockout/tagout.***

[Statutory Authority: RCW 49.17.010, .040, .050 and .060. 19-13-083 (Order 17-12), § 296-45-17545, filed 06/18/19, effective 08/01/19. Statutory Authority: RCW 49.17.010, .040, .050, .060. 98-07-009 (Order 97-17), § 296-45-17545, filed 03/06/98, effective 05/06/98.]

***WAC 296-45-17550 Group lockout/tagout.***

[Statutory Authority: RCW 49.17.010, .040, .050 and .060. 19-13-083 (Order 17-12), § 296-45-17550, filed 06/18/19, effective 08/01/19. Statutory Authority: RCW 49.17.010, .040, .050, and .060. 16-10-082, (Order 14-21), § 296-45-17550, filed 05/03/2016, effective 07/01/2016. Statutory Authority: RCW 49.17.040. 99-09-080 (Order 99-04), § 296-45-17550, filed 04/20/99, effective 08/01/99. Statutory Authority: RCW 49.17.010, .040, .050, .060. 98-07-009 (Order 97-17), § 296-45-17550, filed 03/06/98, effective 05/06/98.]

***WAC 296-45-17555 Shift changes.***

[Statutory Authority: RCW 49.17.010, .040, .050 and .060. 19-13-083 (Order 17-12), § 296-45-17555, filed 06/18/19, effective 08/01/19. Statutory Authority: RCW 49.17.010, .040, .050, .060. 98-07-009 (Order 97-17), § 296-45-17555, filed 03/06/98, effective 05/06/98.]

***WAC 296-45-17560 Outside servicing personnel.***

**Electric Power Generation, Transmission, and Distribution**

---

[Statutory Authority: RCW 49.17.010, .040, .050 and .060. 19-13-083 (Order 17-12), § 296-45-17560, filed 06/18/19, effective 08/01/19. Statutory Authority: RCW 49.17.010, .040, .050, .060. 98-07-009 (Order 97-17), § 296-45-17560, filed 03/06/98, effective 05/06/98.]

***WAC 296-45-17565 Central system operator.***

[Statutory Authority: RCW 49.17.010, .040, .050 and .060. 19-13-083 (Order 17-12), § 296-45-17565, filed 06/18/19, effective 08/01/19. Statutory Authority: RCW 49.17.010, .040, .050, and .060. 16-10-082, (Order 14-21), § 296-45-17565, filed 05/03/2016, effective 07/01/2016. Statutory Authority: RCW 49.17.010, .040, .050, .060. 98-07-009 (Order 97-17), § 296-45-17565, filed 03/06/98, effective 05/06/98.]

***WAC 296-45-195 Trenching and excavation.***

[Statutory Authority: RCW 49.17.010, .040, .050 and .060. 19-13-083 (Order 17-12), § 296-45-195, filed 06/18/19, effective 08/01/19. Statutory Authority: RCW 49.17.010, .040, .050, .060. 98-07-009 (Order 97-17), § 296-45-195, filed 03/06/98, effective 05/06/98.]

***WAC 296-45-205 Enclosed spaces.***

[Statutory Authority: RCW 49.17.010, .040, .050 and .060. 19-13-083 (Order 17-12), § 296-45-205, filed 06/18/19, effective 08/01/19. Statutory Authority: RCW 49.17.010, .040, .050, and .060. 16-10-082, (Order 14-21), § 296-45-205, filed 05/03/2016, effective 07/01/2016. Statutory Authority: RCW 49.17.010, .040, .050, .060. 98-07-009 (Order 97-17), § 296-45-205, filed 03/06/98, effective 05/06/98.]

***WAC 296-45-215 Underground electrical installations.***

[Statutory Authority: RCW 49.17.010, .040, .050 and .060. 19-13-083 (Order 17-12), § 296-45-215, filed 06/18/19, effective 08/01/19. Statutory Authority: RCW 49.17.010, .040, .050, and .060. 16-10-082, (Order 14-21), § 296-45-215, filed 05/03/2016, effective 07/01/2016. Statutory Authority: RCW 49.17.040. 99-09-080 (Order 99-04, § 296-45-215, filed 04/20/99, effective 08/01/99. Statutory Authority: RCW 49.17.010, .040, .050, .060. 98-07-009 (Order 97-17), § 296-45-215, filed 03/06/98, effective 05/06/98.]

***WAC 296-45-225 Underground residential distribution (URD).***

[Statutory Authority: RCW 49.17.010, .040, .050 and .060. 19-13-083 (Order 17-12), § 296-45-225, filed 06/18/19, effective 08/01/19. Statutory Authority: RCW 49.17.010, .040, .050, and .060. 16-10-082, (Order 14-21), § 296-45-225, filed 05/03/2016, effective 07/01/2016. Statutory Authority: RCW 49.17.010, .040, .050, .060. 98-07-009 (Order 97-17), § 296-45-225, filed 03/06/98, effective 05/06/98.]

***WAC 296-45-255 Protective equipment.***

[Statutory Authority: RCW 49.17.010, .040, .050 and .060. 19-13-083 (Order 17-12), § 296-45-255, filed 06/18/19, effective 08/01/19. Statutory Authority: RCW 49.17.010, .040, .050, and .060. 16-10-082, (Order 14-21), § 296-45-255, filed 05/03/2016, effective 07/01/2016. Statutory Authority: RCW 49.17.010, .040, .050, and .060. 09-05-071 (Order 08-35), § 296-45-25505, filed 02/17/09, effective 04/01/09. Statutory Authority: RCW 49.17.010, .040, .050, .060. 98-07-009 (Order 97-17), § 296-45-255, filed 03/06/98, effective 05/06/98.]

***WAC 296-45-25505 Personal protective equipment.***

Statutory Authority: RCW 49.17.010, .040, .050 and .060. 19-13-083 (Order 17-12), § 296-45-25505, filed 06/18/19, effective 08/01/19. RCW 49.17.010, .040, .050, and .060. 16-10-082, (Order 14-21), § 296-45-25505, filed 05/03/2016, effective 07/01/2016. Statutory Authority: RCW 49.17.010, .040, .050, and .060. 09-05-071 (Order 08-35), § 296-45-25505, filed 02/17/09, effective 04/01/09. Statutory Authority: RCW 49.17.010, .040, .050. 01-11-038 (Order 99-36), § 296-45-25505, filed 05/09/01, effective 09/01/01. Statutory Authority: RCW 49.17.010, .040, .050, .060. 98-07-009 (Order 97-17), § 296-45-25505, filed 03/06/98, effective 05/06/98.]

***WAC 296-45-25510 Fall protection.***

[Statutory Authority: RCW 49.17.010, .040, .050, and .060. 20-12-091 (Order 19-05) § 296-45-22510-, filed 06/02/2020, effective 10/01/2020.] Statutory Authority: RCW 49.17.010, .040, .050 and .060. 19-13-083 (Order 17-12), § 296-45-25510, filed 06/18/19, effective 08/01/19. Statutory Authority: RCW 49.17.010, .040, .050, and .060. 16-10-082, (Order 14-21), § 296-45-25510, filed 05/03/2016, effective 07/01/2016. Statutory Authority: RCW 49.17.010, .040, .050, and .060. 13-04-073 (Order 06-08), § 296-45-25510, filed 02/04/13, effective 04/01/13. Statutory Authority: RCWs 49.17.010, 49.17.040, 49.17.050, 49.17.440 and 49.17.060.

**Electric Power Generation, Transmission, and Distribution**

---

12-01-086 (Order 08-32), § 296-45-25510, filed 12/20/11, effective 02/01/12. Statutory Authority: RCW 49.17.010, .040, .050, and .060. 05-17-038 (Order 04-55), § 296-45-25510, filed 08/09/05, effective 10/01/05. Statutory Authority: RCW 49.17.010, .040, .050, .060. 98-07-009 (Order 97-17), § 296-45-25510, filed 03/06/98, effective 05/06/98.]

***WAC 296-45-275 Ladders, platforms, and manhole steps.***

[Statutory Authority: RCW 49.17.010, .040, .050 and .060. 19-13-083 (Order 17-12), § 296-45-275, filed 06/18/19, effective 08/01/19. Statutory Authority: RCW 49.17.010, .040, .050, and .060. 16-10-082, (Order 14-21), § 296-45-275, filed 05/03/2016, effective 07/01/2016. Statutory Authority: RCW 49.17.010, .040, .050. 01-11-038 (Order 99-36), § 296-45-275, filed 05/09/01, effective 09/01/01. Statutory Authority: RCW 49.17.010, .040, .050, .060. 98-07-009 (Order 97-17), § 296-45-275, filed 03/06/98, effective 05/06/98.]

***WAC 296-45-285 Hand and portable powered tools.***

[Statutory Authority: RCW 49.17.010, .040, .050 and .060. 19-13-083 (Order 17-12), § 296-45-285, filed 06/18/19, effective 08/01/19. Statutory Authority: RCW 49.17.010, .040, .050. 01-11-038 (Order 99-36), § 296-45-285, filed 05/09/01, effective 09/01/01. Statutory Authority: RCW 49.17.010, .040, .050, .060. 98-07-009 (Order 97-17), § 296-45-285, filed 03/06/98, effective 05/06/98.]

***WAC 296-45-295 Gasoline engine power chain saws.***

[Statutory Authority: RCW 49.17.010, .040, .050 and .060. 19-13-083 (Order 17-12), § 296-45-295, filed 06/18/19, effective 08/01/19. Statutory Authority: RCW 49.17.010, .040, .050, and .060. 16-10-082, (Order 14-21), § 296-45-295, filed 05/03/2016, effective 07/01/2016. Statutory Authority: RCW 49.17.010, .040, .050, .060. 98-07-009 (Order 97-17), § 296-45-295, filed 03/06/98, effective 05/06/98.]

***WAC 296-45-305 Live-line tools.***

[Statutory Authority: RCW 49.17.010, .040, .050 and .060. 19-13-083 (Order 17-12), § 296-45-305, filed 06/18/19, effective 08/01/19. Statutory Authority: RCW 49.17.010, .040, .050, and .060. 16-10-082, (Order 14-21), § 296-45-305, filed 05/03/2016, effective 07/01/2016. Statutory Authority: RCW 49.17.010, .040, .050, .060. 98-07-009 (Order 97-17), § 296-45-305, filed 03/06/98, effective 05/06/98.]

***WAC 296-45-315 Materials handling and storage.***

[Statutory Authority: RCW 49.17.010, .040, .050 and .060. 19-13-083 (Order 17-12), § 296-45-315, filed 06/18/19, effective 08/01/19. Statutory Authority: RCW 49.17.010, .040, .050, and .060. 16-10-082, (Order 14-21), § 296-45-315, filed 05/03/2016, effective 07/01/2016. Statutory Authority: RCW 49.17.010, .040, .050, and .060. 05-17-038 (Order 04-55), § 296-45-315, filed 08/09/05, effective 10/01/05. Statutory Authority: RCW 49.17.010, .040, .050, .060. 98-07-009 (Order 97-17), § 296-45-315, filed 03/06/98, effective 05/06/98.]

***WAC 296-45-325 Working on or near exposed energized parts.***

[Statutory Authority: RCW 49.17.010, .040, .050 and .060. 19-13-083 (Order 17-12), § 296-45-325, filed 06/18/19, effective 08/01/19. Statutory Authority: RCW 49.17.010, .040, .050, and .060. 16-10-082, (Order 14-21), § 296-45-325, filed 05/03/2016, effective 07/01/2016. Statutory Authority: RCW 49.17.010, .040, .050, and .060. 05-17-038 (Order 04-55), § 296-45-325, filed 08/09/05, effective 10/01/05. Statutory Authority: RCW 49.17.010, .040, .050, and .060. 03-17-071 (Order 03-08), § 296-45-325, filed 08/19/03, effective 11/01/03. Statutory Authority: RCW 49.17.040. 99-09-080 (Order 99-04), § 296-45-325, filed 04/20/99, effective 08/01/99. Statutory Authority: RCW 49.17.010, .040, .050, .060. 98-07-009 (Order 97-17), § 296-45-325, filed 03/06/98, effective 05/06/98.]

***WAC 296-45-335 Deenergizing lines and equipment for employee protection.***

[Statutory Authority: RCW 49.17.010, .040, .050 and .060. 19-13-083 (Order 17-12), § 296-45-335, filed 06/18/19, effective 08/01/19. Statutory Authority: RCW 49.17.010, .040, .050, and .060. 16-10-082, (Order 14-21), § 296-45-335, filed 05/03/2016, effective 07/01/2016. Statutory Authority: RCW 49.17.010, .040, .050, .060. 98-07-009 (Order 97-17), § 296-45-335, filed 03/06/98, effective 05/06/98.]

***WAC 296-45-345 Grounding for the protection of employees.***

[Statutory Authority: RCW 49.17.010, .040, .050 and .060. 19-13-083 (Order 17-12), § 296-45-345, filed 06/18/19, effective 08/01/19. Statutory Authority: RCW 49.17.010, .040, .050, and .060. 16-10-082, (Order 14-21), § 296-45-345, filed 05/03/2016, effective 07/01/2016. Statutory Authority: RCW 49.17.010, .040, .050, .060. 98-07-009 (Order 97-17), § 296-45-345, filed 03/06/98, effective 05/06/98.]

***WAC 296-45-355 Underground grounding.***

[Statutory Authority: RCW 49.17.010, .040, .050 and .060. 19-13-083 (Order 17-12), § 296-45-355, filed 06/18/19, effective 08/01/19. Statutory Authority: RCW 49.17.010, .040, .050, and .060. 16-10-082, (Order 14-21), § 296-45-355, filed 05/03/2016, effective

**Electric Power Generation, Transmission, and Distribution**

---

07/01/2016. Statutory Authority: RCW 49.17.010, .040, .050, .060. 98-07-009 (Order 97-17), § 296-45-355, filed 03/06/98, effective 05/06/98.]

***WAC 296-45-365 Testing and test facilities.***

[Statutory Authority: RCW 49.17.010, .040, .050 and .060. 19-13-083 (Order 17-12), § 296-45-365, filed 06/18/19, effective 08/01/19. Statutory Authority: RCW 49.17.010, .040, .050, and .060. 16-10-082, (Order 14-21), § 296-45-365, filed 05/03/2016, effective 07/01/2016. Statutory Authority: RCW 49.17.010, .040, .050, .060. 98-07-009 (Order 97-17), § 296-45-365, filed 03/06/98, effective 05/06/98.]

***WAC 296-45-375 Mechanical equipment, including aerial manlift equipment.***

[Statutory Authority: RCW 49.17.010, .040, .050 and .060. 19-13-083 (Order 17-12), § 296-45-375, filed 06/18/19, effective 08/01/19. Statutory Authority: RCW 49.17.010, .040, .050, and .060. 16-10-082, (Order 14-21), § 296-45-375, filed 05/03/2016, effective 07/01/2016. Statutory Authority: RCW 49.17.010, .040, .050, .060. 98-07-009 (Order 97-17), § 296-45-375, filed 03/06/98, effective 05/06/98.]

***WAC 296-45-385 Overhead lines.***

[Statutory Authority: RCW 49.17.010, .040, .050 and .060. 19-13-083 (Order 17-12), § 296-45-385, filed 06/18/19, effective 08/01/19. Statutory Authority: RCW 49.17.010, .040, .050, and .060. 16-10-082, (Order 14-21), § 296-45-385, filed 05/03/2016, effective 07/01/2016. Statutory Authority: RCW 49.17.010, .040, .050, and .060. 05-17-038 (Order 04-55), § 296-45-385, filed 08/09/05, effective 10/01/05. Statutory Authority: RCW 49.17.010, .040, .050, .060. 98-07-009 (Order 97-17), § 296-45-385, filed 03/06/98, effective 05/06/98.]

***WAC 296-45-455 Line-clearance tree-trimming operations.***

[Statutory Authority: RCW 49.17.010, .040, .050 and .060. 19-13-083 (Order 17-12), § 296-45-455, filed 06/18/19, effective 08/01/19. Statutory Authority: RCW 49.17.010, .040, .050, and .060. 16-10-082, (Order 14-21), § 296-45-455, filed 05/03/2016, effective 07/01/2016. Statutory Authority: RCW 49.17.040. 99-09-080 (Order 99-04), § 296-45-455, filed 04/20/99, effective 08/01/99. [Statutory Authority: RCW 49.17.010, .040, .050, .060. 98-07-009 (Order 97-17), § 296-45-455, filed 03/06/98, effective 05/06/98.]

***WAC 296-45-45505 Brush chippers.***

[Statutory Authority: RCW 49.17.010, .040, .050 and .060. 19-13-083 (Order 17-12), § 296-45-45505, filed 06/18/19, effective 08/01/19. Statutory Authority: RCW 49.17.010, .040, .050, and .060. 16-10-082, (Order 14-21), § 296-45-45505, filed 05/03/2016, effective 07/01/2016. Statutory Authority: RCW 49.17.010, .040, .050, .060. 98-07-009 (Order 97-17), § 296-45-45505, filed 03/06/98, effective 05/06/98.]

***WAC 296-45-45510 Sprayers and related equipment.***

[Statutory Authority: RCW 49.17.010, .040, .050 and .060. 19-13-083 (Order 17-12), § 296-45-45510, filed 06/18/19, effective 08/01/19. Statutory Authority: RCW 49.17.010, .040, .050. 01-11-038 (Order 99-36), § 296-45-45510, filed 05/09/01, effective 09/01/01. Statutory Authority: RCW 49.17.010, .040, .050, .060. 98-07-009 (Order 97-17), § 296-45-45510, filed 03/06/98, effective 05/06/98.]

***WAC 296-45-45515 Stump cutters.***

[Statutory Authority: RCW 49.17.010, .040, .050 and .060. 19-13-083 (Order 17-12), § 296-45-45515, filed 06/18/19, effective 08/01/19. Statutory Authority: RCW 49.17.010, .040, .050, .060. 98-07-009 (Order 97-17), § 296-45-45515, filed 03/06/98, effective 05/06/98.]

***WAC 296-45-45520 Backpack power units for use in pruning and clearing.***

[Statutory Authority: RCW 49.17.010, .040, .050 and .060. 19-13-083 (Order 17-12), § 296-45-45520, filed 06/18/19, effective 08/01/19. Statutory Authority: RCW 49.17.010, .040, .050, .060. 98-07-009 (Order 97-17), § 296-45-45520, filed 03/06/98, effective 05/06/98.]

***WAC 296-45-45525 Rope.***

[Statutory Authority: RCW 49.17.010, .040, .050 and .060. 19-13-083 (Order 17-12), § 296-45-45525, filed 06/18/19, effective 08/01/19. Statutory Authority: RCW 49.17.010, .040, .050, .060. 98-07-009 (Order 97-17), § 296-45-45525, filed 03/06/98, effective 05/06/98.]

***WAC 296-45-45530 Fall protection.***

[Statutory Authority: RCW 49.17.010, .040, .050 and .060. 19-13-083 (Order 17-12), § 296-45-45530, filed 06/18/19, effective 08/01/19. Statutory Authority: RCW 49.17.010, .040, .050, .060. 98-07-009 (Order 97-17), § 296-45-45530, filed 03/06/98, effective

**Electric Power Generation, Transmission, and Distribution**

---

05/06/98.]

***WAC 296-45-465 Communication facilities.***

[Statutory Authority: RCW 49.17.010, .040, .050 and .060. 19-13-083 (Order 17-12), § 296-45-465, filed 06/18/19, effective 08/01/19. Statutory Authority: RCW 49.17.010, .040, .050, .060. 98-07-009 (Order 97-17), § 296-45-465, filed 03/06/98, effective 05/06/98.]

***WAC 296-45-475 Substations.***

[Statutory Authority: RCW 49.17.010, .040, .050 and .060. 19-13-083 (Order 17-12), § 296-45-475, filed 06/18/19, effective 08/01/19. Statutory Authority: RCW 49.17.010, .040, .050, and .060. 16-10-082, (Order 14-21), § 296-45-475, filed 05/03/2016, effective 07/01/2016. Statutory Authority: RCW 49.17.010, .040, .050, and .060. 09-10-077 (Order 08-37), § 296-45-475, filed 05/05/09, effective 07/01/09. Statutory Authority: RCW 49.17.010, .040, .050, and .060. 05-17-038 (Order 04-55), § 296-45-475, filed 08/09/05, effective 10/01/05. Statutory Authority: RCW 49.17.010, .040, .050, .060. 98-07-009 (Order 97-17), § 296-45-475, filed 03/06/98, effective 05/06/98.]

***WAC 296-45-485 Power generation.***

[Statutory Authority: RCW 49.17.010, .040, .050, .060. 98-07-009 (Order 97-17), § 296-45-485, filed 03/06/98, effective 05/06/98.]

***WAC 296-45-48505 Interlocks and other safety devices.***

[Statutory Authority: RCW 49.17.010, .040, .050 and .060. 19-13-083 (Order 17-12), § 296-45-48505, filed 06/18/19, effective 08/01/19. Statutory Authority: RCW 49.17.010, .040, .050, .060. 98-07-009 (Order 97-17), § 296-45-48505, filed 03/06/98, effective 05/06/98.]

***WAC 296-45-48510 Changing brushes.***

[Statutory Authority: RCW 49.17.010, .040, .050 and .060. 19-13-083 (Order 17-12), § 296-45-48510, filed 06/18/19, effective 08/01/19. Statutory Authority: RCW 49.17.010, .040, .050, .060. 98-07-009 (Order 97-17), § 296-45-48510, filed 03/06/98, effective 05/06/98.]

***WAC 296-45-48515 Access and working space.***

[Statutory Authority: RCW 49.17.010, .040, .050 and .060. 19-13-083 (Order 17-12), § 296-45-48515, filed 06/18/19, effective 08/01/19. Statutory Authority: RCW 49.17.010, .040, .050, and .060. 16-10-082, (Order 14-21), § 296-45-48515, filed 05/03/2016, effective 07/01/2016. Statutory Authority: RCW 49.17.010, .040, .050, .060. 98-07-009 (Order 97-17), § 296-45-48515, filed 03/06/98, effective 05/06/98.]

***WAC 296-45-48520 Guarding of rooms containing electric supply equipment.***

[Statutory Authority: RCW 49.17.010, .040, .050 and .060. 19-13-083 (Order 17-12), § 296-45-48520, filed 06/18/19, effective 08/01/19. Statutory Authority: RCW 49.17.010, .040, .050, .060. 98-07-009 (Order 97-17), § 296-45-48520, filed 03/06/98, effective 05/06/98.]

***WAC 296-45-48525 Guarding of energized parts.***

[Statutory Authority: RCW 49.17.010, .040, .050 and .060. 19-13-083 (Order 17-12), § 296-45-48525, filed 06/18/19, effective 08/01/19. Statutory Authority: RCW 49.17.010, .040, .050, and .060. 16-10-082, (Order 14-21), § 296-45-48525, filed 05/03/2016, effective 07/01/2016. Statutory Authority: RCW 49.17.010, .040, .050, .060. 98-07-009 (Order 97-17), § 296-45-48525, filed 03/06/98, effective 05/06/98.]

***WAC 296-45-48530 Water or steam spaces.***

[Statutory Authority: RCW 49.17.010, .040, .050 and .060. 19-13-083 (Order 17-12), § 296-45-48530, filed 06/18/19, effective 08/01/19. Statutory Authority: RCW 49.17.010, .040, .050, .060. 98-07-009 (Order 97-17), § 296-45-48530, filed 03/06/98, effective 05/06/98.]

***WAC 296-45-48535 Chemical cleaning of boilers and pressure vessels.***

[Statutory Authority: RCW 49.17.010, .040, .050 and .060. 19-13-083 (Order 17-12), § 296-45-48535, filed 06/18/19, effective 08/01/19. Statutory Authority: RCW 49.17.010, .040, .050, and .060. 03-18-190 (Order 03-15), § 296-45-48535, filed 09/02/03, effective 11/01/03. Statutory Authority: RCW 49.17.010, .040, .050. 01-11-038 (Order 99-36), § 296-45-48535, filed 05/09/01, effective 09/01/01. Statutory Authority: RCW 49.17.010, .040, .050, .060. 98-07-009 (Order 97-17), § 296-45-48535, filed 03/06/98, effective 05/06/98.]

***WAC 296-45-48540 Chlorine systems.***

**Electric Power Generation, Transmission, and Distribution**

---

[Statutory Authority: RCW 49.17.010, .040, .050 and .060. 19-13-083 (Order 17-12), § 296-45-48540, filed 06/18/19, effective 08/01/19.  
Statutory Authority: RCW 49.17.010, .040, .050, .060. 98-07-009 (Order 97-17), § 296-45-48540, filed 03/06/98, effective 05/06/98.]

***WAC 296-45-48545 Boilers.***

[Statutory Authority: RCW 49.17.010, .040, .050 and .060. 19-13-083 (Order 17-12), § 296-45-48545, filed 06/18/19, effective 08/01/19.  
Statutory Authority: RCW 49.17.010, .040, .050, .060. 98-07-009 (Order 97-17), § 296-45-48545, filed 03/06/98, effective 05/06/98.]

***WAC 296-45-48550 Turbine generators.***

[Statutory Authority: RCW 49.17.010, .040, .050 and .060. 19-13-083 (Order 17-12), § 296-45-48550, filed 06/18/19, effective 08/01/19.  
Statutory Authority: RCW 49.17.010, .040, .050, .060. 98-07-009 (Order 97-17), § 296-45-48550, filed 03/06/98, effective 05/06/98.]

***WAC 296-45-48555 Coal and ash handling.***

[Statutory Authority: RCW 49.17.010, .040, .050 and .060. 19-13-083 (Order 17-12), § 296-45-48555, filed 06/18/19, effective 08/01/19.  
Statutory Authority: RCW 49.17.010, .040, .050, .060. 98-07-009 (Order 97-17), § 296-45-48555, filed 03/06/98, effective 05/06/98.]

***WAC 296-45-48560 Hydroplants and equipment.***

[Statutory Authority: RCW 49.17.010, .040, .050 and .060. 19-13-083 (Order 17-12), § 296-45-48560, filed 06/18/19, effective 08/01/19.  
Statutory Authority: RCW 49.17.010, .040, .050, .060. 98-07-009 (Order 97-17), § 296-45-48560, filed 03/06/98, effective 05/06/98.]

***WAC 296-45-525 Special conditions.***

[Statutory Authority: RCW 49.17.010, WAC 296-45-52505.040, .050, .060. 98-07-009 (Order 97-17), § 296-45-525, filed 03/06/98, effective 05/06/98.]

***WAC 296-45-52505 Capacitors.***

[Statutory Authority: RCW 49.17.010, .040, .050 and .060. 19-13-083 (Order 17-12), § 296-45-52505, filed 06/18/19, effective 08/01/19.  
Statutory Authority: RCW 49.17.010, .040, .050, .060. 98-07-009 (Order 97-17), § 296-45-52505, filed 03/06/98, effective 05/06/98.]

***WAC 296-45-52510 Current transformer secondaries.***

[Statutory Authority: RCW 49.17.010, .040, .050 and .060. 19-13-083 (Order 17-12), § 296-45-52510, filed 06/18/19, effective 08/01/19.  
Statutory Authority: RCW 49.17.010, .040, .050, .060. 98-07-009 (Order 97-17), § 296-45-52510, filed 03/06/98, effective 05/06/98.]

***WAC 296-45-52515 Series streetlighting.***

[Statutory Authority: RCW 49.17.010, .040, .050 and .060. 19-13-083 (Order 17-12), § 296-45-52515, filed 06/18/19, effective 08/01/19.  
Statutory Authority: RCW 49.17.010, .040, .050, .060. 98-07-009 (Order 97-17), § 296-45-52515, filed 03/06/98, effective 05/06/98.]

***WAC 296-45-52520 Illumination.***

[Statutory Authority: RCW 49.17.010, .040, .050 and .060. 19-13-083 (Order 17-12), § 296-45-52520, filed 06/18/19, effective 08/01/19.  
Statutory Authority: RCW 49.17.010, .040, .050, .060. 98-07-009 (Order 97-17), § 296-45-52520, filed 03/06/98, effective 05/06/98.]

***WAC 296-45-52525 Protection against drowning.***

[Statutory Authority: RCW 49.17.010, .040, .050 and .060. 19-13-083 (Order 17-12), § 296-45-52525, filed 06/18/19, effective 08/01/19.  
Statutory Authority: RCW 49.17.010, .040, .050, .060. 98-07-009 (Order 97-17), § 296-45-52525, filed 03/06/98, effective 05/06/98.]

***WAC 296-45-52530 Employee protection in public work areas.***

[Statutory Authority: RCW 49.17.010, .040, .050. 01-04-090 (Order 00-03), § 296-45-52530, filed 02/07/01, effective 02/07/01. Statutory Authority: RCW 49.17.010, .040, .050, .060. 98-07-009 (Order 97-17), § 296-45-52530, filed 03/06/98, effective 05/06/98.]

***WAC 296-45-52535 Backfeed.***

[Statutory Authority: RCW 49.17.010, .040, .050, .060. 98-07-009 (Order 97-17), § 296-45-52535, filed 03/06/98, effective 05/06/98.]

***WAC 296-45-52540 Lasers.***



**Electric Power Generation, Transmission, and Distribution**

---

[Statutory Authority: RCW 49.17.010, .040, .050 and .060. 19-13-083 (Order 17-12), § 296-45-52540, filed 06/18/19, effective 08/01/19.  
Statutory Authority: RCW 49.17.010, .040, .050, .060. 98-07-009 (Order 97-17), § 296-45-52540, filed 03/06/98, effective 05/06/98.]

***WAC 296-45-52545 Hydraulic fluids.***

[Statutory Authority: RCW 49.17.010, .040, .050 and .060. 19-13-083 (Order 17-12), § 296-45-52545, filed 06/18/19, effective 08/01/19.  
Statutory Authority: RCW 49.17.010, .040, .050, .060. 98-07-009 (Order 97-17), § 296-45-52545, filed 03/06/98, effective 05/06/98.]

***WAC 296-45-52550 Foreign attachments and placards.***

[Statutory Authority: RCW 49.17.010, .040, .050 and .060. 19-13-083 (Order 17-12), § 296-45-52550, filed 06/18/19, effective 08/01/19.  
Statutory Authority: RCW 49.17.010, .040, .050, .060. 98-07-009 (Order 97-17), § 296-45-52550, filed 03/06/98, effective 05/06/98.]

***WAC 296-45-545 Trolley maintenance, jumpering or bypassing.***

[Statutory Authority: RCW 49.17.010, .040, .050 and .060. 19-13-083 (Order 17-12), § 296-45-545, filed 06/18/19, effective 08/01/19.  
Statutory Authority: RCW 49.17.010, .040, .050, and .060. 16-10-082, (Order 14-21), § 296-45-545, filed 05/03/2016, effective 07/01/2016. Statutory Authority: RCW 49.17.010, .040, .050, .060. 98-07-009 (Order 97-17), § 296-45-545, filed 03/06/98, effective 05/06/98.]

***WAC 296-45-675 Rotorcraft/helicopter for power distribution and transmission line installation, construction and repair--Scope.***

[Statutory Authority: RCW 49.17.010, .040, .050 and .060. 19-13-083 (Order 17-12), § 296-45-675, filed 06/18/19, effective 08/01/19.  
Order 76-38, § 296-45-675, filed 12/30/76.]

***WAC 296-45-67503 Definitions.***

[Statutory Authority: RCW 49.17.010, .040, .050 and .060. 19-13-083 (Order 17-12), § 296-45-67503, filed 06/18/19, effective 08/01/19.  
Statutory Authority: RCW 49.17.010, .040, .050, and .060. 16-10-081, (Order 13-04), § 296-45-67503, filed 05/03/2016, effective 07/01/2016. Statutory Authority: Chapter 49.17 RCW. 94-20-057 (Order 94-16), § 296-45-67503, filed 9/30/94, effective 11/20/94; Order 76-38, § 296-45-67503, filed 12/30/76.]

***WAC 296-45-67504 Operating certification.***

[Statutory Authority: RCW 49.17.010, .040, .050, and .060. 16-10-081, (Order 13-04), § 296-45-67504, filed 05/03/2016, effective 07/01/2016.]

***WAC 296-45-67506 Personnel.***

[Statutory Authority: RCW 49.17.010, .040, .050 and .060. 19-13-083 (Order 17-12), § 296-45-67506, filed 06/18/19, effective 08/01/19.  
Statutory Authority: RCW 49.17.010, .040, .050, and .060. 16-10-081, (Order 13-04), § 296-45-67506, filed 05/03/2016, effective 07/01/2016.]

***WAC 296-45-67508 Hazard analysis and job briefing.***

[Statutory Authority: RCW 49.17.010, .040, .050, and .060. 16-10-081, (Order 13-04), § 296-45-67508, filed 05/03/2016, effective 07/01/2016.]

***WAC 296-45-67513 Personal protective equipment (PPE).***

[Statutory Authority: RCW 49.17.010, .040, .050 and .060. 19-13-083 (Order 17-12), § 296-45-67513, filed 06/18/19, effective 08/01/19.  
Statutory Authority: RCW 49.17.010, .040, .050, and .060. 16-10-081, (Order 13-04), § 296-45-67513, filed 05/03/2016, effective 07/01/2016. Order 76-38, § 296-45-67513, filed 12/30/76.]

***WAC 296-45-67515 Wearing apparel.***

[Statutory Authority: RCW 49.17.010, .040, .050 and .060. 19-13-083 (Order 17-12), § 296-45-67515, filed 06/18/19, effective 08/01/19.  
Order 76-38, § 296-45-67515, filed 12/30/76.]

***WAC 296-45-67517 Loose gear and objects.***

[Statutory Authority: RCW 49.17.010, .040, .050 and .060. 19-13-083 (Order 17-12), § 296-45-67517, filed 06/18/19, effective 08/01/19.  
Order 76-38, § 296-45-67517, filed 12/30/76.]

***WAC 296-45-67519 Landing zones.***

[Statutory Authority: RCW 49.17.010, .040, .050 and .060. 19-13-083 (Order 17-12), § 296-45-67519, filed 06/18/19, effective 08/01/19.  
Statutory Authority: RCW 49.17.010, .040, .050, and .060. 16-10-081, (Order 13-04), § 296-45-67519, filed 05/03/2019, effective 07/01/2016. Order 76-38, § 296-45-67519, filed 12/30/76.]

***WAC 296-45-67521 Pilot's responsibility.***

[Statutory Authority: RCW 49.17.010, .040, .050 and .060. 19-13-083 (Order 17-12), § 296-45-67521, filed 06/18/19, effective 08/01/19.  
Statutory Authority: RCW 49.17.010, .040, .050, and .060. 16-10-081, (Order 13-04), § 296-45-67521, filed 05/03/2016, effective

**Electric Power Generation, Transmission, and Distribution**

07/01/2016. Statutory Authority: Chapter 49.17 RCW. 94-20-057 (Order 94-16), § 296-45-67521, filed 9/30/94, effective 11/20/94; Order 76-38, § 296-45-67521, filed 12/30/76.]

***WAC 296-45-67522 Cargo hooks.***

[Statutory Authority: RCW 49.17.010, .040, .050 and .060. 19-13-083 (Order 17-12), § 296-45-67522, filed 06/18/19, effective 08/01/19. Statutory Authority: RCW 49.17.010, .040, .050, and .060. 16-10-081, (Order 13-04), § 296-45-67522, filed 05/03/2016, effective 07/01/2016.]

***WAC 296-45-67523 Hooking and unhooking loads.***

[Statutory Authority: RCW 49.17.010, .040, .050 and .060. 19-13-083 (Order 17-12), § 296-45-67523, filed 06/18/19, effective 08/01/19. Statutory Authority: RCW 49.17.010, .040, .050, and .060. 16-10-081, (Order 13-04), § 296-45-67523, filed 05/03/2016, effective 07/01/2016. Order 76-38, § 296-45-67523, filed 12/30/76.]

***WAC 296-45-67525 Static charge.***

[Statutory Authority: RCW 49.17.010, .040, .050 and .060. 19-13-083 (Order 17-12), § 296-45-67525, filed 06/18/19, effective 08/01/19. Statutory Authority: RCW 49.17.010, .040, .050, and .060. 16-10-081, (Order 13-04), § 296-45-67525, filed 05/03/2016, effective 07/01/2016. Order 76-38, § 296-45-67525, filed 12/30/76.]

***WAC 296-45-67527 Line stringing.***

[Statutory Authority: RCW 49.17.010, .040, .050 and .060. 19-13-083 (Order 17-12), § 296-45-67527, filed 06/18/19, effective 08/01/19. Statutory Authority: RCW 49.17.010, .040, .050, and .060. 16-10-081, (Order 13-04), § 296-45-67527, filed 05/03/2016, effective 07/01/2016. Statutory Authority: Chapter 49.17 RCW. 94-20-057 (Order 94-16), § 296-45-67527, filed 9/30/94, effective 11/20/94; Order 76-38, § 296-45-67527, filed 12/30/76.]

***WAC 296-45-67529 Visibility.***

[Statutory Authority: RCW 49.17.010, .040, .050 and .060. 19-13-083 (Order 17-12), § 296-45-67529, filed 06/18/19, effective 08/01/19. Statutory Authority: RCW 49.17.010, .040, .050, and .060. 16-10-081, (Order 13-04), § 296-45-67529, filed 05/03/2016, effective 07/01/2016. Order 76-38, § 296-45-67529, filed 12/30/76.]

***WAC 296-45-67531 Communication.***

[Statutory Authority: RCW 49.17.010, .040, .050 and .060. 19-13-083 (Order 17-12), § 296-45-67531, filed 06/18/19, effective 08/01/19. Statutory Authority: RCW 49.17.010, .040, .050, and .060. 16-10-081, (Order 13-04), § 296-45-67531, filed 05/03/2016, effective 07/01/2016. Statutory Authority: Chapter 49.17 RCW. 94-20-057 (Order 94-16), § 296-45-67531, filed 9/30/94, effective 11/20/94; Order 76-38, § 296-45-67531, filed 12/30/76.]

***WAC 296-45-67533 Helicopter operation.***

[Statutory Authority: RCW 49.17.010, .040, .050 and .060. 19-13-083 (Order 17-12), § 296-45-67533, filed 06/18/19, effective 08/01/19. Statutory Authority: RCW 49.17.010, .040, .050, and .060. 16-10-081, (Order 13-04), § 296-45-67533, filed 05/03/2016, effective 07/01/2016. Order 76-38 § 296-45-67533, filed 12/30/76.]

***WAC 296-45-67536 Helicopter work tasks.***

[Statutory Authority: RCW 49.17.010, .040, .050 and .060. 19-13-083 (Order 17-12), § 296-45-67536, filed 06/18/19, effective 08/01/19. Statutory Authority: RCW 49.17.010, .040, .050, and .060. 16-10-081, (Order 13-04), § 296-45-67536, filed 05/03/2016, effective 07/01/2016.]

***WAC 296-45-67537 Sling and rigging.***

[Statutory Authority: RCW 49.17.010, .040, .050 and .060. 19-13-083 (Order 17-12), § 296-45-67537, filed 06/18/19, effective 08/01/19. Statutory Authority: RCW 49.17.010, .040, .050, and .060. 16-10-081, (Order 13-04), § 296-45-67537, filed 05/03/2016, effective 07/01/2016. Order 76-38, § 296-45-67537, filed 12/30/76.]

***WAC 296-45-67541 Fires.***

[Statutory Authority: RCW 49.17.010, .040, .050 and .060. 19-13-083 (Order 17-12), § 296-45-67541, filed 06/18/19, effective 08/01/19. Order 76-38, § 296-45-67541, filed 12/30/76.]

***WAC 296-45-67545 Refueling operations.***

[Statutory Authority: RCW 49.17.010, .040, .050 and .060. 19-13-083 (Order 17-12), § 296-45-67545, filed 06/18/19, effective 08/01/19. Statutory Authority: RCW 49.17.010, .040, .050, and .060. 16-10-081, (Order 13-04), § 296-45-67545, filed 05/03/2016, effective 07/01/2016. Chapter 49.17 RCW. 89-11-035 (Order 89-03), § 296-45-67545, filed 5/15/89, effective 6/30/89.]

***WAC 296-45-900 Appendices. Nonmandatory.***

[Statutory Authority: RCW 49.17.010, .040, .050, .060. 98-07-009 (Order 97-17), §296-45-900, filed 03/06/98, effective 05/06/98.]

***WAC 296-45-902 Appendix A, Working on exposed energized parts--Nonmandatory.***

[Statutory Authority: Statutory Authority: RCW 49.17.010, .040, .050, and .060. 16-10-082, (Order 14-21), § 296-45-902, filed 05/03/2016, effective 07/01/2016.]

***WAC 296-45-903 Appendix B--Protection from step and touch potentials—Nonmandatory.***

Electric Power Generation, Transmission, and Distribution

---

[Statutory Authority: Statutory Authority: RCW 49.17.010, .040, .050, and .060. 16-10-082, (Order 14-21), § 296-45-903, filed 05/03/2016, effective 07/01/2016. Statutory Authority: RCW 49.17.010, [49.17].040, [49.17].050 and [49.17].060. WSR 98-07-009, § 296-45-903, filed 3/6/98, effective 5/6/98.]

***WAC 296-45-905 Appendix C—Methods of inspecting and testing wood poles—Nonmandatory.***

[Statutory Authority: Statutory Authority: RCW 49.17.010, .040, .050, and .060. 16-10-082, (Order 14-21), § 296-45-905, filed 05/03/2016, effective 07/01/2016. Statutory Authority: RCW 49.17.010, [49.17].040, [49.17].050 and [49.17].060. WSR 98-07-009, § 296-45-905, filed 3/6/98, effective 5/6/98.]

***WAC 296-45-906 Appendix D--Protection from flames and electric arcs--Nonmandatory.***

[Statutory Authority: Statutory Authority: RCW 49.17.010, .040, .050, and .060. 16-10-082, (Order 14-21), § 296-45-905, filed 05/03/2016, effective 07/01/2016.]

***WAC 296-45-907 Appendix E--Work-positioning equipment inspection guidelines-Nonmandatory.***

[Statutory Authority: RCW 49.17.010, .040, .050, and .060. 16-10-082, (Order 14-21), § 296-45-907, filed 05/03/2016, effective 07/01/2016.]

***WAC 296-45-908 Appendix F--Other Applicable safety and health Washington administrative codes.***

[Statutory Authority: RCW 49.17.010, .040, .050, and .060. 20-12-091 (Order 19-05) § 296-45-908, filed 06/02/2020, effective 10/01/2020. Statutory Authority: RCW 49.17.010, .040, .050, and .060. 16-10-082, (Order 14-21), § 296-45-908, filed 05/03/2016, effective 07/01/2016.]

***WAC 296-45-909 Appendix G--Flow chart--Nonmandatory.***

[Statutory Authority: RCW 49.17.010, .040, .050, and .060. 16-10-082, (Order 14-21), § 296-45-909, filed 05/03/2016, effective 07/01/2016.]

***WAC 296-45-910 Appendix H--Reference documents.***

[Statutory Authority: RCW 49.17.010, .040, .050, and .060. 16-10-082, (Order 14-21), § 296-45-910, filed 05/03/2016, effective 07/01/2016.]